
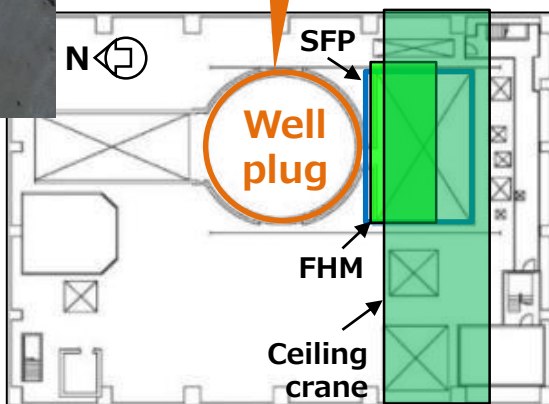
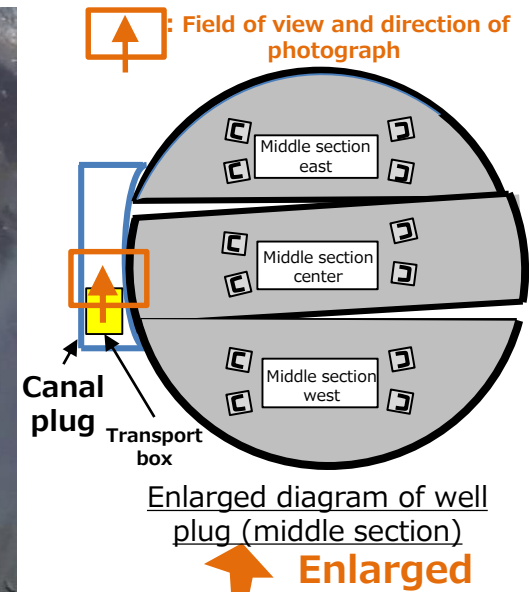


Commencement of well plug exploration using remotely operated robot on the operating floor of Fukushima Daiichi Nuclear Power Station Unit 1



Slope width: Approx. 60cm



Location of well plug on the operating floor

Photograph of remotely operated robot (SUGV) going down transport box slope (taken with the camera inside the transport box)

Well plug exploration (field exploration)



Gap between top and middle sections of the well plug: Approx. 40 cm

Photograph of remotely operated robot (SUGV) being inserted inside the well plug from the gap between the top and middle sections (taken with camera inside the transport box)