

Situation of Storage and Treatment of Accumulated Water including Highly Concentrated Radioactive Materials at Fukushima Daiichi Nuclear Power Station (382nd Release)

December 10, 2018

Tokyo Electric Power Company Holdings, Inc.

1. Introduction

This document is to report the following matters in accordance with the instruction of “Installment of treatment facility and storing facility of water including highly concentrated radioactive materials at Fukushima Daiichi Nuclear Power Station of the Tokyo Electric Power Company (Instruction) “(NISA No. 6, June 8, 2011), dated on June 9, 2011.

<Instruction>

TEPCO should report to NISA the situation of storing and treatment of the contaminated water in the Power Station and the future forecast based upon the current situation has to be reported to NISA as soon as the treatment facility starts its operation. Also, subsequently, continued report has to be submitted to NISA once a week until the treatment of the accumulated water in the Central Radioactive Waste Treatment Facility is completed.

2. Situation of storing and treatment of accumulated water in the building (actual record)

Stored amounts in each unit building (Units 1 to 4 (including condensers and trenches)) and stored and treated amounts, and other related data in the Accumulated Water Storing Facility as of December 6, 2018, are shown in the Attachment -1.

3. Forecast of storing and treatment

(1) Short term forecast

Water transfer in Units 1 and 2 and Units 3 and 4 is planned based on the stored amount in the Accumulated Water Storing Facilities and the operating situation of the radioactive material treatment equipment and the subdrain catchment facility. Water is transferred to the Process Main Building and/or High Temperature Incinerator Building as Accumulated Water Storing Facilities.

Treatment is implemented considering the state of storage and transfer of Accumulated Water Storing Facilities.

We assume stored amounts in each unit building (Units 1 to 4 (including condenser and trench)), and stored and treated amounts, and other related data in the Accumulated Water Storing Facilities as of December 13, 2018, are shown in Attachment -2.

(2) Middle term forecast

Regarding accumulated water in Units 1 and 2 buildings and Units 3 and 4 buildings, from the viewpoint of reducing the risks of discharging to the ocean and leaking into the groundwater, it is necessary to keep enough capacity for the accumulated water in the building until its level reaches TP. 2,564 and to keep the accumulated water level lower than the groundwater level.

On the other hand, based on the view of limiting inflow of underwater to buildings and reducing the amount of emerged accumulated water, we are planning to transfer accumulated water keeping specific water-level difference between accumulated water in the building around and subdrain water and making the lowest floor surface of buildings other than Units 1 to 3 reactor buildings where circulating water is injected into exposed by 2020.

As for accumulated water of the Process Main Building and the High Temperature Incinerator Building, we are planning to treat the accumulated water considering the situation of construction of middle and low level waste water tanks, the operation factor of the radioactive material treatment instruments and duration for maintenance.

We forecast stored amounts in each unit building (Units 1 to 4 (including condensers and trenches)), and storing and treatment situations in the Accumulated Water Storing Facilities for the next 3 months, as shown in Attachment -3.

Stored amounts in each building and the water storage equipment are forecasted to be unchanged in case transfer and treatment were implemented as scheduled without rain. However, it would be subject to change depending on the operation factor of the radioactive material treatment instruments and so on.

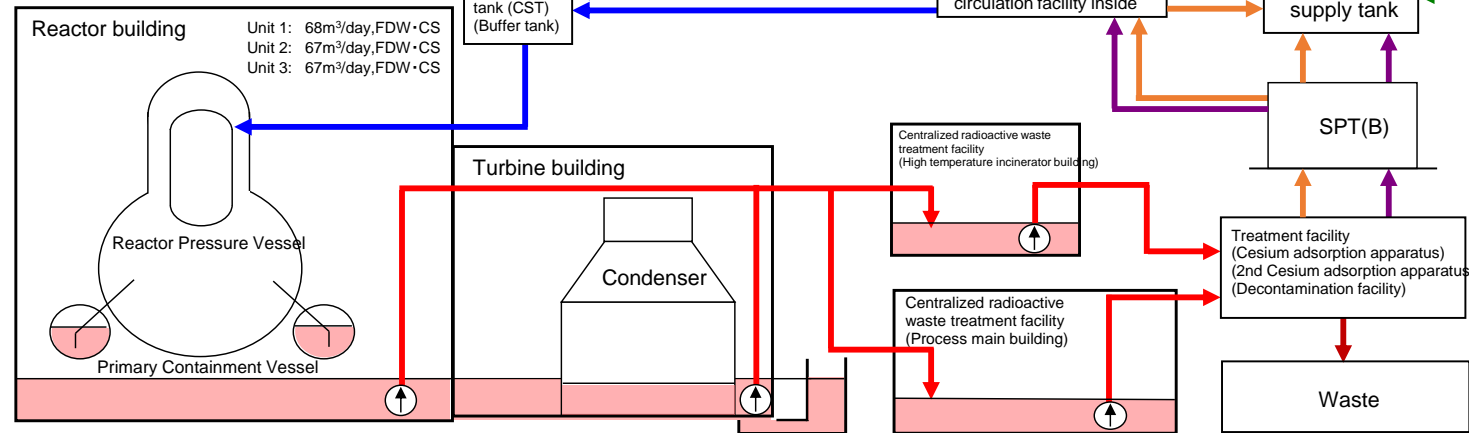
Also, the water treated at the radioactive material treatment equipment (fresh water and condensed salt water) can be stored in the middle and low level waste water tanks.

END

Storage and treatment of high level radioactive accumulated water (as of December 6, 2018)

Classification	
	High level radioactive water/ Waste, Concentrated waste liquid
	Treated water (saltwater)
	Treated water (concentrated saltwater), pipe removal
	Strontium-treated water
	Treated water (freshwater), pipe removal
	Treated water from Multi-nuclide Removal Facility
	Freshwater

Volume of water to be injected to Reactor (11/29-12/6)	Change from last report
① Filtrate water	-
② Treated water (freshwater)	1,405m ³ - 14m ³
Cumulative treated water	906,163m ³



	Storage volume ^{1,2}	Change from last report	Storage capacity ^{3,4}
Concentrated saltwater receiving tank ¹	0m ³	-	-
Freshwater receiving tank	6,051m ³	+ 118m ³	12,600m ³
Concentrated waste liquid storage tank	9,252m ³	No Change	10,700m ³
Treated water storage tank	984,929m ³	+ 2,037m ³	1,011,200m ³
Strontium-treated water storage tank	116,573m ³	- 205m ³	135,500m ³

	Residual water ⁵	Change from last report	Storage capacity ^{3,4}
Concentrated saltwater tank	Approx. 500m ³	No Change	Approx. 2,100m ³
Strontium-treated water tank	Approx. 6,700m ³	No Change	Approx. 49,500m ³

	Storage volume	Change from last report	Storage volume ³
Wastewater supply tank	617m ³	+ 24m ³	1,200m ³
SPT(B)	843m ³	- 377m ³	3,100m ³

	Chloride concentration
Before/After Desalination	300ppm/1ppm (Sampled on November 12)
Before/After Reverse Osmosis Circulation	340ppm/4ppm (Sampled on November 29)
Before/After Evaporative Concentration	-

Place of Sampling	Radioactivity concentration ¹⁵
Process Main Building	6.6E+07 Bq/L (Sampled on November 27)
Exit of cesium adsorption apparatus	8.9E+02 Bq/L (Sampled on February 20)
Exit of decontamination facility	-
High Temperature Incinerator Building	1.3E+08 Bq/L (Sampled on May 14)
Exit of second cesium adsorption apparatus	5.8E+02 Bq/L (Sampled on November 27)

Facility	Storage volume	Change from last report	Water level in T/B ^{*8}
Unit 1	Approx. 2,440m ³	No Change	-
Unit 2	Approx. 7,670m ³	- 450m ³	T.P. - 252
Unit 3	Approx. 8,420m ³	+ 10m ³	T.P. - 112
Unit 4	Approx. 8,880m ³	+ 10m ³	T.P. - 135
Total	Approx. 27,410m ³		

Storage facility	Storage volume	Change from last report	Water level ^{*8}	Treated volume (11/29-12/6)	Cumulative treated volume	Waste produced		Change from last report	Storage capacity
						Sludge	Used vessels		
Process Main Building	Approx. 11,100m ³	+ 110m ³	T.P. 1,414	Approx. 3,630m ³	Approx. 2,022,690m ³	597m ³		No Change	700m ³ ^{*3}
High Temperature Incinerator Building	Approx. 3,370m ³	- 220m ³	T.P. 537			4,226 ^{*9}	+6	6,372	
Total	Approx. 14,470m ³								

[Main operations that have been conducted during the period from November 29, 2018 (the previous announcement data) to December 6, 2018.]

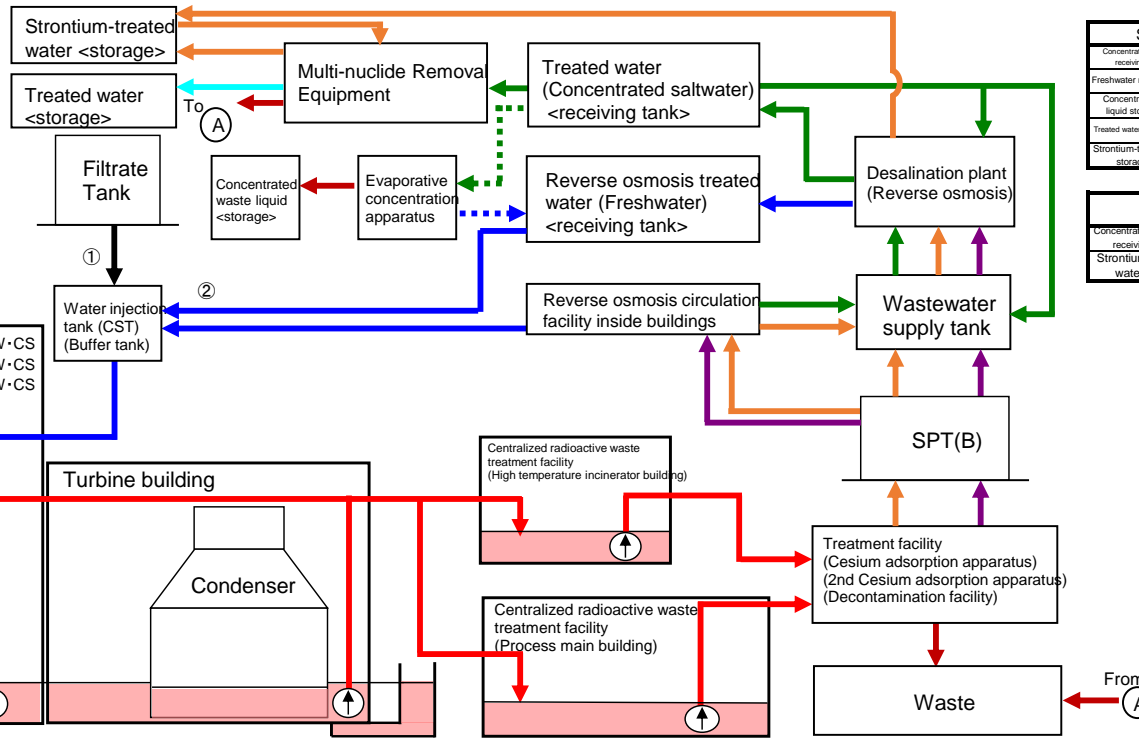
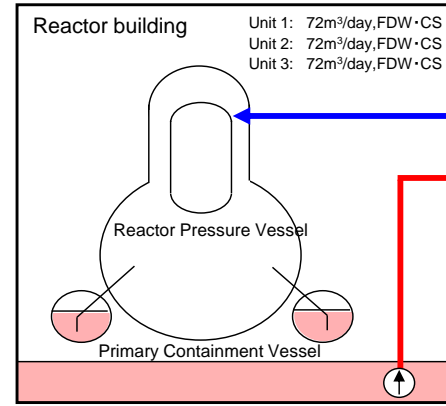
- Water transfer from the Units 1-4 to the buildings (Units 1-4, Centralized radioactive waste treatment facility) and to the treatment facility was conducted whenever necessary.
- Due to other work, water transfer to the buildings (Units 1-4, Centralized radioactive waste treatment facility) was conducted whenever necessary.
- Operations of the Cesium Adsorption Apparatus have been suspended.^{*7}
- From November 22, operations of the 2nd Cesium Adsorption Apparatus have been conducted; the availability factor is 42% (previous simulated: 45%).
- Test operations of the 3rd Cesium Adsorption Apparatus have been conducted.
- Storage capacity of treated water was changed as operations of new tanks started.

^{*1} The figures of the data are treated as a reference, because water levels during water transfer are not stable.
^{*2} The figures of the storage volume do not include those of the following volumes that have accumulated from the bottom of the tanks to the height of so-called "down scale (DS)", where water gauges show 0%:
 Freshwater receiving tank (approx. 900m³), Concentrated waste liquid storage tank (approx. 100m³),
 Treated water storage tank (approx. 1,800m³), Strontium-treated water storage tank (approx. 600m³).
^{*3} The figures of the data show the operational limits.
^{*4} The figures of "Storage capacity" do not include those of the volumes that have accumulated from the bottom of the tanks to the height of so-called "down scale (DS)", where water gauges show 0%. However, each tank has the capacity that accommodates more than the storage volume that accumulates up to the height of "DS."
^{*5} The figure of "Residual water" includes the one of the volumes that have accumulated from the bottom of the tanks to the height of so-called "down scale (DS)", where water gauges show 0%. The amount of the residual water of concentrated saltwater is calculated based on that of the water treated through the ALPS and other facilities.
^{*6} The data shown here are those of Cs-137.
^{*7} Total treated amount of Cesium adsorption apparatus and 2nd Cesium adsorption apparatus and 3rd Cesium adsorption apparatus.
 Breakdown of the treated amount: Cesium adsorption apparatus (0m³) (amount in test operations)
 2nd Cesium adsorption apparatus (3,520m³) (including amount in test operations)
 3rd Cesium adsorption apparatus (110m³) (amount in test operations)
 Breakdown of the cumulative treated amount: Cesium adsorption apparatus (391,870m³)
 2nd Cesium adsorption apparatus (1,628,550m³)
 3rd Cesium adsorption apparatus (2,270 m³)
^{*8} The data of the water levels in the Reactor Buildings are the data as of 7 a.m., December 6.
^{*9} Breakdown of the used vessels: Cesium adsorption apparatus (771), 2nd Cesium adsorption apparatus (208)
 Others: Storage container (2,959), Treated column (11), Used vessel (212), Filters and so forth (65)
^{*10} Volume of Strontium-treated water stored in the welded-type tanks
^{*11} Volume of Strontium-treated water remaining in the fringe-type tanks

Storage and treatment of high level radioactive accumulated water (as of December 13, 2018)

Classification	
	High level radioactive water/Waste, Concentrated waste liquid
	Treated water (saltwater)
	Treated water (concentrated saltwater) / Removal of piping
	Strontium-treated water
	Treated water (freshwater) / Removal of piping
	Treated water from Multi-nuclide Removal Equipment
	Freshwater

Volume of water to be injected to Reactor (12/6-12/13)	Change from last report
① Filtrate water	-
② Treated water (freshwater)	+ 107m ³
Cumulative treated water	907,675m ³



Storage volume ^{*1}		Change from last report	Storage capacity ^{*2,3}
Concentrated saltwater receiving tank ¹	0m ³	-	-
Freshwater receiving tank	5,944m ³	-107m ³	12,600m ³
Concentrated waste liquid storage tank	9,252m ³	No Change	10,700m ³
Treated water storage tank ⁴	988,071m ³	+3,142m ³	1,017,700m ³
Strontium-treated water storage tank	114,276m ³	-2,297m ³	135,500m ³

Residual water ^{*4}		Change from last report	Storage capacity ^{*2,3}
Concentrated saltwater receiving tank	Approx. 500m ³	No Change	Approx. 2,100m ³
Strontium-treated water tank	Approx. 6,700m ³	No Change	Approx. 49,500m ³

Facility	Storage volume	Change from last report	Water level in T/B
Unit 1	Approx. 2,480m ³	+ 40m ³	T.P. -132 (Unit 2 T/B)
Unit 2	Approx. 7,980m ³	+ 310m ³	
Unit 3	Approx. 8,490m ³	+ 70m ³	T.P. -106 (Unit 3 T/B)
Unit 4	Approx. 8,830m ³	- 50m ³	
Total	Approx. 27,780m ³		

Storage Facility	Storage volume	Change from last report	Water level	Treated volume (12/6-12/13)	Cumulative treated volume	Waste produced		Change from last report	Storage capacity
						Sludge	Used vessels		
Process Main Building	Approx. 11,350m ³	+ 250m ³	T.P. 1,522	Approx. 2,100m ³	Approx. 2,024,790m ³	597m ³		No Change	700m ³ ^{*2}
High Temperature Incinerator Building	Approx. 3,190m ³	- 180m ³	T.P. 389	"s	"s	4,233 ^{*6}	+7		6,372
Total	Approx. 14,540m ³								

[Main operations that are planned to be conducted during the period from December 6, 2018 to December 13, 2018.]

- Water transfer from the Units 1-4 to the buildings (Units 1-4, Centralized radioactive waste treatment facility) and to the treatment facility will be conducted whenever necessary.
- Due to other work, water transfer to the buildings (Units 1-4, Centralized radioactive waste treatment facility) will be conducted whenever necessary.
- Operations of the Cesium Adsorption Apparatus will continue to be suspended.
- Operations of the 2nd Cesium Adsorption Apparatus will continue to be conducted (assumed availability factor: 25%).
- Storage capacity of treated water will be changed as operations of new tanks started.

*1 The figures of "Storage volume" do not include those of the volumes that have accumulated from the bottom of the tanks to the height of so-called "down scale (DS)," where water gauges show 0%.

*2 The figures of the data show the operational limits.

*3 The figures of "Storage capacity" do not include those of the volumes that have accumulated from the bottom of the tanks to the height of so-called "down scale (DS)," where water gauges show 0%. However, each tank has the capacity that accommodates more than the storage volume that accumulates up to the height of "DS."

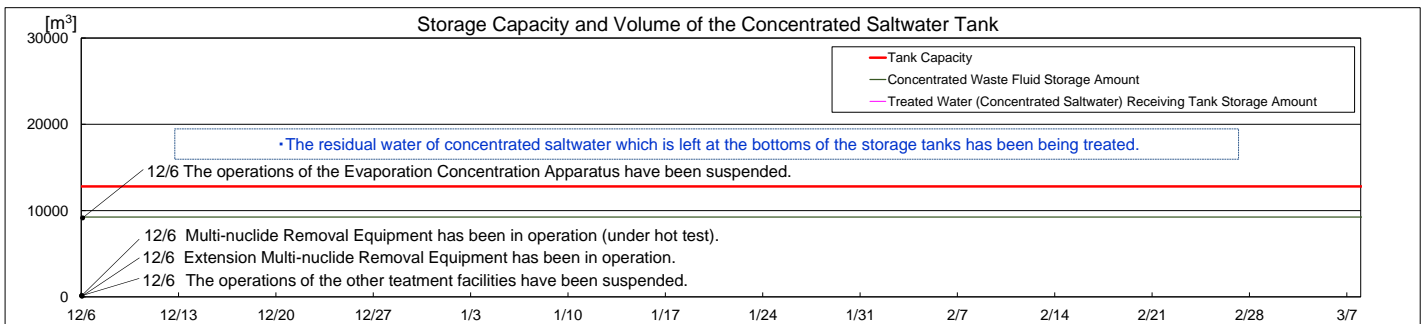
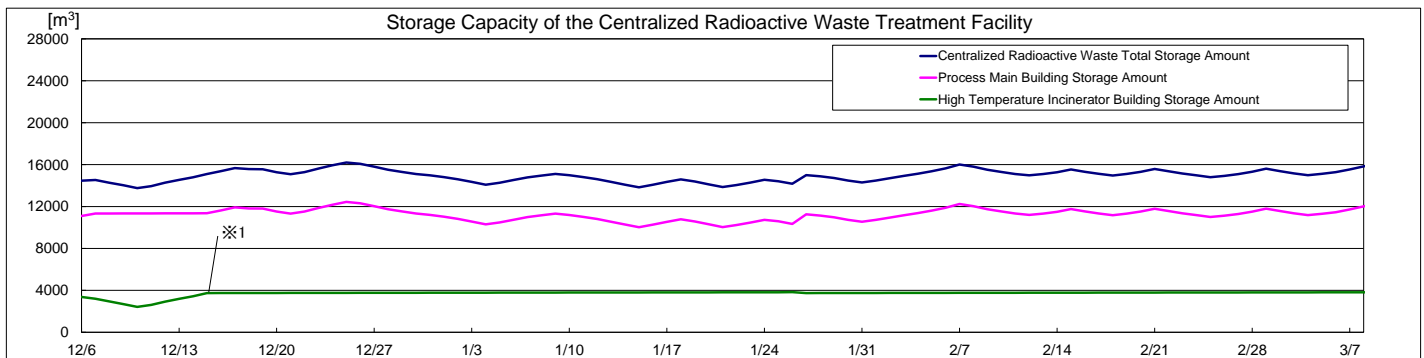
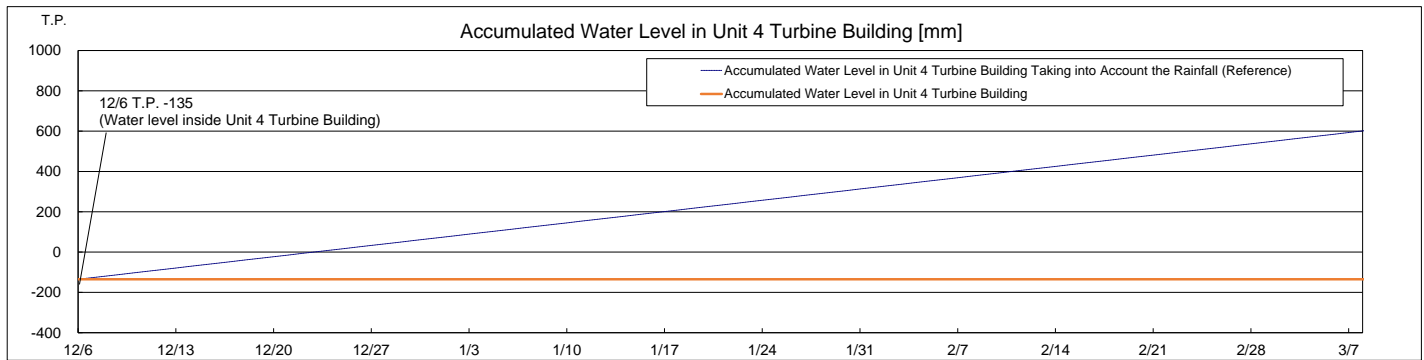
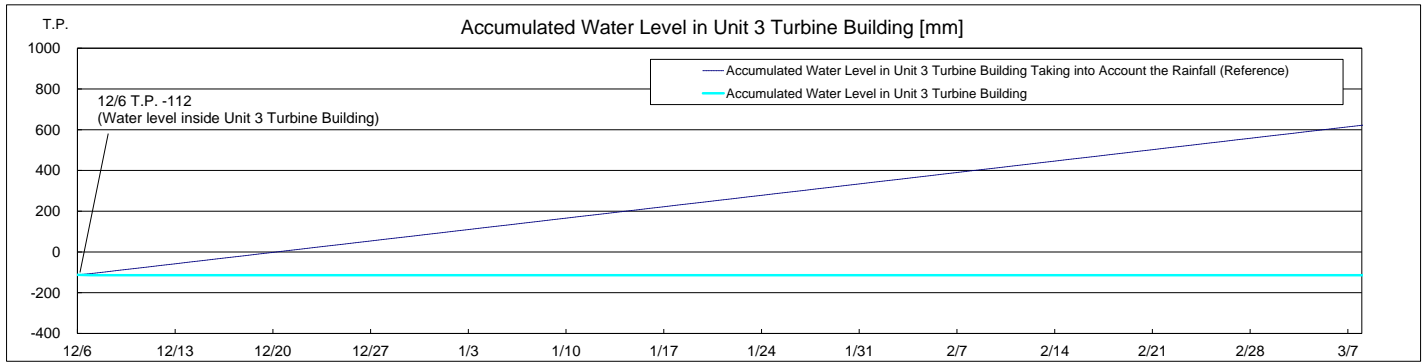
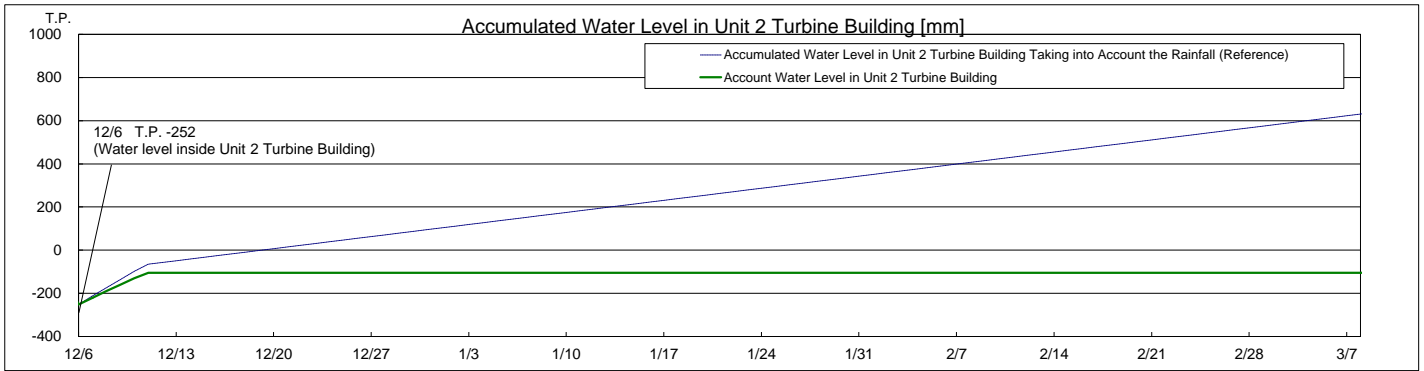
*4 The figure of "Residual water" includes the one of the volumes that have accumulated from the bottom of the tanks to the height of so-called "down scale (DS)," where water gauges show 0%. The amount of the residual water of concentrated saltwater is calculated based on that of the water treated through the ALPS and other facilities.

*5 Total treated amount of Cesium adsorption apparatus and 2nd Cesium adsorption apparatus and 3rd Cesium adsorption apparatus Breakdown of the treated amount: Cesium adsorption apparatus (0m³)
 2nd Cesium adsorption apparatus (2,100m³)
 3rd Cesium adsorption apparatus (0m³)
 Breakdown of the cumulative treated amount: Cesium adsorption apparatus (391,870m³)
 2nd Cesium adsorption apparatus (1,630,650m³)
 3rd Cesium adsorption apparatus (2,270m³)

*6 Breakdown of the used vessels: Cesium adsorption apparatus (771)
 2nd Cesium adsorption apparatus (208)
 Others: Storage container (2,966), Treated column (11), Used vessels (212), Filters and so forth (65)

*7 Volume of Strontium-treated water stored in the welded-type tanks

*8 Volume of Strontium-treated water remaining in the frange-type tanks



- Note
- The amount of water treated through the 2nd Cesium Adsorption Apparatus is estimated to be 780m³/d (Subject to change depending on the factors such as the levels of water accumulated in T/Bs.)
 - "Accumulated Water Levels in Unit 2, 3 and 4 T/Bs" are simulated water levels in consideration of the change of the water levels caused by recent rainfall, inflow of groundwater, etc. in the surrounding areas of the Fukushima Daiichi Nuclear Power Station.
 - "Accumulated Water Levels in Unit 2, 3 and 4 T/Bs Taking into Account the Rainfall" are simulated water levels which are calculated by adding to the accumulated water amounts which are assumed to increase at the rate of 8mm a day when the surrounding areas of the Fukushima Daiichi Nuclear Power Station have the rainfall equal to the average amount of rain which fell for three months from August to October in 2015 to 2017.
 - Unit 2 Turbine Building water level is controlled by retained water transfer pumps in the Unit 2 reactor building.
 - Unit 3 Turbine Building water level is controlled by retained water transfer pumps in the Unit 3 turbine building.
 - Unit 4 Turbine Building water level is controlled by retained water transfer pumps in the Unit 4 turbine building.

※1 Storage place of water transported from the Units 1-4 will be changed over from the high temperature incinerator building to the process main building