

Situation of Storage and Treatment of Accumulated Water including Highly Concentrated Radioactive Materials at Fukushima Daiichi Nuclear Power Station (210th Release)

July 17, 2015

Tokyo Electric Power Company

1. Introduction

This document is to report the following matters in accordance with the instruction of “Installment of treatment facility and storing facility of water including highly concentrated radioactive materials at Fukushima Daiichi Nuclear Power Station of the Tokyo Electric Power Company (Instruction) “(NISA No. 6, June 8, 2011), dated on June 9, 2011.

<Instruction>

TEPCO should report to NISA the situation of storing and treatment of the contaminated water in the Power Station and the future forecast based upon the current situation has to be reported to NISA as soon as the treatment facility starts its operation. Also, subsequently, continued report has to be submitted to NISA once a week until the treatment of the accumulated water in the Central Radioactive Waste Treatment Facility is completed.

2. Situation of storing and treatment of accumulated water in the building (actual record)

Stored amounts in each unit building (Units 1 to 4 (including condensers and trenches)) and stored and treated amounts, and other related data in the Accumulated Water Storing Facility as of July 16 are shown in the Attachment -1.

3. Forecast of storing and treatment

(1) Short term forecast

Water transfer is planned so that the levels of the accumulated water in Units 1&2 and Units 3&4 building will be maintained around at the level of OP. 3,000, based on the stored amount in the Accumulated Water Storing Facilities and the operating situation of the radioactive material treatment equipment. Water is transferred to the Process Main Building and/or High Temperature Incinerator Building as Accumulated Water Storing Facilities.

Treatment is implemented considering the situation of storage and transfer of Accumulated Water Storing Facilities.

We assume stored amounts in each unit building (Units 1 to 4 (including condenser and trench)), and stored and treated amounts, and other related data in the Accumulated Water Storing

Facilities as of July 23, as shown in Attachment -2.

(2) Middle term forecast

Regarding accumulated water in Unit 1&2 building and Unit 3&4 building, from the viewpoint of reducing the risks of discharging to the ocean and leaking into the groundwater, it is necessary to keep enough capacity for the accumulated water in the building until its level reaches OP. 4,000 and to keep the accumulated water level lower than the groundwater level. On the other hand, based on the view of limiting inflow of underwater to buildings and reducing the amount of emerged accumulated water, we are planning to transfer accumulated water keeping its level in the building around OP. 3,000 considering water tank capacity.

As for accumulated water of the Process Main Building and the High Temperature Incinerator Building, we are planning to treat the accumulated water considering the situation of construction of middle and low level waste water tanks, the operation factor of the radioactive material treatment instruments and duration for maintenance.

We forecast stored amounts in each unit building (Unit 1 to 4 (including condensers and trenches)), and storing and treatment situations in the Accumulated Water Storing Facilities for the next 3 months, as shown in Attachment -3.

Stored amounts in each building and the water storage equipment are forecasted to be unchanged in case transfer and treatment were implemented as scheduled without rain. However, it would be subject to change depending on the operation factor of the radioactive material treatment instruments and so on.

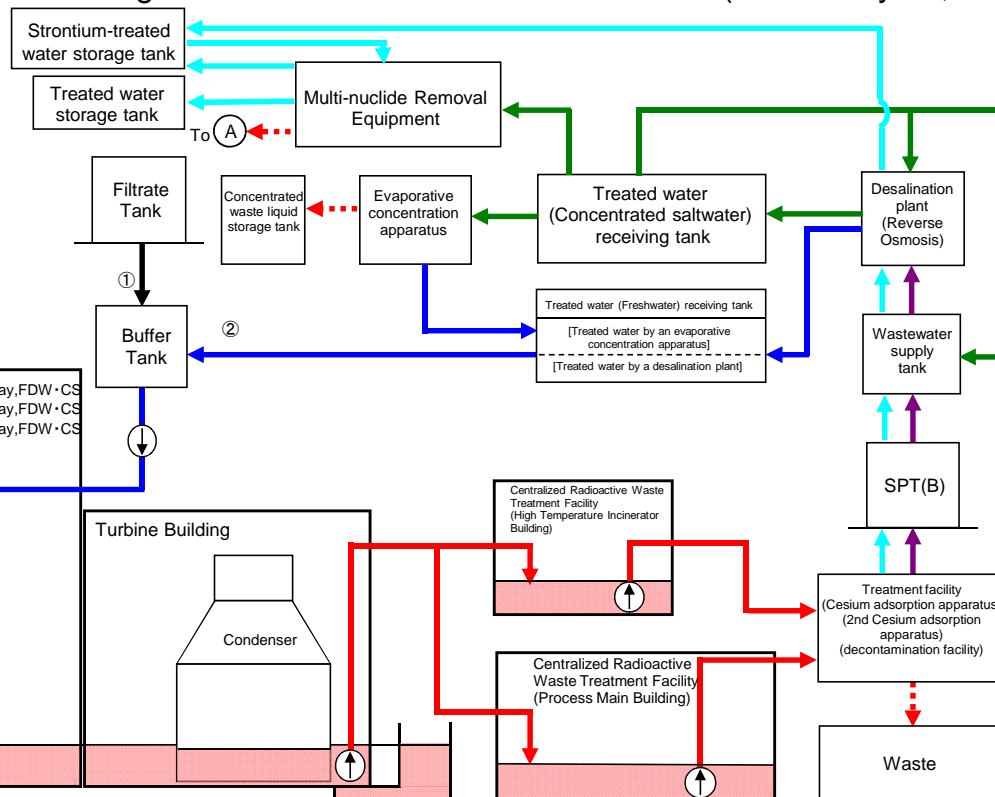
Also, the water treated at the radioactive material treatment equipment (fresh water and condensed salt water) can be stored in the middle and low level waste water tanks.

END

Storage and treatment of high level radioactive accumulated water (as of July 16, 2015)

Classification	
■ / ■ / ■ / ■	High level radioactive water/Waste
■	Treated water (saltwater)
■	Treated water (concentrated saltwater)
■	Treated water (freshwater)
■	Treated water from Multi-nuclide Removal Equipment
■	Freshwater

Volume of water to be injected to Reactor (7/10-7/16)	Change from last report
① Filtrate water	-
② Treated water (freshwater)	+8m ³
Cumulative treated water	588,685m ³



Storage volume ^{*1,2}	Change from last report	Storage capacity ^{*3,4}
Concentrated saltwater receiving tank	0m ³	-
Freshwater receiving tank	15,926m ³	+839m ³
Concentrated waste liquid storage tank	9,260m ³	+23m ³
Treated water storage tank	483,036m ³	+7,174m ³
Strontium-treated water storage tank	177,186m ³	-3,214m ³

Residual water ⁵	Change from last report	Storage capacity ^{*3,4}
Concentrated saltwater receiving tank	Approx. 3,800m ³	Approx. 157,900m ³

Storage volume	Change from last report	Storage volume ³
Wastewater supply tank	721m ³	-62m ³
SPT(B)	776m ³	-44m ³

Chloride concentration	
Before/After Desalination	910ppm /1ppm (Sampled on July 14)
Before/After Evaporative Concentration	-

Place of Sampling	Radioactivity density ⁶
Process Main Building	1.8E+07 Bq/cm ² (Sampled on July 13)
Exit of cesium adsorption apparatus	2.8E+02 Bq/cm ² (Sampled on July 13)
Exit of decontamination facility	-
High Temperature Incinerator Building	2.2E+07 Bq/cm ² (Sampled on July 6)
Exit of second cesium adsorption apparatus	1.2E+03 Bq/cm ² (Sampled on July 6)

Facility	Storage volume	Change from last report	Water level in T/B
Unit 1	Approx. 13,000m ³	-100m ³	OP.2,651
Unit 2	Approx. 15,000m ³	-1,200m ³	OP.2,704
Unit 3	Approx. 17,200m ³	-500m ³	OP.2,903
Unit 4	Approx. 16,400m ³	+100m ³	OP.2,856
Total	Approx. 61,600m ³		

Storage Facility	Storage volume	Change from last report	Water level	Treated volume (7/10-7/16)	Cumulative treated volume	Waste produced	Change from last report	Storage capacity
Process Main Building	Approx. 14,430m ³	-1,820m ³	OP.4,011	Approx.5,770m ³ **	Approx. 1,272,890m ³ **	Sludge	597m ³	No Change
High Temperature Incinerator Building	Approx. 5,500m ³	+2,700m ³	OP.3,744			Used vessels	2,665 ^B	+23
Total	Approx. 19,930m ³							

[Main operations that have been conducted during the period from July 9, 2015 (the previous announcement data) to July 16, 2015]

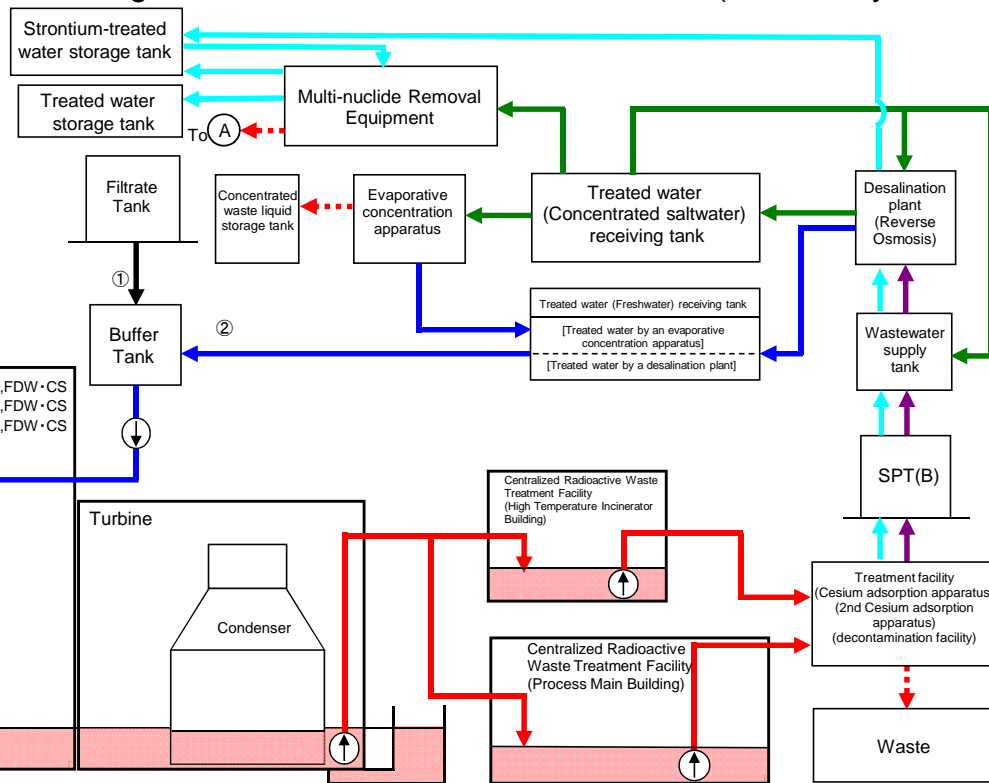
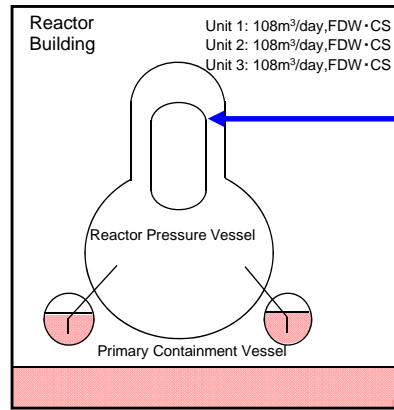
- Since July 7, water transfer from Unit 2 to the High Temperature Incinerator Building has been conducted.
- On July 9, water transfer from Unit 3 to the High Temperature Incinerator Building resumed. On July 11, water transfer from Unit 3 to the High Temperature Incinerator Building was suspended.
- On July 13, water transfer from Unit 3 to the High Temperature Incinerator Building resumed. On July 15, water transfer from Unit 3 to the High Temperature Incinerator Building was suspended.
- On July 10, the operation of the Cesium Adsorption Apparatus resumed, and on July 14, the operation was suspended.
- The operation of the Cesium Adsorption Apparatus and the 2nd Cesium Adsorption Apparatus has been conducted; the availability factor of the former has been 48.2% (previously assumed: 50%), and that of the latter 20.5% (previously assumed: 20%).
- On July 12, water transfer from Unit 1 T/B to Unit 1 Radioactive Waste Treatment Facility was conducted.
- On July 13, water transfer from Unit 2 Additional Underground Storage Facility for Radioactive Waste to Unit 2 Radioactive Waste Treatment Facility was conducted.
- On July 15, water transfer from Unit 1 Emergency Diesel Generator (B) to Unit 1 T/B was conducted.
- Storage capacity of the Treated Water Storage Tank increased by adding new tanks.

*1 The figures of the data are treated as a reference, because water levels during water transfer are not stable.
 *2 The figures of the storage volumes do not include those of the following volumes that have accumulated from the bottom of the tanks to the height of so-called "down scale (DS)," where water gauges show 0%:
 Freshwater receiving tank (approx. 1,000m³), Concentrated waste liquid storage tank (approx.100m³),
 Treated water storage tank (approx. 1,000m³), Strontium-treated water storage tank (approx. 3,000m³).
 *3 The figures of the data show the operational limits.
 *4 The figures of "Storage capacity" do not include those of the volumes that have accumulated from the bottom of the tanks to the height of so-called "down scale (DS)," where water gauges show 0%. However, each tank has the capacity that accommodates more than the storage volume that accumulates up to the height of "DS".
 *5 The figure of "Residual water" includes the one of the volumes that have accumulated from the bottom of the tanks to the height of so-called "down scale (DS)," where water gauges show 0%.
 *6 The data shown here are those of Cs-137.
 *7 Total treated amount of Cesium adsorption apparatus and 2nd Cesium adsorption apparatus
 Breakdown of the treated amount: Cesium adsorption apparatus (1,720m³)
 2nd Cesium adsorption apparatus (4,050m³)
 Breakdown of the cumulative treated amount: Cesium adsorption apparatus (290,070m³)
 2nd Cesium adsorption apparatus (982,820m³)
 *8 Breakdown of the used vessels: Cesium adsorption apparatus (630)
 2nd cesium Cesium adsorption apparatus (142) Others: Storage container (1,658),
 Treated column (5), Used vessel (157), Filters and so forth (65)

Storage and treatment of high level radioactive accumulated water (as of July 23, 2015)

Classification	
■ / ■ / ■ / ■	High level radioactive water/Waste
■	Treated water (saltwater)
■	Treated water (concentrated saltwater)
■	Treated water (freshwater)
■	Treated water from Multi-nuclide Removal Equipment
■	Freshwater

Volume of water to be injected to Reactor (7/17- 7/23)		Change from last report
① Filtrate water	-	-
② Treated water (freshwater)	2,268m ³	+72m ³
Cumulative treated water	590,953m ³	



Storage volume ¹			Change from last report	Storage capacity ^{2,3}
Concentrated saltwater receiving tank ¹	0m ³	-	-	-
Freshwater receiving tank	16,178m ³	+252m ³	27,500m ³	
Concentrated waste liquid storage tank	9,260m ³	No change	20,000m ³	
Treated water storage tank ¹	490,684m ³	+7,648m ³	529,400m ³	
Strontium-treated water storage tank	173,791m ³	-3,395m ³	231,000m ³	

Residual water ⁴			Change from last report	Storage capacity ^{2,3}
Concentrated saltwater receiving tank	Approx. 3,800m ³	No Change	Approx. 157,900m ³	

Facility	Storage volume	Change from last	Water level in T/B
Unit 1	Approx. 12,900m ³	-100m ³	OP.2,683
Unit 2	Approx. 14,900m ³	-100m ³	(Unit 2 T/B)
Unit 3	Approx. 16,700m ³	-500m ³	OP.2,842
Unit 4	Approx. 16,300m ³	-100m ³	(Unit 3 T/B)
Total	Approx. 60,800m ³		

Storage Facility	Storage volume	Change from last report	Water level	Treated volume (7/17 - 7/23)	Cumulative treated volume	Waste produced	Change from last report	Storage capacity
Process Main Building	Approx. 15,300m ³	+870m ³	OP.4,322	Approx.6,300m ³ *5	Approx. 1,279,190m ³	Sludge	597m ³	700m ³ *2
High Temperature Incinerator Building	Approx. 4,450m ³	-1,050m ³	OP.2,875			Used vessels	2,691*6	
Total	Approx. 19,750m ³							

[Main operations that are planned to be conducted during the period from July 16, 2015 to July 23, 2015.]

- The facility to which water accumulating at Unit 2 has been transferred will be changed from the High Temperature Incinerator Building to the Process Main Building.
- The facility to which water accumulating at Unit 2 has been transferred will be changed from the Process Main Building to the High Temperature Incinerator Building.
- Water transfer from Unit 2 to the High Temperature Incinerator Building will be suspended. Water transfer from Unit 2 to the High Temperature Incinerator Building will resume.
- Water transfer from Unit 3 to the Process Main Building will resume. The facility to which water accumulating at Unit 3 has been transferred will be changed from the Process Main Building to the High Temperature Incinerator Building.
- Water transfer from Unit 3 to the High Temperature Incinerator Building will be suspended.
- The operation of Cesium Adsorption Apparatus is scheduled to resume (assumed Availability Factor 20%). The operation of 2nd Cesium Adsorption Apparatus is scheduled (assumed Availability Factor 55%).
- Water transfer from Unit 1 T/B to the Unit 1 Radioactive Waste Treatment Facility will be conducted.

*1 The figures of "Storage volume" do not include those of the volumes that have accumulated from the bottom of the tanks to the height of so-called "down scale (DS)," where water gauges show 0%.

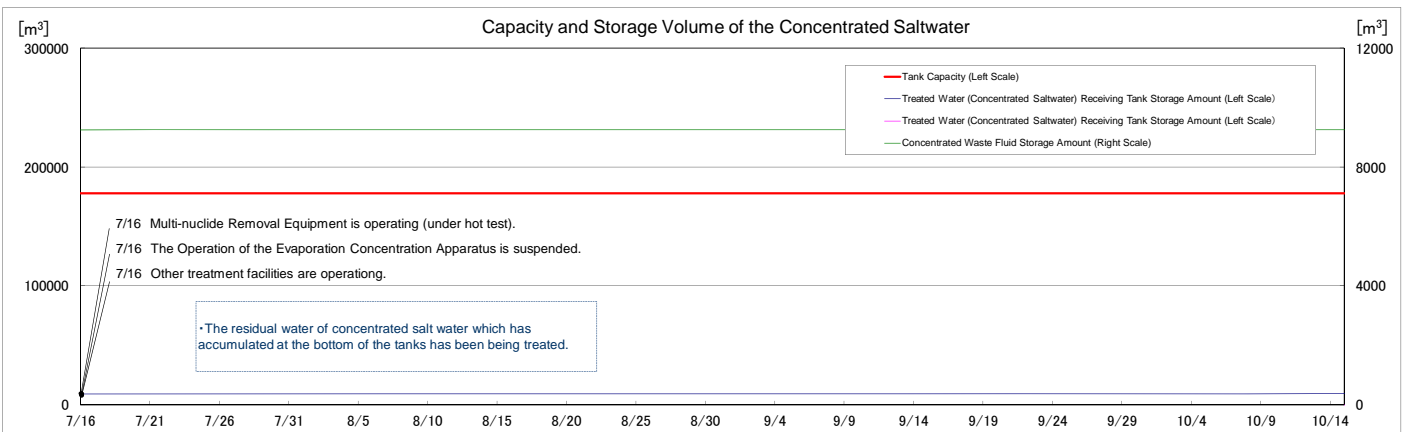
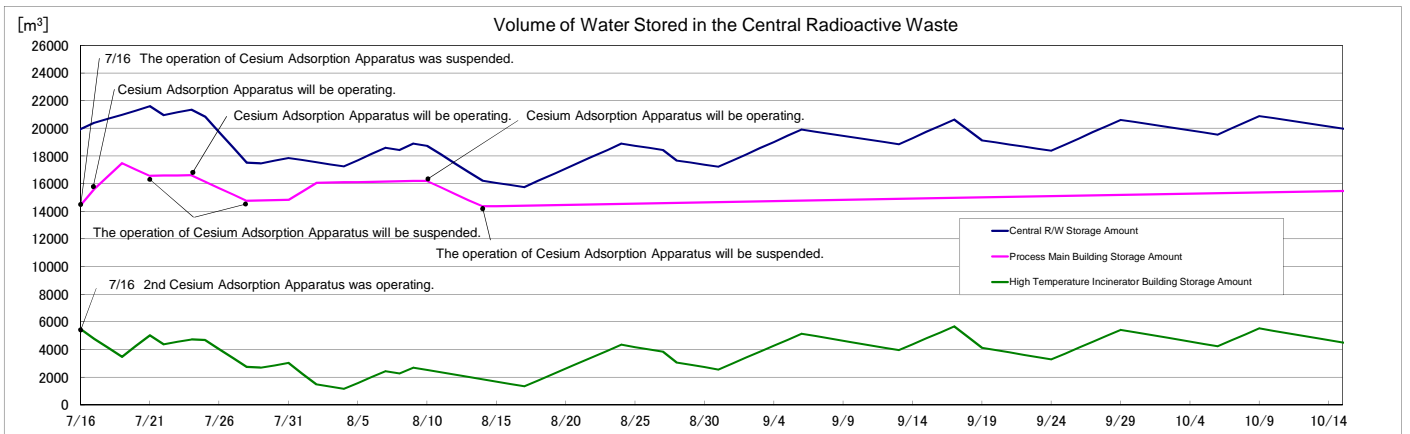
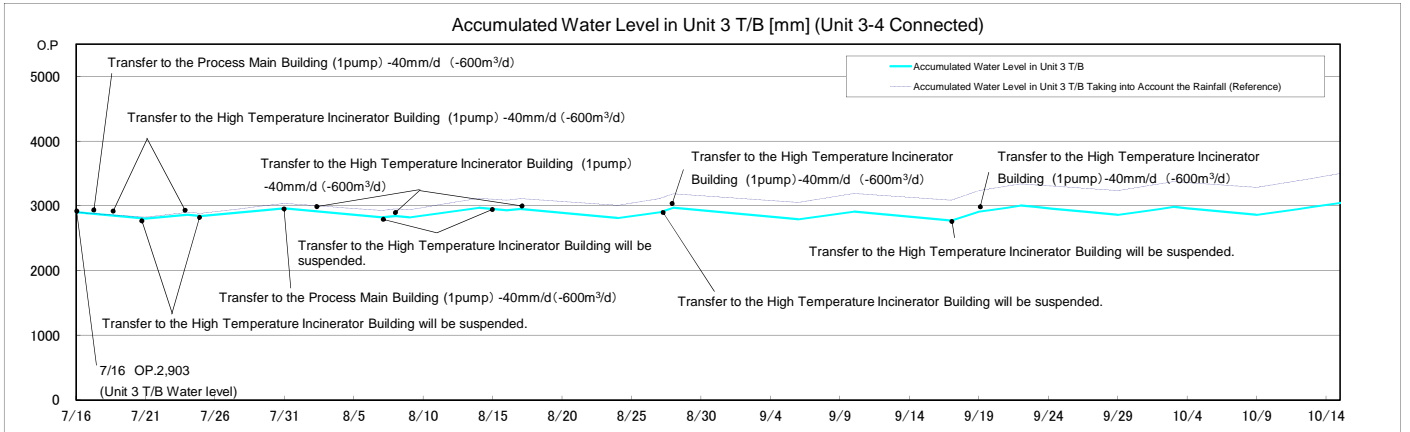
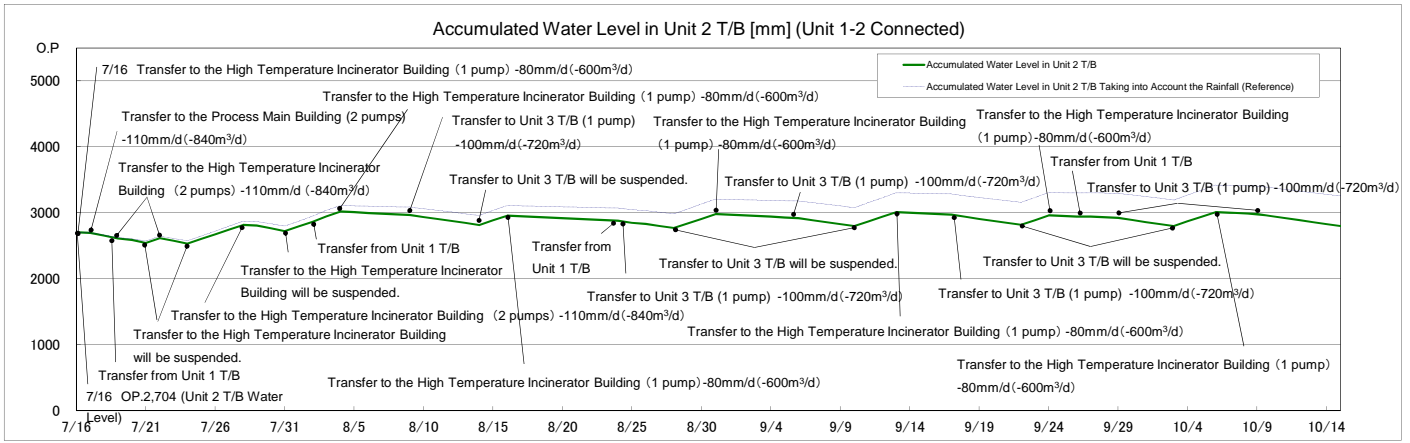
*2 The figures of the data show the operational limits.

*3 The figures of "Storage capacity" do not include those of the volumes that have accumulated from the bottom of the tanks to the height of so-called "down scale (DS)," where water gauges show 0%. However, each tank has the capacity that accommodates more than the storage volume that accumulates up to the height of "DS."

*4 The figure of "Residual water" includes the one of the volumes that have accumulated from the bottom of the tanks to the height of so-called "down scale (DS)," where water gauges show 0%.

*5 Total treated amount of Cesium adsorption apparatus and 2nd Cesium adsorption apparatus
 Breakdown of the treated amount: Cesium adsorption apparatus (1,680m³)
 2nd Cesium adsorption apparatus (4,620m³)
 Breakdown of the cumulative treated amount: Cesium adsorption apparatus (291,750m³)
 2nd Cesium adsorption apparatus (987,440m³)
 Cesium adsorption apparatus (642)

*6 Breakdown of the used vessels:
 2nd cesium Cesium adsorption apparatus (142),
 Others: Storage container (1,679),
 Treated column (5)
 Used vessels (158)
 Filters and so forth (65)



- Note
- The amount of water treated by the 2nd Cesium Adsorption Apparatus is estimated to be 780m³/d (Subject to change depending on the factors such as the levels of water accumulated in T/Bs.)
 - "Accumulated Water Levels in Unit 2 and 3 T/Bs" are simulated water levels in consideration of the change of the water levels caused by recent rainfall, inflow of groundwater, etc. in the surrounding areas of the Fukushima Daiichi Nuclear Power Station.
 - "Accumulated Water Levels in Unit 2 and 3 T/Bs Taking into Account the Rainfall" are simulated water levels which are calculated by adding to the accumulated water amounts which are assumed to increase at the rate of 5mm a day when the surrounding areas of the Fukushima Daiichi Nuclear Power Station have the rainfall equal to the average amount of rain which fell for three months from August to October in 2008 to 2010.