

Situation of Storage and Treatment of Accumulated Water including Highly Concentrated Radioactive Materials at Fukushima Daiichi Nuclear Power Station (170th Release)

October 1, 2014

Tokyo Electric Power Company

1. Introduction

This document is to report the following matters in accordance with the instruction of “Installment of treatment facility and storing facility of water including highly concentrated radioactive materials at Fukushima Daiichi Nuclear Power Station of the Tokyo Electric Power Company (Instruction) “(NISA No. 6, June 8, 2011), dated on June 9, 2011.

<Instruction>

TEPCO should report to NISA the situation of storing and treatment of the contaminated water in the Power Station and future forecast based upon the current situation have to be reported to NISA as soon as the treatment facility starts its operation. Also, subsequently, continued report has to be submitted to NISA once a week until the treatment of the accumulated water in the Central Radioactive Waste Treatment Facility is completed.

2. Situation of storing and treatment of accumulated water in the building (actual record)

Stored amounts in each unit building (Units 1 to 4 (including condensers and trenches)), and stored and treated amount in the Accumulated Water Storing Facility (including underpass area close to the High Temperature Incinerator Building), and other related data, as of September 30, are shown in the Attachment -1.

3. Forecast of storing and treatment

(1) Short term forecast

Water transfer is planned so that the levels of the accumulated water in Units 1&2 and Units 3&4 building will be maintained around at the level of OP. 3,000, based on the stored amount in the Accumulated Water Storing Facilities and the operating situation of the radioactive material treatment equipment. Water is transferred to the Process Main Building and/or High Temperature Incinerator Building as Accumulated Water Storing Facilities.

Treatment is implemented considering the situation of storage and transfer of Accumulated Water Storing Facilities.

We assume stored amounts in each unit building (Units 1 to 4 (including condenser and trench)), and stored and treated amount in the Accumulated Water Storing Facilities (including underpass area close to the High Temperature Incinerator Building), and other related data as of October 7, as shown in Attachment -2.

(2) Middle term forecast

Regarding accumulated water in Unit 1&2 building and Unit 3&4 building, from the viewpoint of reducing the risks of discharging to the ocean and leaking into the groundwater, it is necessary to keep enough capacity for the accumulated water in the building until its level reaches OP. 4,000 and to keep the accumulated water level lower than the groundwater level. On the other hand, based on the view of limiting inflow of underwater to buildings and reducing the amount of emerged accumulated water, we are planning to transfer accumulated water keeping its level in the building around OP. 3,000 considering water tank capacity.

As for accumulated water of the Process Main Building and the High Temperature Incinerator Building, we are planning to treat the accumulated water considering the situation of construction of middle and low level waste water tanks, the operation factor of the radioactive material treatment instruments and duration for maintenance.

We forecast stored amounts in each unit building (Unit 1 to 4 (including condensers and trenches)), and storing and treatment situations in the Accumulated Water Storing Facilities (including underpass areas close to the High Temperature Incinerator Building) for 3 months, as shown in Attachment -3.

Stored amounts in each building and the water storage equipment are forecasted to be unchanged in case transfer and treatment were implemented as scheduled without rain. However, it would be subject to change depending on the operation factor of the radioactive material treatment instruments and so on.

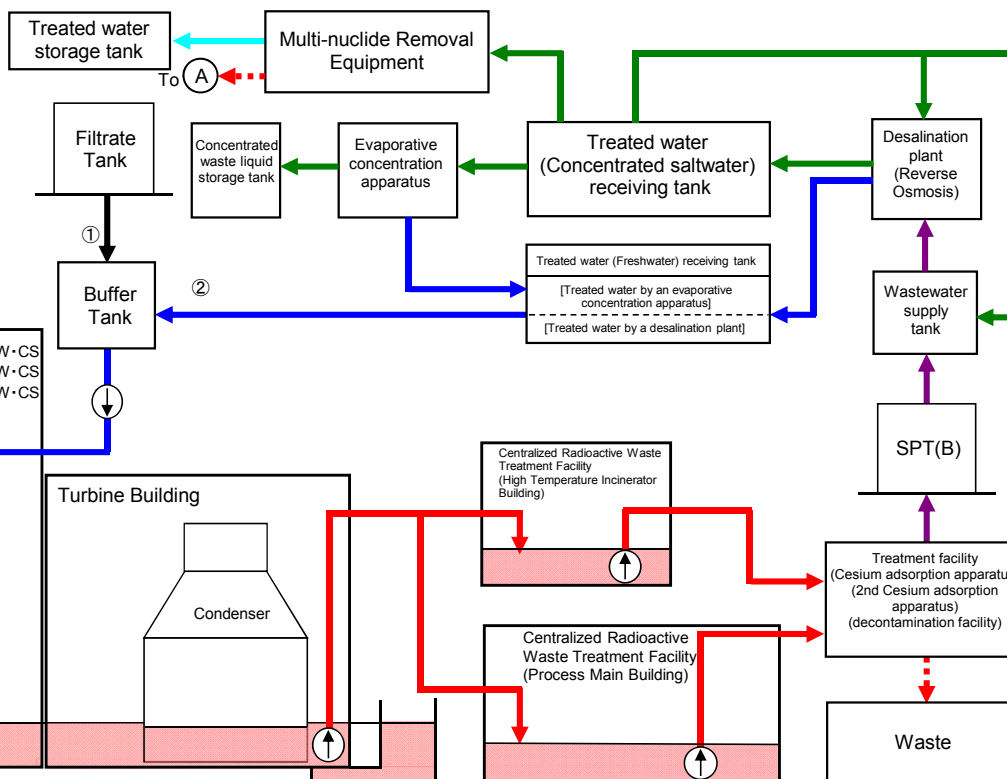
Also, the water treated at the radioactive material treatment equipment (fresh water and condensed salt water) can be stored in the middle and low level waste water tanks.

END

Storage and treatment of high level radioactive accumulated water (as of September 30, 2014)

Classification	
■ / ■ / ■ / ■	High level radioactive water/Waste
■	Treated water (saltwater)
■	Treated water (concentrated saltwater)
■	Treated water (freshwater)
■	Treated water from Multi-nuclide Removal Equipment
■	Freshwater

Volume of water to be injected to Reactor (9/24 - 9/30)	Change from last report
① Filtrate water	-
② Treated water (freshwater)	2,214m ³ -12m ³
Cumulative treated water	497,758m ³



Storage volume	Change from last report	Storage capacity ^{11,2}
Concentrated saltwater receiving tank ⁷	362,821m ³ -1,904m ³	384,000m ³
Freshwater receiving tank	22,892m ³ +451m ³	27,500m ³
Concentrated waste liquid storage tank	9,217m ³ No change	9,500m ³
Treated water storage tank ⁴	146,567m ³ +4,214m ³	156,300m ³

Storage volume	Change from last report	Storage volume ²
Waste liquid supply tank	737m ³ +39m ³	1,200m ³
SPT(B)	689m ³ +7m ³	3,100m ³

Chloride concentration	
Before/After Desalination	400ppm /4ppm (Sampled on Sep. 2)
Before/After Evaporative Concentration	6,900ppm/2ppm (Sampled on Dec. 20, 2011)

Place of Sampling	Radioactivity density ⁶
Process Main Building	2.3E+04 Bq/cm ³ (Sampled on Sep. 3)
Exit of cesium adsorption apparatus	4.5E+00 Bq/cm ³ (Sampled on Sep. 3)
Exit of decontamination facility	-
High Temperature Incinerator Building	1.6E+04 Bq/cm ³ (Sampled on Sep. 2)
Exit of second cesium adsorption apparatus	5.6E-01 Bq/cm ³ (Sampled on Sep. 2)

Facility	Storage volume	Change from last	Water level in T/B
Unit 1	Approx. 14,000m ³	Not changed	OP.2,760
Unit 2	Approx. 20,600m ³	+300m ³	OP.2,919
Unit 3	Approx. 19,600m ³	-1,200m ³	OP.2,541
Unit 4	Approx. 15,200m ³	-400m ³	OP.2,580
Total	Approx. 69,400m ³		

Storage Facility	Storage volume	Change from last report	Water level	Treated volume (9/24 - 9/30)	Cumulative treated volume	Waste produced	Change from last report	Storage capacity
Process Main Building	Approx. 13,530m ³	+50m ³	OP.3,623	Approx. 5,060m ³ 17	Approx. 1,055,390m ³ 17	Sludge	597m ³	No Change
High Temperature Incinerator Building	Approx. 3,160m ³	+900m ³	OP.2,036			Used vessels	1,095 ¹⁸	+11
Total	Approx. 16,690m ³							

[Highlights from the present status (September 23, 2014) to the supposition status]
 - Sep. 26: Water transfer from Unit 2 to the High Temperature Incinerator Building will be suspended. Sep. 27: Water transfer from Unit 2 to the High Temperature Incinerator Building will be restarted. After that, water transfer will be operating.
 - Sep. 24: Water transfer from Unit 3 to the High Temperature Incinerator Building will be restarted. After that, water transfer will be operating.
 - Water transfer from Unit 4 has been stopped since November 29, 2012.
 - Operation of 2nd Cesium Adsorption Apparatus is scheduled: Availability Factor 60.2% (Previous assumed: 65%)
 - Cesium Adsorption Apparatus has been stopped since September 4, 2014.
 - Storage capacity of the "treated water storage tank" will be increased by adding tanks.

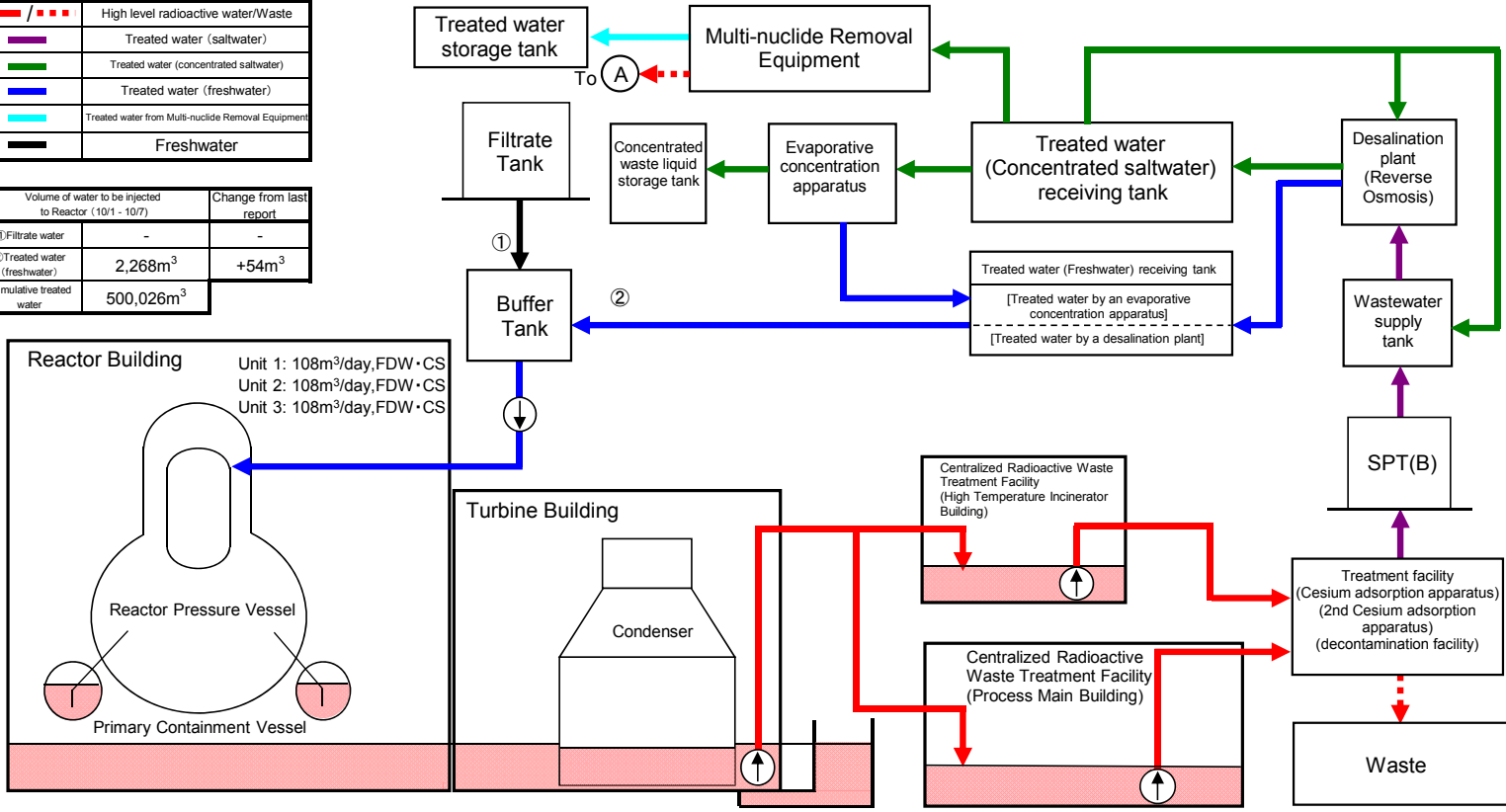
*1 As of water conversion device or evaporation concentrator operation, the data is a reference. Because water level does not settle during operation.
 *2 Shows the operational limit.
 *3 The underground reservoirs are not included in the figure.
 *4 Storage capacity of the filtrate water tank (4,600m³) is included in the figure.
 *5 The treated water from the Multi-nuclide Removal Equipment (under hot test) is stored. Freshwater and concentrated saltwater will be stored depending on the operation status.
 *6 The data shown here is that of Cs-137.
 *7 Total treated amount of Cesium adsorption apparatus and 2nd Cesium adsorption apparatus Breakdown of the treated amount:
 Cesium adsorption apparatus (0m³)
 2nd Cesium adsorption apparatus (5,060m³)
 Breakdown of the cumulative treated amount: Cesium adsorption apparatus (231,360m³)
 2nd Cesium adsorption apparatus (824,030m³)
 *8 Breakdown of the used vessels:
 Cesium adsorption apparatus (518)
 2nd cesium Cesium adsorption apparatus (112)
 Storage container of the Multi-nuclide Removal Equipment (442) and treated column (3) Used vessels of mobile type treatment apparatus (20, include 11 vessels used for purification of spent fuel pool)

Storage and treatment of high level radioactive accumulated water (as of October 7, 2014)

Classification	
■ / ■	High level radioactive water/Waste
■	Treated water (saltwater)
■	Treated water (concentrated saltwater)
■	Treated water (freshwater)
■	Treated water from Multi-nuclide Removal Equipment
■	Freshwater

Volume of water to be injected to Reactor (10/1 - 10/7)	Change from last report
① Filtrate water	-
② Treated water (freshwater)	+54m ³
Cumulative treated water	500,026m ³

Storage volume	Change from last report	Storage capacity ¹⁾²⁾
Concentrated saltwater receiving tank ³⁾	361,547m ³ -1,274m ³	391,300m ³
Freshwater receiving tank	22,808m ³ +84m ³	27,500m ³
Concentrated waste liquid storage tank	9,217m ³ No change	9,500m ³
Treated water storage tank ⁴⁾	151,572m ³ +5,005m ³	156,300m ³

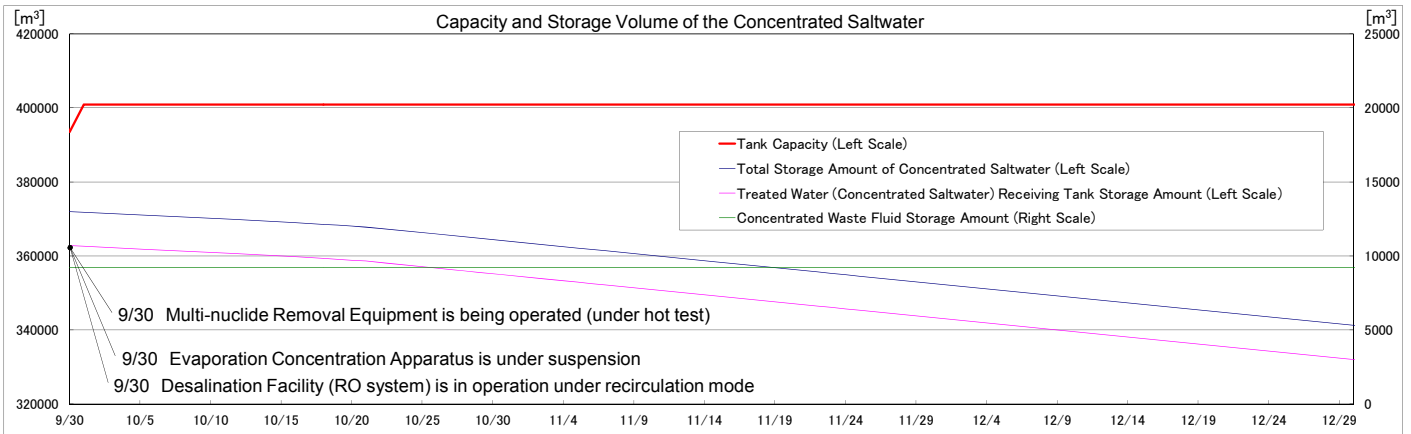
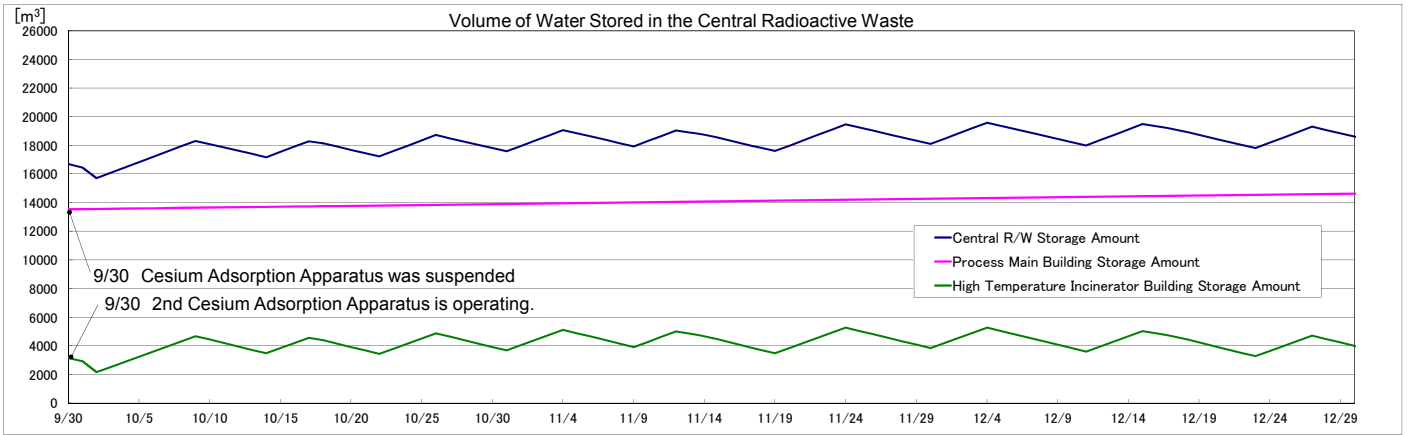
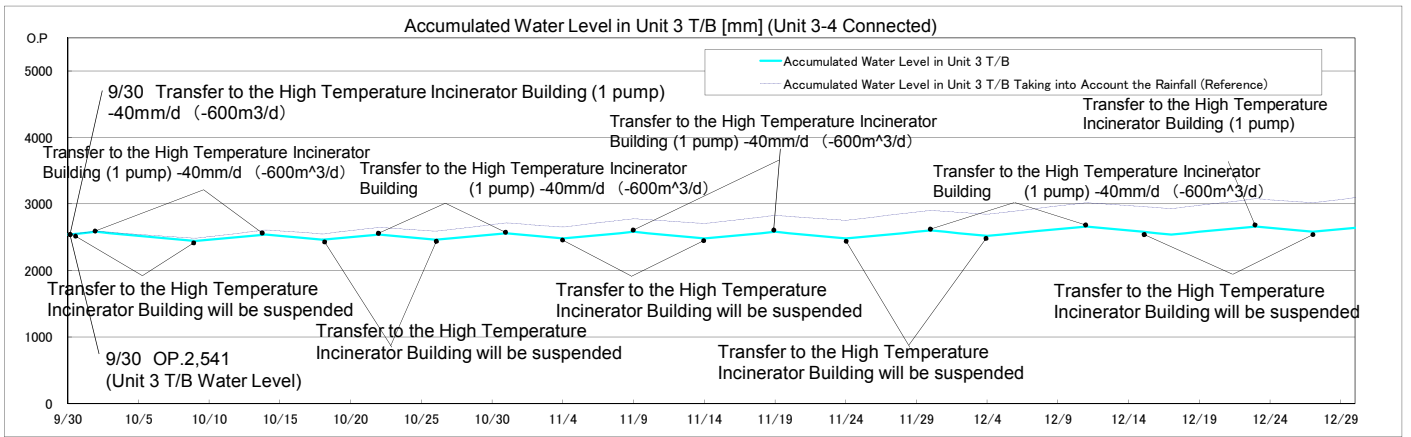
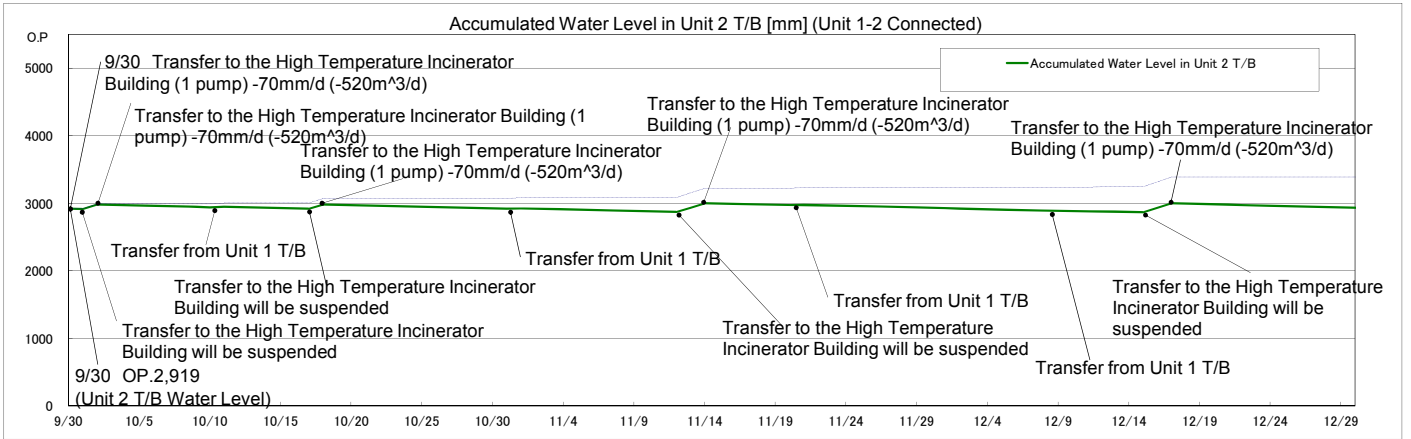


Facility	Storage volume	Change from last	Water level in T/B
Unit 1	Approx. 14,000m ³	Not changed	OP.2,955
Unit 2	Approx. 20,800m ³	+200m ³	(Unit 2 T/B)
Unit 3	Approx. 19,100m ³	-500m ³	OP.2,478
Unit 4	Approx. 14,500m ³	-700m ³	(Unit 3 T/B)
Total	Approx. 68,400m ³		

Storage Facility	Storage volume	Change from last report	Water level	Treated volume (10/1 - 10/7)	Cumulative treated volume	Waste produced	Change from last report	Storage capacity
Process Main Building	Approx. 13,610m ³	+80m ³	OP.3,658	Approx. 5,460m ³ *5	Approx. 1,060,850m ³ *5	Sludge	597m ³	No Change
High Temperature Incinerator Building	Approx. 3,640m ³	+480m ³	OP.2,429			Used vessels	1,112 ⁶⁾	+17
Total	Approx. 17,250m ³							2,549

[Highlights from the present status (September 30, 2014) to the supposition status]
 - Water transfer from Unit 2 to the High Temperature Incinerator Building will be suspended. Water transfer from Unit 2 to the High Temperature Incinerator Building will be restarted.
 - Water transfer from Unit 3 to the High Temperature Incinerator Building will be suspended. Water transfer from Unit 3 to the High Temperature Incinerator Building will be restarted.
 - Water transfer from Unit 4 has been stopped continuously.
 - Operation of 2nd Cesium Adsorption Apparatus is scheduled: Availability Factor 65%
 - Cesium Adsorption Apparatus will be stopping.
 - Storage capacity of the "treated water storage tank" will be increased by adding tanks.

*1 Shows the operational limit.
 *2 The underground reservoirs are not included in the figure.
 *3 Storage capacity of the filtrate water tank (4,600m³) is included in the figure.
 *4 The treated water from the Multi-nuclide Removal Equipment (under hot test) is stored. Freshwater and concentrated saltwater will be stored depending on the operation status.
 *5 The data shown here is that of Cs-137.
 Total treated amount of Cesium adsorption apparatus and 2nd Cesium adsorption apparatus
 Breakdown of the treated amount:
 Cesium adsorption apparatus (0m³)
 2nd Cesium adsorption apparatus (5,460m³)
 Breakdown of the cumulative treated amount:
 Cesium adsorption apparatus (231,360m³)
 2nd Cesium adsorption apparatus (829,490m³)
 Cesium adsorption apparatus (518)
 2nd cesium Cesium adsorption apparatus (112)
 Storage container of the Multi-nuclide Removal Equipment (459) and treated column (3) Used vessels of mobile type treatment apparatus (20, include 11 vessels used for purification of spent fuel pool)



- Note
- The treated water volume is assumed to be 780m³/d (Subject to change depending on the level of water accumulated in T/B).
 - The accumulated water level in T/B is a simulation result in consideration of fluctuation of water level such as recent rainfall, inflow of groundwater, and etc.
 - The accumulated water level in T/B is assumed to increase by 5mm daily, taking into consideration the average rain fall in the surrounding area of Fukushima Daiichi Nuclear Power Station (August-October in 2008 to 2010).