

**Situation of Storing and Treatment of Accumulated Water including Highly Concentrated
Radioactive Materials at Fukushima Daiichi Nuclear Power Station
(29th Release)**

January 11, 2012

Tokyo Electric Power Company

1. Introduction

This document is to report the following matters in accordance with the instruction of “Installment of treatment facility and storing facility of water including highly concentrated radioactive materials at Fukushima Daiichi Nuclear Power Station of the Tokyo Electric Power Company (Instruction) “(NISA No. 6, June 8, 2011), dated on June 9.

<Instruction>

TEPCO should report to NISA the situation of storing and treatment of the contaminated water in the Power Station and future forecast based upon the current situation have to be reported to NISA as soon as the treatment facility starts its operation. Also, subsequently, continued report has to be submitted to NISA once a week until the treatment of the accumulated water in the Centralized Radiation Waste Treatment Facility is completed.

2. Situation of storing and treatment of accumulated water in the building (actual record)

Stored amounts in each unit building (Unit 1 to 4 (including condensers and trenches)), and stored and treated amount in the Accumulated Water Storing Facility (including underpass area close to the High Temperature Incinerator Building), and other related data, as of January 10, are shown in the Attachment -1.

3. Forecast of storing and treatment

(1) Short term forecast

Water transfer is planned so that the levels of the accumulated water in Unit 1&2 and Unit 3&4 building will not exceed OP. 3,000, based on the stored amount in the Accumulated Water Storing Facilities and the operating situation of the radioactive material treatment equipment. Water is transferred to the Process Main Building and/or High Temperature Incinerator Building as Accumulated Water Storing Facilities.

Treatment is implemented considering the situation of storage and transfer of Accumulated Water Storing Facilities.

We assume stored amounts in each unit building (Unit 1 to 4 (including condenser and trench)),

and stored and treated amount in the Accumulated Water Storing Facilities (including underpass area close to the High Temperature Incinerator Building), and other related data as of January 17, as shown in Attachment -2.

(2) Middle term forecast

Regarding accumulated water in Unit 1&2 building and Unit 3&4 building, from the viewpoint of reducing the risks of discharging to the ocean and leaking into the groundwater, it is necessary to keep enough capacity for the accumulated water in the building until its level reaches OP. 4,000 and to keep the accumulated water level lower than the groundwater level.

On the other hand, based on the view of limiting inflow of underwater to buildings and reducing the amount of emerged accumulated water, we are planning to transfer accumulated water keeping its level in the building below OP. 3,000 considering water tank capacity.

As for accumulated water of the Process Main Building and the High Temperature Incinerator Building, we are planning to treat the accumulated water considering the situation of construction of middle and low level waste water tanks, the operating ratio of the radioactive material treatment instruments and duration for maintenance.

We forecast stored amounts in each unit building (Unit 1 to 4 (including condensers and trenches)), and storing and treatment situations in the Accumulated Water Storing Facilities (including underpass areas close to the High Temperature Incinerator Building) for 3 months, as shown in Attachment -3.

Stored amounts in each building and the water storage equipment are forecasted to be unchanged in case transfer and treatment were implemented as scheduled without rain. However, it would be subject to change depending on the operating ratio of the radioactive material treatment instruments and so on.

Also, the water treated at the radioactive material treatment equipment (fresh water and condensed salt water) can be stored in the middle and low level waste water tanks.

END

Storage and treatment of high level radioactive accumulated water (as of January 10, 2012)

Classification	
█	High level radioactive water
█	Treated water (saltwater)
█	Treated water (concentrated saltwater)
█	Treated water (freshwater)
█	Freshwater

Storage volume 1		Change from last report	Storage capacity 2
Concentrated saltwater receiving tank	87,785m ³	+ 756m ³	130,900m ³
Freshwater receiving tank	7,847m ³	705m ³	25,100m ³
Concentrated waste liquid storage tank	5,441m ³	11m ³	9,500m ³

Chlorine density	
Before/ after desalination	7,700ppm / 12ppm (Sampled on Dec 20)
Before/ after evaporative concentration	6,900ppm / 2ppm (Sampled on Dec 20)

1 Storage volume are reference data, because water levels are unstable while desalination plants and evaporative concentration apparatuses are in operation.
 2 Operational upper limit

Storage volume		change from last report	Storage volume 2
Waste liquid supply tank	845m ³	164m ³	1,200m ³
SPT (B)	1,021m ³	444m ³	3,100m ³

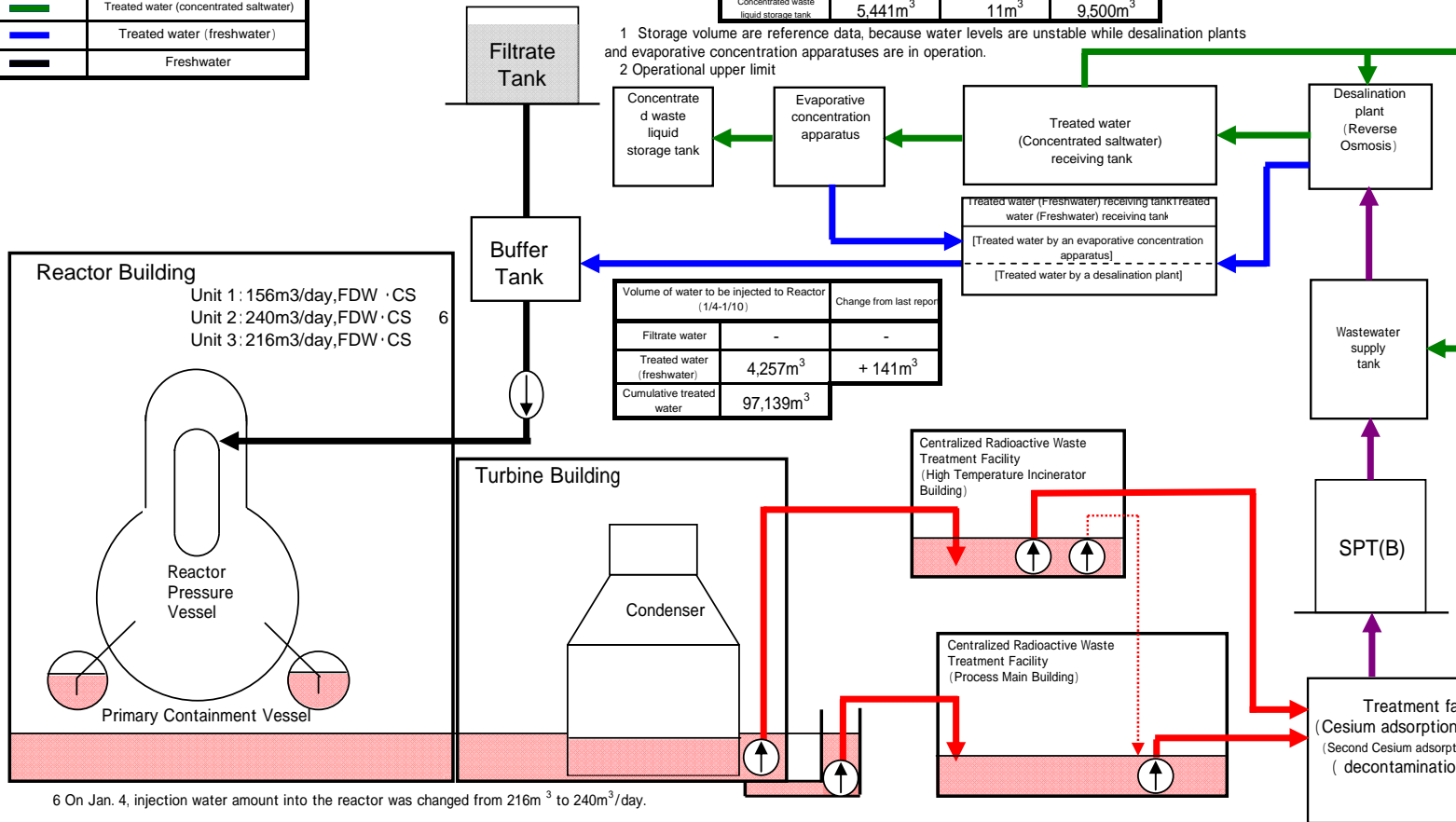
2 Operational Upper limit

Place of sampling	Radioactivity density 3
Process Main Building	3.8E+05 Bq/cm ³ (12/20 sampling)
Exit of cesium adsorption apparatus	2.8E+01 Bq/cm ³ (12/20 sampling)
Exit of decontamination facility	-
High Temperature Incinerator Building	2.4E+05 Bq/cm ³ (12/29 sampling)
Exit of second cesium adsorption apparatus	ND (< 6.0E-01 Bq/cm ³) (12/29 sampling)

3 Data of Cs-137 are described above.

Nuclide	DF 4,5
I-131	- (-)
Cs-134	1.3E+04 (> 2.2E+05)
Cs-137	1.4E+04 (> 4.0E+05)

4 Data sampled on Dec. 20 (operations of cesium adsorption facility - decontamination facility)
 5 Data in parentheses are those sampled on Dec 29 (operation of the 2nd Cesium adsorption apparatus)



6 On Jan. 4, injection water amount into the reactor was changed from 216m³ to 240m³/day.

Facility	Storage volume	Change from last report	Water level in T/B	Transfer to
Unit 1	approx. 14,160m ³	+ 110m ³	OP.3,115	High Temperature Incinerator Building
Unit 2	approx. 22,400m ³	+ 400m ³	OP.3,130	
Unit 3	approx. 24,100m ³	800m ³	OP.3,084	High Temperature Incinerator Building
Unit 4	approx. 18,800m ³	500m ³	OP.3,107	
Total	approx. 79,460m ³			

Storage Facility	Storage volume	Change from last report	Water level	Treated volume (1/4-1/10)	Cumulative treated	Waste produced	Change from last report	Storage capacity
Process Main Building	approx. 13,180m ³	+ 1,810m ³	OP.3,472	approx. 3,980m ³ 7	約199,840m ³ 7	Sludge	581m ³	700m ³ 2
High Temperature Incinerator Building	approx. 5,240m ³	+ 1,070m ³	OP.3,770			Used vessels	318 8	-
Total	approx. 18,420m ³							

2 Shows the operational limit.
 7 Including treated volume: approx. 3,980m³ (cumulative treated volume: approx.81,190m³) by the second cesium adsorption apparatus.
 8 Including 28 used vessels of the second cesium adsorption apparatus.
 8 Storage capacity will vary according to stored used vessels of the second cesium adsorption apparatus.

Note:

- Last report as of Jan. 3, 2012
- Transferred from Units 2 and 3 to Process Main Building & High Temperature Incinerator Building. (water transfer implemented intermittently for anti-freezing operation and water-level control)
- The second cesium adsorption apparatus implemented (operating ratio: 47.4% (previous estimated operating ratio: 40%) (reference))
- From Dec 20, the cesium adsorption apparatus suspended.

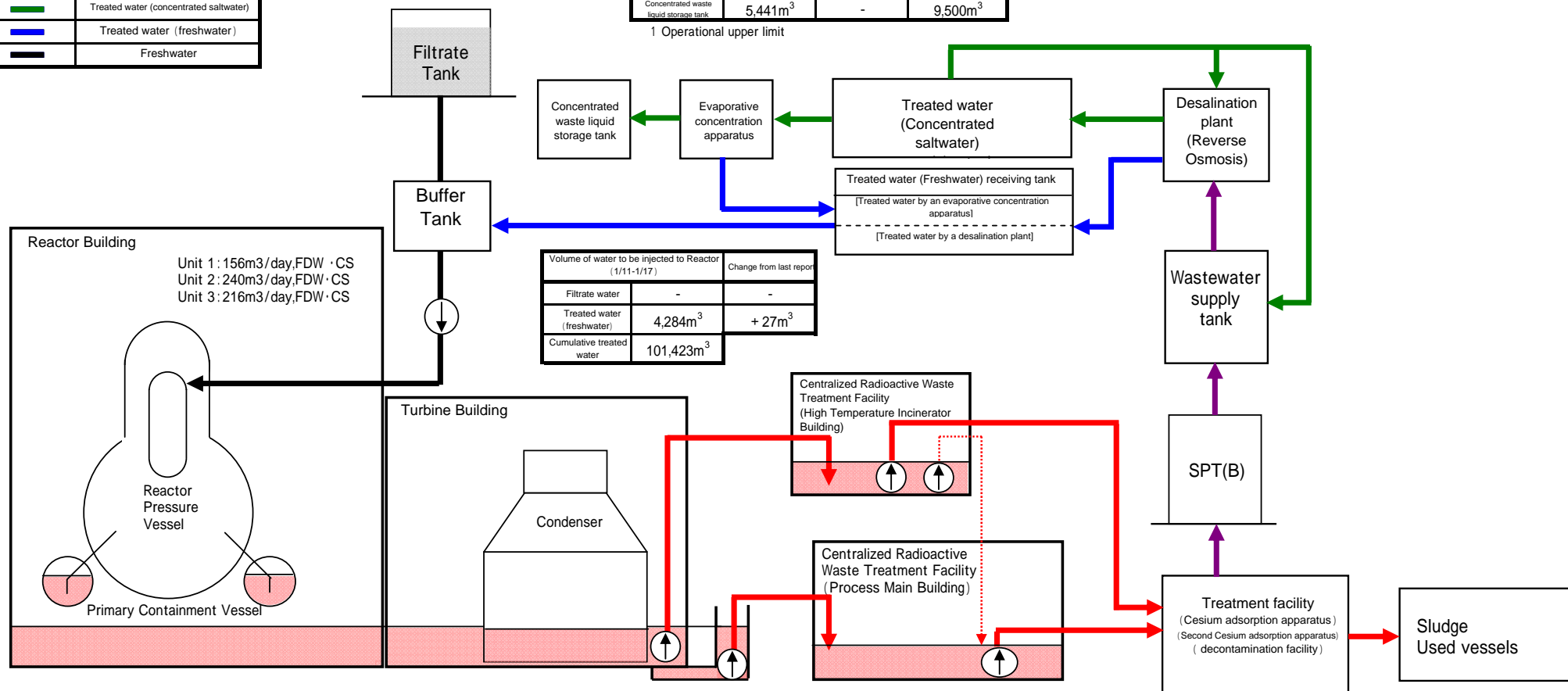
Storage and treatment of high level radioactive accumulated water (assumed situation as of January 17, 2012)

Classification	
█	High level radioactive water
█	Treated water (saltwater)
█	Treated water (concentrated saltwater)
█	Treated water (freshwater)
█	Freshwater

Storage volume		Change from last report	Storage capacity ¹
Concentrated saltwater receiving tank	90,641m ³	+ 2,856m ³	130,900m ³
Freshwater receiving tank	8,267m ³	+ 420m ³	25,100m ³
Concentrated waste liquid storage tank	5,441m ³	-	9,500m ³

1 Operational upper limit

Volume of water to be injected to Reactor (1/11-1/17)		Change from last report
Filtrate water	-	-
Treated water (freshwater)	4,284m ³	+ 27m ³
Cumulative treated water	101,423m ³	



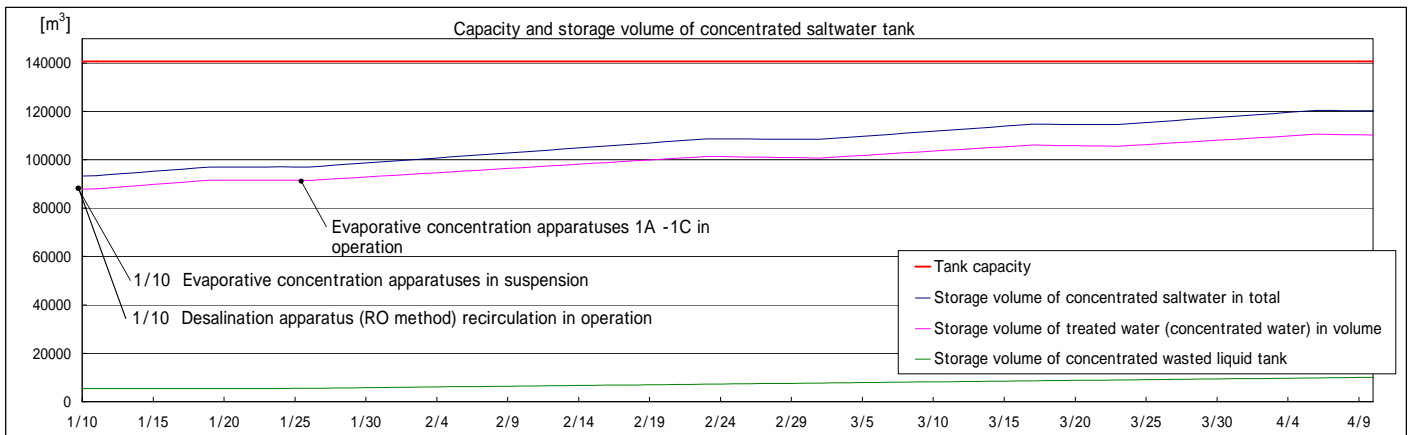
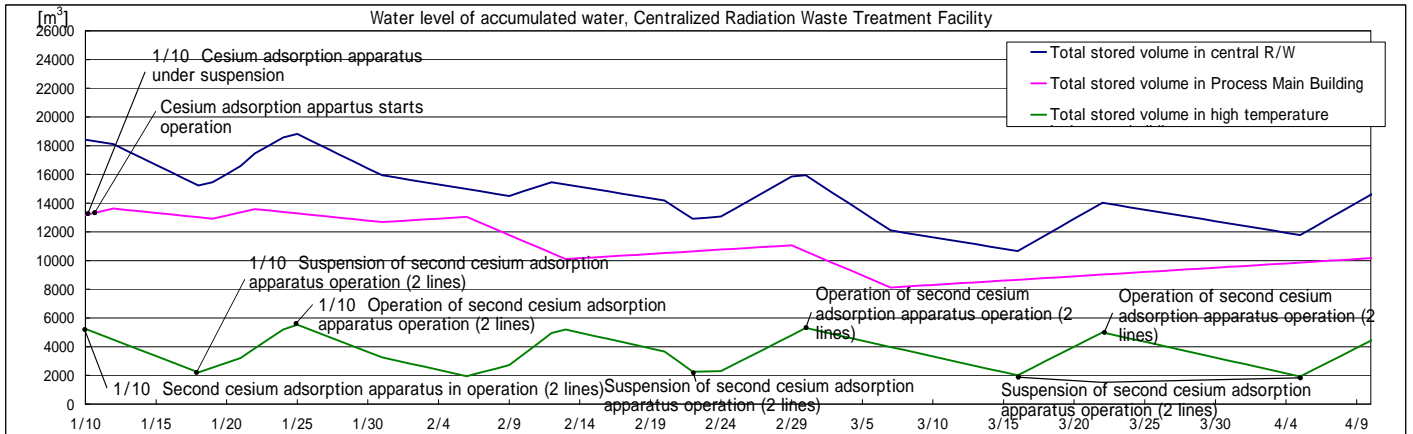
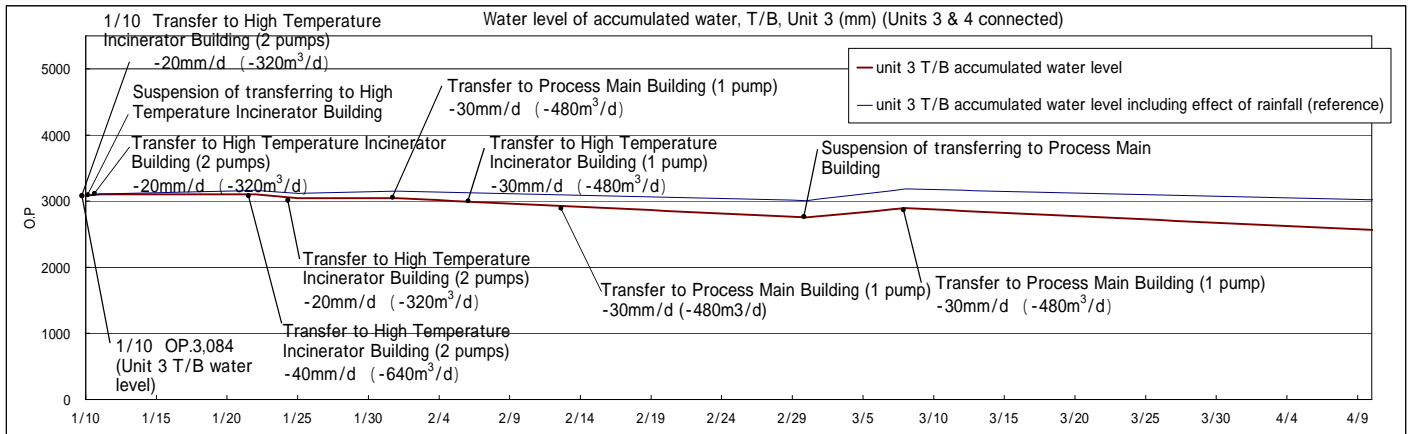
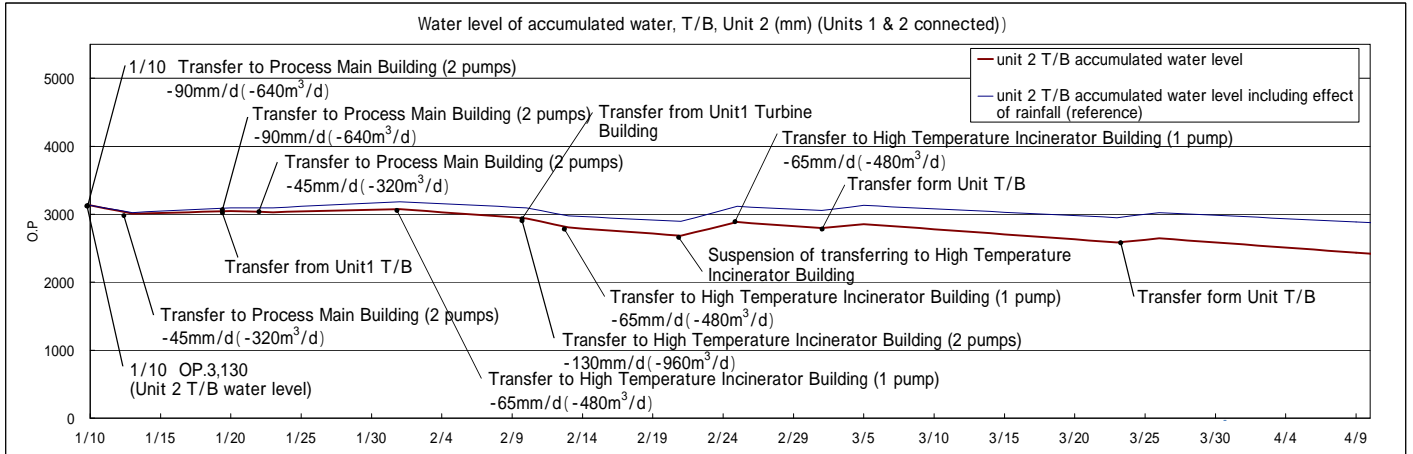
Facility	Storage volume	Change from last report	Water level in T/B	Transfer to
Unit 1	approx. 14,240m ³	+ 80m ³	OP.3,072	High Temperature Incinerator Building
Unit 2	approx. 22,000m ³	400m ³	(Unit2 T/B)	
Unit 3	approx. 24,200m ³	+ 100m ³	OP.3,098	High Temperature Incinerator Building
Unit 4	approx. 18,900m ³	+ 100m ³		
Total	approx. 79,340m ³			

Storage Facility	Storage volume	Change from last report	Water level	Treated volume (1/11-1/17)	Cumulative treated	Waste produced		Change from last report	Storage capacity
Process Main Building	approx. 13,900m ³	+ 720m ³	OP.3,784	approx. 7,560m ³	approx. 207,400m ³	Sludge	581m ³	-	700m ³ 1
High Temperature Incinerator Building	approx. 2,630m ³	2,610m ³	OP.1,612			Used vessels	324	3	+ 6
Total	approx. 16,530m ³								

- 1 Shows the operational limit.
- 2 Including treated volume: approx. 5,040m³ (cumulative treated volume: approx. 86,230m³) of the second cesium adsorption apparatus.
- 3 Including 30 used vessels of the second cesium adsorption apparatus.
- 4 Storage capacity will vary according to stored used vessels of the second cesium adsorption apparatus.

Note:

- Water in Unit 2 and Unit 3 will be transferred to Process Main Building and High Temperature Incinerator Building. (We will start to transfer the water for anti-freezing operation and water-level control)
- The cesium adsorption apparatus will be re-operated (Estimated operation ratio is 30%)
- The second cesium adsorption apparatus will be operated. (Estimated operation ratio is 60%)



Note - Amount of water treatment is assumed to be 1,140m³/d (It can be adjusted according to level of accumulated water in T/B.)
 - Assume 5mm increase per day of accumulated water level of T/B including influences of rainfall in case we consider 3-year-averaged rainfall near 1F from August to October.
 - Pump transfer amount will be changed for preventing hose from freezing till completion of installing insulation.