




Monitoring data at Fukushima Daini Nuclear Power Station

 Newly added data
 Data in which values have been changed

 Data in which the number of significant figures has been changed

(November 19, 2012)

Date	(unit: $\mu\text{Sv/h}$)							(unit: m/s)	
	MP-1	MP-2	MP-3	MP-4	MP-5	MP-6	MP-7	Wind Direction	Wind Velocity
2011/4/10 0:00	3.4	2.6	3.7	2.9	2.9	2.8	-	north	3.6
2011/4/10 0:10	3.4	2.6	3.7	2.9	2.9	2.8	-	north	3.5
2011/4/10 0:20	3.5	2.6	3.7	2.9	2.9	2.8	-	north	2.3
2011/4/10 0:30	3.4	2.6	3.7	2.9	2.9	2.8	-	north	2.9
2011/4/10 0:40	3.4	2.6	3.7	2.9	2.9	2.8	-	north	2.0
2011/4/10 0:50	3.4	2.6	3.7	2.9	2.9	2.8	-	north	1.7
2011/4/10 1:00	3.4	2.6	3.7	2.9	2.9	2.8	-	north-northeast	3.5
2011/4/10 1:10	3.5	2.6	3.7	2.9	2.9	2.8	-	north	3.8
2011/4/10 1:20	3.5	2.6	3.7	2.9	2.9	2.8	-	north	2.3
2011/4/10 1:30	3.5	2.6	3.7	2.9	2.9	2.8	-	north-northeast	3.2
2011/4/10 1:40	3.4	2.6	3.7	2.9	2.9	2.8	-	north-northeast	4.6
2011/4/10 1:50	3.4	2.6	3.7	2.9	2.9	2.8	-	north-northeast	3.6
2011/4/10 2:00	3.5	2.6	3.7	2.9	2.9	2.8	-	north-northeast	4.2
2011/4/10 2:10	3.4	2.6	3.7	2.9	2.9	2.8	-	north-northeast	4.4
2011/4/10 2:20	3.4	2.6	3.7	2.9	2.9	2.8	-	north	3.1
2011/4/10 2:30	3.4	2.6	3.7	2.9	2.9	2.8	-	north	6.0
2011/4/10 2:40	3.4	2.6	3.7	2.9	2.9	2.8	-	north-northeast	0.8
2011/4/10 2:50	3.4	2.6	3.7	2.9	2.9	2.8	-	northeast	2.2
2011/4/10 3:00	3.4	2.6	3.7	2.9	2.9	2.8	-	north-northeast	3.4
2011/4/10 3:10	3.4	2.6	3.7	2.9	2.9	2.8	-	north-northeast	4.7
2011/4/10 3:20	3.4	2.6	3.7	2.9	2.9	2.8	-	north-northeast	3.5
2011/4/10 3:30	3.4	2.6	3.7	2.9	2.9	2.8	-	north	3.3
2011/4/10 3:40	3.4	2.6	3.7	2.9	2.9	2.8	-	north	5.4
2011/4/10 3:50	3.5	2.6	3.7	2.9	3.0	2.8	-	north	5.5
2011/4/10 4:00	3.4	2.6	3.7	2.9	2.9	2.8	-	north	5.1
2011/4/10 4:10	3.4	2.6	3.7	2.9	2.9	2.8	-	north	4.1
2011/4/10 4:20	3.4	2.6	3.7	2.9	2.9	2.8	-	north	4.1
2011/4/10 4:30	3.4	2.5	3.7	2.9	2.9	2.8	-	north	4.4
2011/4/10 4:40	3.4	2.6	3.7	2.9	2.9	2.8	-	north-northwest	2.7
2011/4/10 4:50	3.4	2.6	3.7	2.9	2.9	2.8	-	north-northwest	3.1
2011/4/10 5:00	3.4	2.6	3.7	2.9	2.9	2.8	-	north	3.4
2011/4/10 5:10	3.4	2.6	3.7	2.9	2.9	2.8	-	north-northwest	2.9
2011/4/10 5:20	3.4	2.6	3.7	2.9	2.9	2.8	-	north-northwest	3.0
2011/4/10 5:30	3.4	2.5	3.7	2.9	2.9	2.8	-	north	3.1
2011/4/10 5:40	3.4	2.5	3.7	2.9	2.9	2.8	-	north-northwest	2.4
2011/4/10 5:50	3.4	2.6	3.7	2.9	2.9	2.8	-	north-northwest	2.2
2011/4/10 6:00	3.4	2.5	3.7	2.9	2.9	2.8	-	north	2.8
2011/4/10 6:10	3.4	2.5	3.7	2.9	2.9	2.8	-	north	2.3
2011/4/10 6:20	3.4	2.5	3.7	2.9	2.9	2.8	-	north	3.2
2011/4/10 6:30	3.4	2.5	3.7	2.9	2.9	2.8	-	north-northwest	2.2
2011/4/10 6:40	3.4	2.5	3.7	2.9	2.9	2.8	-	north	3.1

Monitoring data at Fukushima Daini Nuclear Power Station



Newly added data
Data in which values have been changed


Data in which the number of significant figures has been changed

(November 19, 2012)

Date	(unit: $\mu\text{Sv/h}$)							(unit: m/s)	
	MP-1	MP-2	MP-3	MP-4	MP-5	MP-6	MP-7	Wind Direction	Wind Velocity
2011/4/10 6:50	3.4	2.5	3.7	2.9	2.9	2.8	-	north	3.2
2011/4/10 7:00	3.4	2.5	3.7	2.9	2.9	2.8	-	north	3.5
2011/4/10 7:10	3.4	2.6	3.7	2.9	2.9	2.8	-	north	2.4
2011/4/10 7:20	3.4	2.5	3.7	2.9	2.9	2.8	-	north	1.6
2011/4/10 7:30	3.4	2.5	3.7	2.9	2.9	2.8	-	north	2.0
2011/4/10 7:40	3.4	2.5	3.7	2.9	2.9	2.8	-	north	3.2
2011/4/10 7:50	3.4	2.5	3.7	2.9	2.9	2.8	-	north-northeast	3.1
2011/4/10 8:00	3.4	2.5	3.7	2.9	2.9	2.8	-	north-northeast	3.0
2011/4/10 8:10	3.4	2.6	3.7	2.9	2.9	2.8	-	northeast	4.1
2011/4/10 8:20	3.4	2.5	3.7	2.9	2.9	2.8	-	north-northeast	4.2
2011/4/10 8:30	3.4	2.5	3.7	2.9	2.9	2.8	-	north-northeast	2.4
2011/4/10 8:40	3.4	2.5	3.7	2.9	2.9	2.8	-	northeast	2.3
2011/4/10 8:50	3.4	2.5	3.7	2.9	2.8	2.8	-	northeast	2.1
2011/4/10 9:00	3.4	2.5	3.7	2.9	2.9	2.8	-	northeast	3.1
2011/4/10 9:10	3.4	2.5	3.7	2.9	2.9	2.8	-	northeast	2.5
2011/4/10 9:20	3.4	2.5	3.7	2.9	2.9	2.8	-	east	3.0
2011/4/10 9:30	3.4	2.5	3.7	2.9	2.9	2.8	-	east-northeast	2.5
2011/4/10 9:40	3.4	2.5	3.7	2.9	2.9	2.8	-	east-northeast	3.0
2011/4/10 9:50	3.4	2.6	3.7	2.9	2.9	2.8	-	east-northeast	2.7
2011/4/10 10:00	3.4	2.5	3.7	2.9	2.9	2.8	-	east-northeast	2.9
2011/4/10 10:10	3.4	2.5	3.7	2.9	2.9	2.8	-	east	2.4
2011/4/10 10:20	3.4	2.6	3.7	2.9	2.9	2.8	-	east	2.0
2011/4/10 10:30	3.4	2.5	3.7	2.9	2.9	2.8	-	east-southeast	1.9
2011/4/10 10:40	3.4	2.5	3.7	2.9	2.9	2.8	-	east	2.7
2011/4/10 10:50	3.4	2.5	3.7	2.9	2.9	2.8	-	east	2.9
2011/4/10 11:00	3.4	2.6	3.7	2.9	2.9	2.8	-	southeast	1.9
2011/4/10 11:10	3.4	2.6	3.7	2.9	2.9	2.8	-	southeast	2.3
2011/4/10 11:20	3.4	2.5	3.7	2.9	2.9	2.8	-	southeast	3.0
2011/4/10 11:30	3.4	2.6	3.7	2.9	2.9	2.8	-	south-southeast	3.3
2011/4/10 11:40	3.4	2.5	3.7	2.9	2.9	2.8	-	south	3.0
2011/4/10 11:50	3.4	2.5	3.7	2.9	2.9	2.8	-	southeast	2.0
2011/4/10 12:00	3.4	2.6	3.7	2.9	2.9	2.8	2.05	southeast	2.1
2011/4/10 12:10	3.4	2.6	3.7	2.9	2.9	2.8	-	southeast	2.8
2011/4/10 12:20	3.4	2.6	3.7	2.9	2.9	2.8	-	southeast	2.7
2011/4/10 12:30	3.4	2.6	3.7	2.9	2.9	2.8	-	east-southeast	2.3
2011/4/10 12:40	3.4	2.5	3.7	2.9	2.9	2.8	-	southeast	2.7
2011/4/10 12:50	3.4	2.6	3.6	2.9	2.9	2.8	-	southeast	2.2
2011/4/10 13:00	3.4	2.5	3.7	2.9	2.9	2.8	-	east-southeast	1.7
2011/4/10 13:10	3.4	2.5	3.6	2.9	2.9	2.8	-	southeast	2.7
2011/4/10 13:20	3.4	2.5	3.6	2.9	2.9	2.8	-	south-southeast	3.2
2011/4/10 13:30	3.4	2.5	3.6	2.9	2.9	2.8	-	south	6.4
2011/4/10 13:40	3.4	2.5	3.7	2.9	2.9	2.8	-	southeast	2.8
2011/4/10 13:50	3.4	2.6	3.7	2.9	2.9	2.8	-	south-southeast	4.2
2011/4/10 14:00	3.4	2.5	3.6	2.9	2.9	2.8	-	south	2.5

Monitoring data at Fukushima Daini Nuclear Power Station


 Newly added data
 Data in which values have been changed


 Data in which the number of significant figures has been changed


(November 19, 2012)

Date	(unit: $\mu\text{Sv/h}$)							(unit: m/s)	
	MP-1	MP-2	MP-3	MP-4	MP-5	MP-6	MP-7	Wind Direction	Wind Velocity
2011/4/10 14:10	3.4	2.5	3.6	2.9	2.9	2.8	-	south-southeast	3.0
2011/4/10 14:20	3.4	2.5	3.6	2.9	2.9	2.8	-	south-southeast	4.4
2011/4/10 14:30	3.4	2.5	3.6	2.9	2.9	2.8	-	south	4.1
2011/4/10 14:40	3.4	2.5	3.6	2.8	2.9	2.8	-	east-southeast	1.9
2011/4/10 14:50	3.4	2.5	3.6	2.8	2.9	2.8	-	east-southeast	2.2
2011/4/10 15:00	3.4	2.5	3.6	2.8	2.9	2.8	-	south-southeast	3.7
2011/4/10 15:10	3.4	2.5	3.6	2.8	2.9	2.8	-	south	7.0
2011/4/10 15:20	3.4	2.5	3.6	2.8	2.8	2.8	-	south	6.5
2011/4/10 15:30	3.4	2.5	3.6	2.8	2.8	2.8	-	south-southeast	7.3
2011/4/10 15:40	3.4	2.5	3.6	2.8	2.8	2.8	-	south-southeast	6.6
2011/4/10 15:50	3.4	2.5	3.6	2.8	2.8	2.8	-	southeast	3.0
2011/4/10 16:00	3.4	2.5	3.6	2.8	2.9	2.8	-	south	3.9
2011/4/10 16:10	3.4	2.5	3.6	2.8	2.8	2.8	-	south	5.2
2011/4/10 16:20	3.4	2.5	3.6	2.8	2.8	2.8	-	south-southeast	5.7
2011/4/10 16:30	3.4	2.5	3.6	2.8	2.8	2.8	-	south-southeast	6.4
2011/4/10 16:40	3.4	2.5	3.6	2.8	2.8	2.8	-	south	7.2
2011/4/10 16:50	3.4	2.5	3.6	2.8	2.8	2.8	-	south	7.3
2011/4/10 17:00	3.4	2.5	3.6	2.8	2.8	2.8	-	south-southeast	7.4
2011/4/10 17:10	3.4	2.5	3.6	2.8	2.8	2.8	-	southeast	3.8
2011/4/10 17:20	3.4	2.5	3.6	2.8	2.8	2.8	-	south-southeast	6.2
2011/4/10 17:30	3.4	2.5	3.6	2.8	2.8	2.8	-	south	5.6
2011/4/10 17:40	3.4	2.5	3.6	2.8	2.8	2.8	-	south-southeast	4.0
2011/4/10 17:50	3.4	2.5	3.6	2.8	2.8	2.8	-	south	4.5
2011/4/10 18:00	3.4	2.5	3.6	2.8	2.8	2.8	-	south	5.8
2011/4/10 18:10	3.4	2.5	3.6	2.8	2.8	2.8	-	south	7.4
2011/4/10 18:20	3.4	2.5	3.6	2.8	2.8	2.8	-	south	8.0
2011/4/10 18:30	3.4	2.5	3.6	2.8	2.8	2.8	-	south	7.3
2011/4/10 18:40	3.4	2.5	3.6	2.8	2.8	2.8	-	south	7.7
2011/4/10 18:50	3.4	2.5	3.6	2.8	2.8	2.8	-	south	6.8
2011/4/10 19:00	3.4	2.5	3.6	2.8	2.8	2.8	-	south	8.0
2011/4/10 19:10	3.4	2.5	3.6	2.8	2.8	2.8	-	south	8.5
2011/4/10 19:20	3.4	2.5	3.6	2.8	2.8	2.8	-	south	7.5
2011/4/10 19:30	3.4	2.5	3.6	2.8	2.8	2.8	-	south	8.1
2011/4/10 19:40	3.4	2.5	3.6	2.8	2.8	2.8	-	south	8.0
2011/4/10 19:50	3.4	2.5	3.6	2.8	2.8	2.8	-	south-southwes	8.4
2011/4/10 20:00	3.4	2.5	3.6	2.8	2.8	2.8	-	south-southwes	9.4
2011/4/10 20:10	3.4	2.5	3.6	2.8	2.8	2.8	-	south-southwes	10.5
2011/4/10 20:20	3.4	2.5	3.6	2.8	2.8	2.8	-	south-southwes	10.9
2011/4/10 20:30	3.4	2.5	3.6	2.8	2.8	2.8	-	south	9.8
2011/4/10 20:40	3.4	2.5	3.6	2.8	2.8	2.8	-	south-southwes	9.1

Monitoring data at Fukushima Daini Nuclear Power Station

 Newly added data

 Data in which values have been changed

 Data in which the number of significant figures has been changed

(November 19, 2012)

Date	(unit: $\mu\text{Sv/h}$)							(unit: m/s)	
	MP-1	MP-2	MP-3	MP-4	MP-5	MP-6	MP-7	Wind Direction	Wind Velocity
2011/4/10 20:50	3.4	2.5	3.6	2.8	2.8	2.8	-	south-southwes	9.4
2011/4/10 21:00	3.4	2.5	3.6	2.8	2.8	2.8	-	south-southwes	9.9
2011/4/10 21:10	3.4	2.5	3.6	2.8	2.8	2.8	-	south	9.4
2011/4/10 21:20	3.4	2.5	3.6	2.8	2.8	2.8	-	south	9.3
2011/4/10 21:30	3.3	2.5	3.6	2.8	2.8	2.8	-	south	8.8
2011/4/10 21:40	3.4	2.5	3.6	2.8	2.8	2.8	-	south-southwes	7.7
2011/4/10 21:50	3.4	2.5	3.6	2.8	2.8	2.8	-	south-southwes	8.9
2011/4/10 22:00	3.3	2.5	3.6	2.8	2.8	2.8	-	south	8.2
2011/4/10 22:10	3.3	2.5	3.6	2.8	2.8	2.8	-	south-southwes	8.4
2011/4/10 22:20	3.3	2.5	3.6	2.8	2.8	2.8	-	south-southwes	7.5
2011/4/10 22:30	3.4	2.5	3.6	2.8	2.8	2.8	-	south-southwes	7.7
2011/4/10 22:40	3.3	2.5	3.6	2.8	2.8	2.8	-	south-southwes	8.2
2011/4/10 22:50	3.3	2.5	3.6	2.8	2.8	2.8	-	south-southwes	7.9
2011/4/10 23:00	3.4	2.5	3.6	2.8	2.8	2.8	-	south-southwes	7.7
2011/4/10 23:10	3.3	2.5	3.6	2.8	2.8	2.8	-	south-southwes	9.9
2011/4/10 23:20	3.4	2.5	3.6	2.8	2.8	2.8	-	south-southwes	10.5
2011/4/10 23:30	3.3	2.5	3.6	2.8	2.8	2.8	-	south-southwes	10.5
2011/4/10 23:40	3.3	2.5	3.6	2.8	2.8	2.8	-	south-southwes	9.1
2011/4/10 23:50	3.3	2.5	3.6	2.8	2.8	2.8	-	south-southwes	10.1