




Monitoring data at Fukushima Daini Nuclear Power Station

 Newly added data



 Data in which values have been changed


 Data in which the number of significant figures has been changed

(November 19, 2012)

Date	(unit: $\mu\text{Sv/h}$)							(unit: m/s)	
	MP-1	MP-2	MP-3	MP-4	MP-5	MP-6	MP-7	Wind Direction	Wind Velocity
2011/4/9 0:00	3.5	2.6	3.8	2.9	2.9	2.8	-	north-northwest	7.4
2011/4/9 0:10	3.5	2.6	3.8	2.9	2.8	2.8	-	north-northwest	7.7
2011/4/9 0:20	3.5	2.6	3.8	2.9	2.8	2.8	-	north	6.6
2011/4/9 0:30	3.5	2.6	3.8	2.9	2.8	2.8	-	north	5.7
2011/4/9 0:40	3.5	2.6	3.8	2.9	2.9	2.8	-	north	7.1
2011/4/9 0:50	3.5	2.6	3.8	2.9	2.8	2.8	-	north	6.1
2011/4/9 1:00	3.5	2.6	3.8	2.9	2.8	2.8	-	north	6.5
2011/4/9 1:10	3.5	2.6	3.8	2.9	2.9	2.8	-	north	7.9
2011/4/9 1:20	3.5	2.6	3.8	2.9	2.8	2.8	-	north	5.6
2011/4/9 1:30	3.5	2.6	3.8	2.9	2.8	2.8	-	north-northwest	5.9
2011/4/9 1:40	3.5	2.6	3.8	2.9	2.8	2.8	-	north-northwest	6.2
2011/4/9 1:50	3.5	2.6	3.8	2.9	2.8	2.8	-	north-northwest	5.7
2011/4/9 2:00	3.5	2.6	3.8	2.9	2.8	2.8	-	north-northwest	5.8
2011/4/9 2:10	3.5	2.6	3.8	2.9	2.8	2.8	-	north	7.2
2011/4/9 2:20	3.5	2.6	3.8	2.9	2.8	2.8	-	north	8.0
2011/4/9 2:30	3.5	2.6	3.8	2.9	2.8	2.8	-	north-northwest	6.8
2011/4/9 2:40	3.5	2.6	3.8	2.9	2.8	2.8	-	north-northwest	6.1
2011/4/9 2:50	3.5	2.6	3.8	2.9	2.8	2.8	-	north-northwest	6.7
2011/4/9 3:00	3.5	2.6	3.8	2.9	2.8	2.8	-	north-northwest	7.5
2011/4/9 3:10	3.5	2.6	3.8	2.9	2.8	2.8	-	north-northwest	7.7
2011/4/9 3:20	3.5	2.6	3.8	2.9	2.8	2.8	-	north-northwest	7.1
2011/4/9 3:30	3.5	2.6	3.8	2.9	2.8	2.8	-	north-northwest	6.8
2011/4/9 3:40	3.5	2.6	3.8	2.9	2.8	2.8	-	north-northwest	6.6
2011/4/9 3:50	3.5	2.6	3.8	2.9	2.8	2.8	-	north-northwest	6.2
2011/4/9 4:00	3.5	2.6	3.8	2.9	2.8	2.8	-	north-northwest	7.1
2011/4/9 4:10	3.5	2.6	3.8	2.9	2.8	2.8	-	north-northwest	5.2
2011/4/9 4:20	3.5	2.6	3.8	2.9	2.8	2.8	-	north-northwest	5.7
2011/4/9 4:30	3.5	2.6	3.7	2.9	2.8	2.8	-	north	7.0
2011/4/9 4:40	3.5	2.6	3.8	2.9	2.8	2.8	-	north-northwest	5.5
2011/4/9 4:50	3.5	2.6	3.8	2.9	2.8	2.8	-	north	7.3
2011/4/9 5:00	3.5	2.6	3.8	2.9	2.8	2.8	-	north-northwest	4.6
2011/4/9 5:10	3.5	2.6	3.8	2.9	2.8	2.8	-	north-northwest	6.5
2011/4/9 5:20	3.5	2.6	3.8	2.9	2.8	2.8	-	north-northwest	8.5
2011/4/9 5:30	3.5	2.6	3.8	2.9	2.8	2.8	-	north-northwest	9.0


Monitoring data at Fukushima Daini Nuclear Power Station


 Newly added data
 Data in which values have been changed


 Data in which the number of significant figures has been changed
 (November 19, 2012)

Date	(unit: $\mu\text{Sv/h}$)							(unit: m/s)	
	MP-1	MP-2	MP-3	MP-4	MP-5	MP-6	MP-7	Wind Direction	Wind Velocity
2011/4/9 5:40	3.5	2.6	3.7	2.9	2.8	2.8	-	north-northwest	7.3
2011/4/9 5:50	3.5	2.6	3.7	2.9	2.8	2.8	-	north-northwest	8.2
2011/4/9 6:00	3.5	2.5	3.7	2.9	2.8	2.8	-	north-northwest	8.0
2011/4/9 6:10	3.5	2.6	3.8	2.9	2.8	2.8	-	north-northwest	8.6
2011/4/9 6:20	3.5	2.5	3.7	2.9	2.8	2.8	-	north-northwest	8.7
2011/4/9 6:30	3.5	2.5	3.7	2.8	2.8	2.8	-	north-northwest	6.9
2011/4/9 6:40	3.5	2.5	3.7	2.9	2.8	2.8	-	north-northwest	7.9
2011/4/9 6:50	3.5	2.6	3.7	2.8	2.8	2.8	-	north-northwest	7.4
2011/4/9 7:00	3.5	2.5	3.7	2.9	2.8	2.8	-	north-northwest	7.9
2011/4/9 7:10	3.5	2.6	3.7	2.8	2.8	2.8	-	north-northwest	7.6
2011/4/9 7:20	3.5	2.5	3.7	2.8	2.8	2.8	-	north-northwest	7.0
2011/4/9 7:30	3.5	2.6	3.7	2.8	2.8	2.8	-	north-northwest	6.9
2011/4/9 7:40	3.5	2.5	3.7	2.8	2.8	2.8	-	north-northwest	6.6
2011/4/9 7:50	3.5	2.5	3.7	2.8	2.8	2.8	-	north-northwest	6.9
2011/4/9 8:00	3.5	2.5	3.7	2.8	2.8	2.8	-	north-northwest	6.6
2011/4/9 8:10	3.5	2.5	3.7	2.8	2.8	2.8	-	north	9.4
2011/4/9 8:20	3.5	2.5	3.7	2.8	2.8	2.8	-	north-northwest	7.2
2011/4/9 8:30	3.4	2.5	3.7	2.8	2.8	2.8	-	north-northwest	9.4
2011/4/9 8:40	3.4	2.5	3.7	2.8	2.8	2.7	-	north-northwest	8.6
2011/4/9 8:50	3.4	2.5	3.7	2.8	2.8	2.7	-	north-northwest	8.8
2011/4/9 9:00	3.4	2.5	3.7	2.8	2.8	2.7	-	north	9.7
2011/4/9 9:10	3.4	2.5	3.7	2.8	2.8	2.7	-	north-northwest	7.6
2011/4/9 9:20	3.4	2.5	3.7	2.8	2.7	2.7	-	northwest	7.7
2011/4/9 9:30	3.4	2.5	3.7	2.8	2.7	2.7	-	north-northwest	14.8
2011/4/9 9:40	3.4	2.5	3.7	2.8	2.8	2.7	-	north-northwest	6.9
2011/4/9 9:50	3.4	2.5	3.7	2.8	2.7	2.7	-	north	7.3
2011/4/9 10:00	3.4	2.5	3.7	2.8	2.7	2.7	-	north	17.4
2011/4/9 10:10	3.4	2.5	3.7	2.8	2.7	2.7	-	north	8.0
2011/4/9 10:20	3.4	2.5	3.7	2.8	2.7	2.7	-	north	8.5
2011/4/9 10:30	3.4	2.5	3.7	2.8	2.7	2.7	-	north	8.0
2011/4/9 10:40	3.4	2.5	3.7	2.8	2.7	2.7	-	north	7.3
2011/4/9 10:50	3.4	2.5	3.7	2.8	2.7	2.7	-	north-northwest	6.7
2011/4/9 11:00	3.4	2.5	3.6	2.8	2.7	2.7	-	north	7.0
2011/4/9 11:10	3.4	2.5	3.7	2.8	2.7	2.7	-	north	5.2
2011/4/9 11:20	3.4	2.5	3.6	2.8	2.7	2.7	-	north	5.0

Monitoring data at Fukushima Daini Nuclear Power Station

 Newly added data


 Data in which values have been changed


 Data in which the number of significant figures has been changed


(November 19 ,2012)

Date	(unit: $\mu\text{Sv/h}$)							(unit: m/s)	
	MP-1	MP-2	MP-3	MP-4	MP-5	MP-6	MP-7	Wind Direction	Wind Velocity
2011/4/9 11:30	3.4	2.5	3.7	2.8	2.7	2.7	-	north	4.7
2011/4/9 11:40	3.4	2.5	3.6	2.8	2.7	2.7	-	north	5.8
2011/4/9 11:50	3.4	2.5	3.6	2.8	2.7	2.7	-	north-northeast	4.4
2011/4/9 12:00	3.4	2.5	3.7	2.8	2.7	2.7	1.96	north-northeast	6.0
2011/4/9 12:10	3.4	2.5	3.6	2.8	2.7	2.7	-	north-northeast	5.3
2011/4/9 12:20	3.4	2.5	3.7	2.8	2.7	2.7	-	north	4.8
2011/4/9 12:30	3.4	2.5	3.6	2.8	2.7	2.7	-	north	4.4
2011/4/9 12:40	3.4	2.5	3.6	2.8	2.7	2.7	-	north	4.4
2011/4/9 12:50	3.4	2.5	3.6	2.8	2.7	2.7	-	north	3.9
2011/4/9 13:00	3.4	2.5	3.7	2.8	2.7	2.7	-	north	3.8
2011/4/9 13:10	3.4	2.5	3.7	2.8	2.8	2.7	-	north-northeast	3.7
2011/4/9 13:20	3.4	2.5	3.7	2.8	2.8	2.7	-	north	3.5
2011/4/9 13:30	3.4	2.5	3.7	2.8	2.8	2.7	-	north	3.9
2011/4/9 13:40	3.4	2.5	3.7	2.8	2.8	2.7	-	north	4.6
2011/4/9 13:50	3.4	2.5	3.7	2.8	2.8	2.7	-	north	5.2
2011/4/9 14:00	3.4	2.5	3.7	2.8	2.8	2.7	-	north	6.2
2011/4/9 14:10	3.4	2.5	3.7	2.9	2.8	2.8	-	north	5.8
2011/4/9 14:20	3.5	2.6	3.7	2.9	2.9	2.8	-	north	6.5
2011/4/9 14:30	3.5	2.6	3.7	2.9	2.9	2.8	-	north	6.1
2011/4/9 14:40	3.5	2.6	3.7	2.9	2.9	2.8	-	north	5.4
2011/4/9 14:50	3.5	2.6	3.7	2.9	2.9	2.8	-	north	3.5
2011/4/9 15:00	3.5	2.6	3.7	2.9	2.9	2.8	-	north-northeast	4.0
2011/4/9 15:10	3.4	2.6	3.7	2.9	2.9	2.8	-	north-northeast	4.0
2011/4/9 15:20	3.4	2.6	3.7	2.9	2.9	2.8	-	north-northeast	3.6
2011/4/9 15:30	3.4	2.6	3.7	2.9	2.9	2.8	-	northeast	3.8
2011/4/9 15:40	3.4	2.6	3.7	2.9	2.9	2.8	-	northeast	4.2
2011/4/9 15:50	3.5	2.6	3.7	2.9	2.9	2.8	-	northeast	3.7
2011/4/9 16:00	3.4	2.6	3.7	2.9	2.9	2.8	-	north-northeast	3.4
2011/4/9 16:10	3.4	2.6	3.7	2.9	2.9	2.8	-	north-northeast	3.8
2011/4/9 16:20	3.4	2.6	3.7	2.9	2.9	2.8	-	north-northeast	4.4
2011/4/9 16:30	3.4	2.6	3.7	2.9	2.9	2.8	-	north-northeast	4.2
2011/4/9 16:40	3.4	2.6	3.7	2.9	2.9	2.8	-	north	4.2
2011/4/9 16:50	3.4	2.6	3.7	2.9	2.9	2.8	-	north	4.6
2011/4/9 17:00	3.4	2.6	3.7	2.9	2.9	2.8	-	north	5.5
2011/4/9 17:10	3.4	2.6	3.8	2.9	2.9	2.9	-	north-northeast	5.2
2011/4/9 17:20	3.5	2.6	3.8	3.0	3.0	2.9	-	north	5.2
2011/4/9 17:30	3.5	2.6	3.8	2.9	3.0	2.9	-	north-northeast	5.4
2011/4/9 17:40	3.4	2.7	3.8	3.0	3.0	2.9	-	north-northeast	3.9
2011/4/9 17:50	3.5	2.6	3.8	3.0	3.0	2.9	-	north-northeast	4.3
2011/4/9 18:00	3.5	2.6	3.8	2.9	3.0	2.9	-	north-northeast	4.1
2011/4/9 18:10	3.5	2.6	3.8	2.9	3.0	2.9	-	north	4.8

Monitoring data at Fukushima Daini Nuclear Power Station

 Newly added data

 Data in which values have been changed

 Data in which the number of significant figures has been changed

(November 19, 2012)

Date	(unit: $\mu\text{Sv/h}$)							(unit: m/s)	
	MP-1	MP-2	MP-3	MP-4	MP-5	MP-6	MP-7	Wind Direction	Wind Velocity
2011/4/9 18:20	3.5	2.6	3.8	2.9	2.9	2.9	-	north-northeast	4.3
2011/4/9 18:30	3.5	2.6	3.8	2.9	2.9	2.9	-	north	4.6
2011/4/9 18:40	3.4	2.6	3.8	2.9	2.9	2.9	-	north-northeast	4.4
2011/4/9 18:50	3.5	2.6	3.8	2.9	2.9	2.9	-	north	4.3
2011/4/9 19:00	3.5	2.6	3.8	2.9	2.9	2.9	-	north	4.5
2011/4/9 19:10	3.5	2.7	3.8	2.9	3.0	2.9	-	north	4.3
2011/4/9 19:20	3.5	2.7	3.8	2.9	3.0	2.9	-	north	4.5
2011/4/9 19:30	3.5	2.7	3.8	3.0	3.0	2.9	-	north	3.8
2011/4/9 19:40	3.5	2.6	3.8	3.0	3.0	2.9	-	north	4.6
2011/4/9 19:50	3.5	2.6	3.8	2.9	3.0	2.9	-	north	5.2
2011/4/9 20:00	3.5	2.6	3.8	2.9	2.9	2.9	-	north	4.7
2011/4/9 20:10	3.5	2.6	3.8	2.9	2.9	2.9	-	north	3.7
2011/4/9 20:20	3.5	2.6	3.8	2.9	2.9	2.9	-	north	4.1
2011/4/9 20:30	3.5	2.6	3.8	2.9	2.9	2.9	-	north	3.2
2011/4/9 20:40	3.5	2.6	3.8	2.9	2.9	2.8	-	north-northeast	3.2
2011/4/9 20:50	3.4	2.6	3.7	2.9	2.9	2.9	-	north	4.4
2011/4/9 21:00	3.5	2.6	3.7	2.9	2.9	2.8	-	north	3.6
2011/4/9 21:10	3.5	2.6	3.7	2.9	2.9	2.8	-	north	4.2
2011/4/9 21:20	3.4	2.6	3.7	2.9	2.9	2.8	-	north	4.0
2011/4/9 21:30	3.4	2.6	3.7	2.9	2.9	2.8	-	north-northwest	3.9
2011/4/9 21:50	3.5	2.6	3.7	2.9	2.9	2.8	-	north	3.4
2011/4/9 22:00	3.5	2.6	3.7	2.9	2.9	2.8	-	north	3.2
2011/4/9 22:10	3.5	2.6	3.7	2.9	2.9	2.8	-	north	3.3
2011/4/9 22:20	3.5	2.6	3.7	2.9	2.9	2.9	-	north	3.3
2011/4/9 22:30	3.5	2.6	3.7	2.9	2.9	2.9	-	north-northwest	4.1
2011/4/9 22:40	3.4	2.6	3.7	2.9	2.9	2.8	-	north-northwest	4.6
2011/4/9 22:50	3.4	2.6	3.7	2.9	2.9	2.8	-	north	5.7
2011/4/9 23:00	3.5	2.6	3.7	2.9	2.9	2.8	-	north	4.6
2011/4/9 23:10	3.4	2.6	3.7	2.9	2.9	2.8	-	north	2.7
2011/4/9 23:20	3.4	2.6	3.7	2.9	2.9	2.8	-	west	2.8
2011/4/9 23:30	3.4	2.6	3.7	2.9	2.9	2.8	-	north	2.3
2011/4/9 23:40	3.4	2.6	3.7	2.9	2.9	2.8	-	north	2.5
2011/4/9 23:50	3.4	2.6	3.7	2.9	2.9	2.8	-	north	3.4