




Monitoring data at Fukushima Daini Nuclear Power Station



 Newly added data
 Data in which values have been changed


 Data in which the number of significant figures has been changed

(November 19, 2012)

Date	(unit: $\mu\text{Sv/h}$)							(unit: m/s)	
	MP-1	MP-2	MP-3	MP-4	MP-5	MP-6	MP-7	Wind Direction	Wind Velocity
2011/4/8 0:00	3.7	2.7	4.0	3.0	3.0	3.0	-	south-southwes	8.0
2011/4/8 0:10	3.7	2.7	4.0	3.0	3.0	3.0	-	south-southwes	6.6
2011/4/8 0:20	3.7	2.7	4.0	3.0	3.0	3.0	-	south-southwes	5.1
2011/4/8 0:30	3.7	2.7	4.0	3.0	3.0	2.9	-	southwes	4.4
2011/4/8 0:40	3.7	2.7	4.0	3.0	3.0	3.0	-	south-southwes	6.9
2011/4/8 0:50	3.7	2.7	4.0	3.0	3.0	2.9	-	southwes	8.6
2011/4/8 1:00	3.7	2.7	4.0	3.0	3.0	3.0	-	south-southwes	7.1
2011/4/8 1:10	3.7	2.7	4.0	3.0	3.0	3.0	-	south-southwes	6.5
2011/4/8 1:20	3.7	2.7	4.0	3.0	3.0	3.0	-	southwes	6.7
2011/4/8 1:30	3.7	2.7	4.0	3.0	3.0	2.9	-	southwes	6.0
2011/4/8 1:40	3.7	2.7	4.0	3.0	3.0	2.9	-	southwes	5.1
2011/4/8 1:50	3.7	2.7	4.0	3.0	3.0	2.9	-	west-southwes	5.2
2011/4/8 2:00	3.7	2.7	4.0	3.0	3.0	2.9	-	west-southwes	5.3
2011/4/8 2:10	3.7	2.7	3.9	3.0	3.0	2.9	-	southwes	5.2
2011/4/8 2:20	3.7	2.7	3.9	3.0	3.0	2.9	-	south-southwes	6.3
2011/4/8 2:30	3.7	2.7	3.9	3.0	3.0	2.9	-	south-southwes	7.6
2011/4/8 2:40	3.7	2.7	3.9	3.0	3.0	2.9	-	south-southwes	8.9
2011/4/8 2:50	3.7	2.7	4.0	3.0	3.0	2.9	-	south-southwes	6.5
2011/4/8 3:00	3.7	2.7	4.0	3.0	3.0	2.9	-	south-southwes	8.3
2011/4/8 3:10	3.7	2.7	3.9	3.0	3.0	3.0	-	south-southwes	8.0
2011/4/8 3:20	3.7	2.7	4.0	3.0	3.0	2.9	-	south-southwes	8.4
2011/4/8 3:30	3.7	2.7	4.0	3.0	3.0	2.9	-	south-southwes	7.9
2011/4/8 3:40	3.7	2.7	3.9	3.0	3.0	2.9	-	south-southwes	5.0
2011/4/8 3:50	3.7	2.7	3.9	3.0	2.9	2.9	-	south-southwes	6.1
2011/4/8 4:00	3.7	2.7	3.9	3.0	3.0	2.9	-	south-southwes	6.6
2011/4/8 4:10	3.7	2.7	3.9	3.0	3.0	2.9	-	south-southwes	6.7
2011/4/8 4:20	3.7	2.7	3.9	3.0	2.9	2.9	-	south-southwes	7.9
2011/4/8 4:30	3.7	2.7	3.9	3.0	3.0	2.9	-	south-southwes	8.8
2011/4/8 4:40	3.6	2.7	4.0	3.0	3.0	2.9	-	south-southwes	8.4
2011/4/8 4:50	3.7	2.7	3.9	3.0	2.9	2.9	-	south	8.0
2011/4/8 5:00	3.7	2.7	4.0	3.0	2.9	2.9	-	south-southwes	5.8
2011/4/8 5:10	3.7	2.7	3.9	3.0	2.9	2.9	-	south-southwes	4.6

Monitoring data at Fukushima Daini Nuclear Power Station



 Newly added data
 Data in which values have been changed


 Data in which the number of significant figures has been changed

(November 19 ,2012)

Date	(unit: $\mu\text{Sv/h}$)							(unit: m/s)	
	MP-1	MP-2	MP-3	MP-4	MP-5	MP-6	MP-7	Wind Direction	Wind Velocity
2011/4/8 5:20	3.7	2.7	3.9	3.0	2.9	2.9	-	south-southwes	3.8
2011/4/8 5:30	3.7	2.7	4.0	3.0	3.0	2.9	-	south-southwes	4.6
2011/4/8 5:40	3.7	2.7	3.9	3.0	3.0	2.9	-	south-southwes	4.1
2011/4/8 5:50	3.7	2.7	3.9	3.0	2.9	2.9	-	south	4.3
2011/4/8 6:00	3.7	2.7	3.9	3.0	2.9	2.9	-	south	4.4
2011/4/8 6:10	3.7	2.7	3.9	3.0	2.9	2.9	-	south	4.1
2011/4/8 6:20	3.7	2.7	3.9	3.0	3.0	2.9	-	south	3.8
2011/4/8 6:30	3.7	2.7	3.9	3.0	2.9	2.9	-	south	5.6
2011/4/8 6:40	3.7	2.7	3.9	3.0	2.9	2.9	-	south	8.2
2011/4/8 6:50	3.7	2.7	3.9	3.0	2.9	2.9	-	south	10.1
2011/4/8 7:00	3.6	2.7	3.9	3.0	2.9	2.9	-	south	5.5
2011/4/8 7:10	3.6	2.7	3.9	3.0	2.9	2.9	-	south	1.4
2011/4/8 7:20	3.7	2.7	3.9	3.0	2.9	2.9	-	south-southeast	3.3
2011/4/8 7:30	3.7	2.7	3.9	3.0	2.9	2.9	-	south	7.3
2011/4/8 7:40	3.6	2.7	3.9	3.0	2.9	2.9	-	south	4.1
2011/4/8 7:50	3.6	2.7	3.9	3.0	2.9	2.9	-	south-southeast	3.5
2011/4/8 8:00	3.6	2.7	3.9	3.0	2.9	2.9	-	south	7.0
2011/4/8 8:10	3.7	2.7	3.9	3.0	2.9	2.9	-	south	6.6
2011/4/8 8:20	3.6	2.7	3.9	3.0	2.9	2.9	-	south-southeast	7.0
2011/4/8 8:30	3.6	2.7	3.9	3.0	2.9	2.9	-	south	7.9
2011/4/8 8:40	3.6	2.7	3.9	3.0	2.9	2.9	-	south	8.5
2011/4/8 8:50	3.6	2.7	3.9	3.0	2.9	2.9	-	south	8.4
2011/4/8 9:00	3.6	2.7	3.9	3.0	2.9	2.9	-	south	8.8
2011/4/8 9:10	3.6	2.7	3.9	3.0	2.9	2.9	-	south	10.6
2011/4/8 9:20	3.6	2.7	3.9	3.0	3.0	2.9	-	south	12.3
2011/4/8 9:30	3.6	2.7	3.9	3.0	2.9	2.9	-	south	10.2
2011/4/8 9:40	3.7	2.7	3.9	3.0	2.9	2.8	-	south	9.0
2011/4/8 9:50	3.6	2.7	3.9	3.0	2.9	2.9	-	south	9.4
2011/4/8 10:00	3.6	2.7	3.9	3.0	2.9	2.9	-	south	9.2
2011/4/8 10:10	3.7	2.7	3.9	3.0	2.9	2.9	-	south	8.2
2011/4/8 10:20	3.6	2.6	3.9	3.0	2.9	2.9	-	south	7.6
2011/4/8 10:30	3.6	2.7	3.9	3.0	3.0	2.9	-	south	6.0
2011/4/8 10:40	3.6	2.7	3.9	3.0	2.9	2.9	-	south	9.5
2011/4/8 10:50	3.6	2.7	3.9	3.0	3.0	2.9	-	south	12.6
2011/4/8 11:00	3.7	2.7	3.9	3.0	2.9	2.9	-	south	12.8
2011/4/8 11:10	3.6	2.7	3.9	3.0	3.0	2.9	-	south	15.2
2011/4/8 11:20	3.7	2.7	3.9	3.0	2.9	2.9	-	south	15.9
2011/4/8 11:30	3.7	2.7	3.9	3.0	2.9	2.9	-	south	15.7
2011/4/8 11:40	3.6	2.7	3.9	3.0	2.9	2.9	-	south	14.6
2011/4/8 11:50	3.6	2.7	3.9	3.0	2.9	2.9	-	south	13.5
2011/4/8 12:00	3.7	2.7	3.9	3.0	2.9	2.9	2.07	south	13.5
2011/4/8 12:10	3.7	2.7	3.9	3.0	2.9	2.9	-	south	15.5
2011/4/8 12:20	3.7	2.7	3.9	3.0	2.9	2.9	-	south	13.0
2011/4/8 12:30	3.7	2.7	3.9	3.0	2.9	2.9	-	south	13.4
2011/4/8 12:40	3.6	2.7	3.9	3.0	2.9	2.9	-	south	14.6
2011/4/8 12:50	3.6	2.7	3.9	3.0	2.9	2.9	-	south	14.0
2011/4/8 13:00	3.6	2.7	3.9	3.0	2.9	2.9	-	south-southwes	12.8
2011/4/8 13:10	3.6	2.7	3.9	3.0	2.9	2.9	-	south-southwes	10.8
2011/4/8 13:20	3.6	2.7	3.9	3.0	2.9	2.9	-	south-southwes	9.6

Monitoring data at Fukushima Daini Nuclear Power Station


 Newly added data
 Data in which values have been changed



 Data in which the number of significant figures has been changed


(November 19 ,2012)

Date	(unit: $\mu\text{Sv/h}$)							(unit: m/s)	
	MP-1	MP-2	MP-3	MP-4	MP-5	MP-6	MP-7	Wind Direction	Wind Velocity
2011/4/8 13:30	3.6	2.7	3.9	3.0	2.9	2.9	-	south-southwes	9.8
2011/4/8 13:40	3.6	2.7	3.9	3.0	2.9	2.9	-	south-southwes	10.5
2011/4/8 13:50	3.6	2.7	3.9	3.0	2.9	2.9	-	south	11.9
2011/4/8 14:00	3.6	2.7	3.9	3.0	2.9	2.9	-	south-southwes	8.8
2011/4/8 14:10	3.6	2.6	3.9	3.0	2.9	2.9	-	south-southwes	6.9
2011/4/8 14:20	3.6	2.7	3.9	3.0	2.9	2.9	-	south-southwes	4.7
2011/4/8 14:30	3.6	2.7	3.9	3.0	2.9	2.9	-	south-southwes	5.5
2011/4/8 14:40	3.6	2.6	3.9	3.0	2.9	2.9	-	south-southwes	3.1
2011/4/8 14:50	3.6	2.7	3.9	3.0	2.9	2.9	-	south-southwes	4.7
2011/4/8 15:00	3.6	2.7	3.9	3.0	2.9	2.9	-	south-southwes	2.7
2011/4/8 15:10	3.6	2.6	3.9	2.9	2.9	2.9	-	south-southwes	5.2
2011/4/8 15:20	3.6	2.6	3.9	3.0	2.9	2.9	-	south-southwes	5.5
2011/4/8 15:30	3.6	2.6	3.9	3.0	2.9	2.9	-	south-southwes	6.2
2011/4/8 15:40	3.6	2.6	3.9	3.0	2.9	2.9	-	southwes	6.6
2011/4/8 15:50	3.6	2.6	3.9	3.0	2.9	2.9	-	southwes	4.4
2011/4/8 16:00	3.6	2.6	3.9	2.9	2.9	2.9	-	southwes	5.3
2011/4/8 16:10	3.6	2.6	3.9	2.9	2.9	2.9	-	southwes	5.5
2011/4/8 16:20	3.6	2.6	3.9	2.9	2.9	2.9	-	southwes	5.5
2011/4/8 16:30	3.6	2.6	3.8	2.9	2.9	2.9	-	west-southwes	5.1
2011/4/8 16:40	3.6	2.6	3.9	3.0	2.9	2.9	-	west	4.2
2011/4/8 16:50	3.6	2.6	3.9	3.0	2.9	2.9	-	south-southwes	1.7
2011/4/8 17:00	3.6	2.6	3.8	2.9	2.9	2.9	-	west-southwes	0.9
2011/4/8 17:10	3.6	2.6	3.8	2.9	2.9	2.9	-	west	1.5
2011/4/8 17:20	3.6	2.6	3.8	2.9	2.9	2.9	-	southwes	5.4
2011/4/8 17:30	3.6	2.6	3.9	2.9	2.9	2.9	-	southwes	4.6
2011/4/8 17:40	3.5	2.6	3.8	2.9	2.9	2.9	-	south	5.3
2011/4/8 17:50	3.6	2.6	3.8	2.9	2.9	2.9	-	south-southwes	4.9
2011/4/8 18:00	3.5	2.6	3.8	2.9	2.9	2.9	-	south-southwes	3.3
2011/4/8 18:10	3.6	2.6	3.8	2.9	2.9	2.9	-	south-southwes	3.1
2011/4/8 18:20	3.6	2.6	3.8	2.9	2.9	2.9	-	south-southwes	1.4
2011/4/8 18:30	3.6	2.6	3.8	2.9	2.9	2.9	-	west-southwes	0.5
2011/4/8 18:40	3.6	2.6	3.8	2.9	2.9	2.9	-	north-northwest	0.5
2011/4/8 18:50	3.5	2.6	3.8	2.9	2.9	2.9	-	west-southwes	1.6
2011/4/8 19:00	3.5	2.6	3.8	2.9	2.9	2.8	-	west-southwes	1.4
2011/4/8 19:10	3.5	2.6	3.8	2.9	2.9	2.8	-	southwes	1.5

Monitoring data at Fukushima Daini Nuclear Power Station

 Newly added data

 Data in which values have been changed
 Data in which the number of significant figures has been changed

 Data in which the number of significant figures has been changed

(November 19, 2012)

Date	(unit: $\mu\text{Sv/h}$)							(unit: m/s)	
	MP-1	MP-2	MP-3	MP-4	MP-5	MP-6	MP-7	Wind Direction	Wind Velocity
2011/4/8 19:20	3.6	2.6	3.8	2.9	2.9	2.9	-	west	1.7
2011/4/8 19:30	3.5	2.6	3.8	2.9	2.8	2.9	-	west-northwest	1.3
2011/4/8 19:40	3.6	2.6	3.8	2.9	2.9	2.9	-	northwest	1.2
2011/4/8 19:50	3.5	2.6	3.8	2.9	2.9	2.8	-	west	1.4
2011/4/8 20:00	3.5	2.6	3.8	2.9	2.9	2.8	-	north-northwest	1.3
2011/4/8 20:10	3.5	2.6	3.8	2.9	2.9	2.8	-	northwest	0.6
2011/4/8 20:20	3.6	2.6	3.8	2.9	2.9	2.8	-	north-northwest	2.3
2011/4/8 20:30	3.5	2.6	3.8	2.9	2.9	2.8	-	north-northwest	2.5
2011/4/8 20:40	3.5	2.6	3.8	2.9	2.9	2.8	-	north	4.7
2011/4/8 20:50	3.6	2.6	3.8	2.9	2.9	2.8	-	north-northeast	8.1
2011/4/8 21:00	3.5	2.6	3.8	2.9	2.9	2.8	-	north-northeast	3.5
2011/4/8 21:10	3.6	2.6	3.8	2.9	2.9	2.9	-	north	4.1
2011/4/8 21:20	3.5	2.6	3.8	2.9	2.9	2.8	-	northwest	2.6
2011/4/8 21:30	3.6	2.6	3.8	2.9	2.9	2.8	-	north-northwest	1.6
2011/4/8 21:40	3.6	2.6	3.8	2.9	2.9	2.8	-	north	3.8
2011/4/8 21:50	3.6	2.6	3.9	2.9	2.9	2.9	-	north	4.4
2011/4/8 22:00	3.6	2.6	3.8	2.9	2.9	2.9	-	north	3.7
2011/4/8 22:10	3.6	2.6	3.8	2.9	2.9	2.9	-	north	4.7
2011/4/8 22:20	3.6	2.6	3.8	2.9	2.9	2.9	-	north	4.7
2011/4/8 22:30	3.6	2.6	3.8	2.9	2.9	2.9	-	north	5.6
2011/4/8 22:40	3.5	2.6	3.8	2.9	2.9	2.8	-	north	6.5
2011/4/8 22:50	3.6	2.6	3.8	2.9	2.9	2.8	-	north	7.2
2011/4/8 23:00	3.5	2.6	3.8	2.9	2.9	2.8	-	south	5.8
2011/4/8 23:10	3.5	2.6	3.8	2.9	2.8	2.8	-	north	4.6
2011/4/8 23:20	3.6	2.6	3.8	2.9	2.9	2.8	-	north	4.1
2011/4/8 23:30	3.5	2.6	3.8	2.9	2.9	2.8	-	north	4.4
2011/4/8 23:40	3.5	2.6	3.8	2.9	2.9	2.8	-	north	7.5
2011/4/8 23:50	3.5	2.6	3.8	2.9	2.8	2.8	-	north-northwest	7.5