




Monitoring data at Fukushima Daini Nuclear Power Station



 Newly added data
 Data in which values have been changed


 Data in which the number of significant figures has been changed

(November 19, 2012)

Date	(unit: $\mu\text{Sv/h}$)							(unit: m/s)	
	MP-1	MP-2	MP-3	MP-4	MP-5	MP-6	MP-7	Wind Direction	Wind Velocity
2011/4/2 0:00	6.9	3.6	6.3	4.6	4.3	5.6	-	southwes	6.7
2011/4/2 0:10	6.9	3.6	6.3	4.6	4.3	5.6	-	southwes	7.0
2011/4/2 0:20	6.9	3.6	6.3	4.6	4.3	5.6	-	southwes	8.5
2011/4/2 0:30	6.9	3.6	6.3	4.6	4.3	5.6	-	southwes	7.2
2011/4/2 0:40	6.8	3.6	6.3	4.6	4.3	5.5	-	southwes	7.7
2011/4/2 0:50	6.8	3.6	6.3	4.6	4.3	5.5	-	southwes	7.7
2011/4/2 1:00	6.9	3.6	6.3	4.6	4.3	5.6	-	southwes	6.6
2011/4/2 1:10	6.9	3.6	6.3	4.6	4.3	5.6	-	southwes	7.1
2011/4/2 1:20	6.9	3.6	6.3	4.6	4.3	5.6	-	south-southwes	6.9
2011/4/2 1:30	6.8	3.6	6.3	4.5	4.3	5.5	-	southwes	6.9
2011/4/2 1:40	6.8	3.6	6.3	4.6	4.3	5.6	-	southwes	7.4
2011/4/2 1:50	6.8	3.6	6.3	4.6	4.3	5.6	-	southwes	7.7
2011/4/2 2:00	6.8	3.6	6.3	4.5	4.3	5.5	-	southwes	6.6
2011/4/2 2:10	6.8	3.6	6.3	4.5	4.3	5.5	-	southwes	7.3
2011/4/2 2:20	6.8	3.6	6.3	4.6	4.3	5.5	-	southwes	7.5
2011/4/2 2:30	6.8	3.6	6.2	4.5	4.3	5.6	-	southwes	8.8
2011/4/2 2:40	6.8	3.6	6.3	4.5	4.3	5.6	-	southwes	8.5
2011/4/2 2:50	6.8	3.6	6.3	4.5	4.3	5.5	-	southwes	7.7
2011/4/2 3:00	6.8	3.6	6.2	4.5	4.3	5.5	-	southwes	7.1
2011/4/2 3:10	6.8	3.6	6.3	4.5	4.3	5.5	-	southwes	7.4
2011/4/2 3:20	6.8	3.6	6.2	4.5	4.2	5.5	-	southwes	6.7
2011/4/2 3:30	6.8	3.6	6.2	4.5	4.2	5.5	-	southwes	7.4
2011/4/2 3:40	6.8	3.6	6.2	4.5	4.3	5.5	-	southwes	6.9
2011/4/2 3:50	6.8	3.6	6.3	4.5	4.2	5.5	-	southwes	6.7
2011/4/2 4:00	6.8	3.6	6.2	4.5	4.2	5.5	-	southwes	7.4
2011/4/2 4:10	6.8	3.6	6.3	4.5	4.3	5.5	-	southwes	6.3
2011/4/2 4:20	6.8	3.6	6.2	4.5	4.2	5.5	-	south-southwes	7.1
2011/4/2 4:30	6.8	3.6	6.2	4.5	4.3	5.5	-	south-southwes	6.1
2011/4/2 4:40	6.8	3.6	6.2	4.5	4.2	5.5	-	south-southwes	5.2
2011/4/2 4:50	6.8	3.6	6.2	4.5	4.3	5.5	-	south-southwes	4.7
2011/4/2 5:00	6.8	3.6	6.2	4.5	4.2	5.5	-	south-southwes	4.7
2011/4/2 5:10	6.8	3.6	6.2	4.5	4.2	5.5	-	south-southwes	4.6
2011/4/2 5:20	6.8	3.6	6.2	4.5	4.2	5.5	-	south-southwes	4.9
2011/4/2 5:30	6.8	3.6	6.2	4.5	4.2	5.5	-	south-southwes	4.5
2011/4/2 5:40	6.8	3.6	6.2	4.5	4.2	5.5	-	south-southwes	4.1
2011/4/2 5:50	6.7	3.6	6.2	4.5	4.2	5.5	-	south	5.9
2011/4/2 6:00	6.7	3.6	6.2	4.5	4.2	5.5	-	south-southwes	5.1
2011/4/2 6:10	6.8	3.6	6.2	4.5	4.2	5.5	-	south-southwes	4.4
2011/4/2 6:20	6.7	3.6	6.2	4.5	4.2	5.5	-	south-southwes	3.3
2011/4/2 6:30	6.8	3.6	6.2	4.5	4.2	5.5	-	south	0.7
2011/4/2 6:40	6.7	3.6	6.2	4.5	4.2	5.5	-	north-northeast	0.7
2011/4/2 6:50	6.7	3.6	6.2	4.5	4.2	5.5	-	north	1.9
2011/4/2 7:00	6.8	3.6	6.2	4.5	4.2	5.5	-	north	2.8
2011/4/2 7:10	6.7	3.6	6.2	4.5	4.2	5.5	-	north	3.4

Monitoring data at Fukushima Daini Nuclear Power Station



 Newly added data
 Data in which values have been changed


 Data in which the number of significant figures has been changed

(November 19, 2012)

Date	(unit: $\mu\text{Sv/h}$)							(unit: m/s)	
	MP-1	MP-2	MP-3	MP-4	MP-5	MP-6	MP-7	Wind Direction	Wind Velocity
2011/4/2 7:20	6.8	3.6	6.2	4.5	4.2	5.5	-	northwest	3.5
2011/4/2 7:30	6.8	3.6	6.2	4.5	4.2	5.5	-	northwest	2.3
2011/4/2 7:40	6.7	3.6	6.2	4.5	4.2	5.5	-	west-northwest	1.6
2011/4/2 7:50	6.8	3.5	6.2	4.5	4.2	5.5	-	east-northeast	2.3
2011/4/2 8:00	6.7	3.6	6.2	4.5	4.2	5.5	-	north-northeast	1.3
2011/4/2 8:10	6.7	3.6	6.2	4.5	4.2	5.5	-	north-northeast	1.8
2011/4/2 8:20	6.7	3.6	6.2	4.5	4.2	5.5	-	northeast	3.0
2011/4/2 8:30	6.7	3.5	6.2	4.5	4.2	5.5	-	north-northeast	1.1
2011/4/2 8:40	6.7	3.6	6.2	4.5	4.2	5.5	-	north-northeast	0.8
2011/4/2 8:50	6.7	3.6	6.1	4.5	4.2	5.5	-	southeast	0.7
2011/4/2 9:00	6.7	3.6	6.1	4.5	4.2	5.5	-	west-southwest	4.7
2011/4/2 9:10	6.8	3.6	6.2	4.5	4.2	5.5	-	west	4.7
2011/4/2 9:20	6.7	3.6	6.2	4.5	4.2	5.5	-	west	4.9
2011/4/2 9:30	6.7	3.6	6.2	4.5	4.2	5.5	-	west	2.5
2011/4/2 9:40	6.7	3.6	6.2	4.5	4.2	5.5	-	north-northwest	2.2
2011/4/2 9:50	6.7	3.5	6.1	4.5	4.1	5.5	-	west-northwest	2.6
2011/4/2 10:00	6.7	3.5	6.2	4.5	4.2	5.4	-	west-northwest	4.3
2011/4/2 10:10	6.7	3.5	6.1	4.5	4.2	5.5	-	west	4.4
2011/4/2 10:20	6.7	3.6	6.1	4.5	4.2	5.5	-	west-northwest	4.1
2011/4/2 10:30	6.7	3.6	6.1	4.5	4.2	5.5	-	west-northwest	4.9
2011/4/2 10:40	6.7	3.6	6.1	4.4	4.2	5.5	-	west-southwest	3.9
2011/4/2 10:50	6.7	3.5	6.1	4.4	4.1	5.4	-	southeast	3.3
2011/4/2 11:00	6.7	3.5	6.1	4.5	4.1	5.5	-	east	2.7
2011/4/2 11:10	6.7	3.5	6.1	4.4	4.1	5.4	-	north	1.3
2011/4/2 11:20	6.7	3.5	6.1	4.5	4.2	5.4	-	north	2.5
2011/4/2 11:30	6.7	3.5	6.1	4.4	4.2	5.5	-	southeast	2.8
2011/4/2 11:40	6.7	3.5	6.1	4.4	4.1	5.4	-	south-southeast	2.4
2011/4/2 11:50	6.7	3.6	6.1	4.4	4.2	5.5	-	east-southeast	2.5
2011/4/2 12:00	6.7	3.5	6.1	4.4	4.1	5.4	2.8	east	2.8
2011/4/2 12:10	6.7	3.5	6.1	4.4	4.1	5.4	-	east-southeast	3.4
2011/4/2 12:20	6.7	3.5	6.1	4.4	4.1	5.4	-	east-southeast	3.2
2011/4/2 12:30	6.7	3.5	6.1	4.4	4.1	5.4	-	west-southwest	0.9
2011/4/2 12:40	6.7	3.5	6.1	4.4	4.1	5.4	-	west-northwest	5.5
2011/4/2 12:50	6.7	3.5	6.1	4.4	4.1	5.4	-	west	5.2
2011/4/2 13:00	6.7	3.5	6.1	4.4	4.1	5.4	-	west	4.8
2011/4/2 13:10	6.7	3.5	6.1	4.4	4.1	5.4	-	west	4.7
2011/4/2 13:20	6.7	3.5	6.1	4.4	4.1	5.4	-	west-northwest	3.9

Monitoring data at Fukushima Daini Nuclear Power Station

 Newly added data
 Data in which values have been changed

 Data in which the number of significant figures has been changed

(November 19, 2012)

Date	(unit: $\mu\text{Sv/h}$)							(unit: m/s)	
	MP-1	MP-2	MP-3	MP-4	MP-5	MP-6	MP-7	Wind Direction	Wind Velocity
2011/4/2 13:30	6.7	3.5	6.1	4.4	4.1	5.4	-	west-northwest	6.2
2011/4/2 13:40	6.6	3.5	6.1	4.4	4.1	5.4	-	west	5.5
2011/4/2 13:50	6.6	3.5	6.1	4.4	4.1	5.4	-	west-northwest	6.4
2011/4/2 14:00	6.6	3.5	6.1	4.4	4.1	5.4	-	west	8.3
2011/4/2 14:10	6.6	3.5	6.1	4.4	4.1	5.4	-	west-northwest	8.4
2011/4/2 14:20	6.6	3.5	6.1	4.4	4.1	5.4	-	west	9.1
2011/4/2 14:30	6.6	3.5	6.1	4.4	4.1	5.4	-	west	9.7
2011/4/2 14:40	6.7	3.5	6.1	4.4	4.1	5.4	-	west	9.4
2011/4/2 14:50	6.6	3.5	6.1	4.4	4.1	5.4	-	west	9.9
2011/4/2 15:00	6.6	3.5	6.0	4.4	4.1	5.4	-	west-northwest	8.5
2011/4/2 15:10	6.6	3.5	6.1	4.4	4.1	5.4	-	west	8.6
2011/4/2 15:20	6.6	3.5	6.0	4.4	4.1	5.4	-	west	8.0
2011/4/2 15:30	6.6	3.5	6.1	4.4	4.1	5.4	-	west	8.1
2011/4/2 15:40	6.6	3.5	6.0	4.4	4.1	5.4	-	west	11.3
2011/4/2 15:50	6.6	3.5	6.0	4.4	4.1	5.4	-	west	12.5
2011/4/2 16:00	6.6	3.5	6.0	4.4	4.1	5.4	-	west	13.1
2011/4/2 16:10	6.6	3.5	6.0	4.4	4.1	5.4	-	west	14.7
2011/4/2 16:20	6.6	3.5	6.0	4.4	4.1	5.4	-	west	11.4
2011/4/2 16:30	6.6	3.5	6.0	4.4	4.1	5.4	-	west	14.1
2011/4/2 16:40	6.6	3.5	6.0	4.4	4.1	5.4	-	west	13.8
2011/4/2 16:50	6.6	3.5	6.0	4.4	4.1	5.4	-	west-northwest	15.1
2011/4/2 17:00	6.6	3.5	6.0	4.3	4.1	5.4	-	west-northwest	15.1
2011/4/2 17:10	6.6	3.5	6.0	4.4	4.1	5.4	-	west-northwest	14.4
2011/4/2 17:20	6.6	3.5	6.0	4.4	4.1	5.3	-	west-northwest	16.7
2011/4/2 17:30	6.6	3.5	6.0	4.4	4.1	5.4	-	west-northwest	12.8
2011/4/2 17:40	6.5	3.4	5.9	4.4	4.1	5.4	-	west	15.7
2011/4/2 17:50	6.5	3.4	6.0	4.4	4.1	5.3	-	west	18.2
2011/4/2 18:00	6.5	3.4	6.0	4.4	4.1	5.3	-	west-northwest	15.8
2011/4/2 18:10	6.5	3.4	6.0	4.4	4.1	5.3	-	west	15.0
2011/4/2 18:20	6.5	3.4	6.0	4.4	4.1	5.3	-	west	13.9
2011/4/2 18:30	6.5	3.4	5.9	4.4	4.1	5.3	-	west	15.7
2011/4/2 18:40	6.5	3.4	6.0	4.3	4.1	5.3	-	west-northwest	17.5
2011/4/2 18:50	6.5	3.4	6.0	4.4	4.0	5.3	-	west	15.2
2011/4/2 19:00	6.5	3.4	6.0	4.3	4.1	5.3	-	west	16.6
2011/4/2 19:10	6.5	3.4	5.9	4.4	4.0	5.3	-	west-northwest	17.1
2011/4/2 19:20	6.5	3.4	6.0	4.4	4.1	5.3	-	west-northwest	17.4
2011/4/2 19:30	6.5	3.4	5.9	4.3	4.1	5.3	-	west	14.9
2011/4/2 19:40	6.5	3.4	5.9	4.3	4.1	5.3	-	west	15.2
2011/4/2 19:50	6.5	3.4	5.9	4.3	4.0	5.3	-	west	20.2
2011/4/2 20:00	6.5	3.4	5.9	4.3	4.1	5.3	-	west	16.5
2011/4/2 20:10	6.5	3.4	5.9	4.4	4.0	5.3	-	west	16.4
2011/4/2 20:20	6.5	3.4	5.9	4.3	4.1	5.3	-	west	19.6
2011/4/2 20:30	6.5	3.4	5.9	4.3	4.1	5.3	-	west	17.1
2011/4/2 20:40	6.5	3.4	6.0	4.3	4.1	5.3	-	west	17.3
2011/4/2 20:50	6.5	3.4	5.9	4.3	4.0	4.4	-	west	17.9

Monitoring data at Fukushima Daini Nuclear Power Station

Newly added data
 Data in which values have been changed

Data in which the number of significant figures has been changed
 (November 19 ,2012)

Date	(unit: $\mu\text{Sv} / \text{h}$)							(unit: m / s)	
	MP-1	MP-2	MP-3	MP-4	MP-5	MP-6	MP-7	Wind Direction	Wind Velocity
2011/4/2 21:00	6.5	3.4	5.9	4.3	4.1	4.4	-	west	18.1
2011/4/2 21:10	6.5	3.4	5.9	4.3	4.0	4.4	-	west	17.9
2011/4/2 21:20	6.5	3.4	5.9	4.3	4.0	4.4	-	west	19.6
2011/4/2 21:30	6.5	3.4	5.9	4.3	4.0	4.4	-	west	19.3
2011/4/2 21:40	6.5	3.4	5.9	4.3	4.0	4.4	-	west	13.8
2011/4/2 21:50	6.4	3.4	5.9	4.3	4.0	4.4	-	west	12.8
2011/4/2 22:00	6.5	3.4	5.9	4.3	4.0	4.4	-	west	11.9
2011/4/2 22:10	6.4	3.4	6.0	4.3	4.0	4.4	-	west	11.0
2011/4/2 22:20	6.5	3.4	5.9	4.3	4.0	4.4	-	west-northwest	5.6
2011/4/2 22:30	6.4	3.4	5.9	4.3	4.0	4.4	-	west-northwest	7.4
2011/4/2 22:40	6.5	3.4	5.9	4.3	4.0	4.4	-	west-northwest	4.4
2011/4/2 22:50	6.4	3.4	5.9	4.3	4.0	4.4	-	west-northwest	3.5
2011/4/2 23:00	6.4	3.4	5.9	4.3	4.0	4.4	-	west	2.6
2011/4/2 23:10	6.4	3.4	5.9	4.3	4.0	4.4	-	west-northwest	3.8
2011/4/2 23:20	6.4	3.4	5.9	4.3	4.0	4.4	-	northwest	2.5
2011/4/2 23:30	6.4	3.4	5.9	4.3	4.0	4.4	-	north-northwest	1.4
2011/4/2 23:40	6.4	3.4	5.9	4.3	4.0	4.4	-	west-northwest	2.2
2011/4/2 23:50	6.4	3.4	5.9	4.3	4.0	4.4	-	northwest	2.7