




Monitoring data at Fukushima Daini Nuclear Power Station



 Newly added data
 Data in which values have been changed


 Data in which the number of significant figures has been changed

(November 19 ,2012)

| Date | (unit: $\mu\text{Sv/h}$) | | | | | | | (unit: m/s) | |
|---------------|---------------------------|------|------|------|------|------|------|-----------------------|---------------|
| | MP-1 | MP-2 | MP-3 | MP-4 | MP-5 | MP-6 | MP-7 | Wind Direction | Wind Velocity |
| 2011/4/1 0:00 | 7.3 | 3.8 | 6.7 | 4.9 | 4.6 | 5.8 | - | northwest | 6.8 |
| 2011/4/1 0:10 | 7.3 | 3.9 | 6.8 | 4.9 | 4.6 | 5.8 | - | northwest | 6.2 |
| 2011/4/1 0:20 | 7.3 | 3.8 | 6.7 | 4.9 | 4.6 | 5.8 | - | northwest | 5.6 |
| 2011/4/1 0:30 | 7.3 | 3.8 | 6.7 | 4.9 | 4.6 | 5.8 | - | northwest | 5.7 |
| 2011/4/1 0:40 | 7.3 | 3.9 | 6.7 | 4.9 | 4.6 | 5.9 | - | northwest | 4.8 |
| 2011/4/1 0:50 | 7.3 | 3.8 | 6.7 | 4.9 | 4.6 | 5.8 | - | northwest | 4.9 |
| 2011/4/1 1:00 | 7.3 | 3.9 | 6.7 | 4.9 | 4.6 | 5.8 | - | northwest | 4.7 |
| 2011/4/1 1:10 | 7.3 | 3.9 | 6.7 | 4.9 | 4.6 | 5.8 | - | northwest | 4.4 |
| 2011/4/1 1:20 | 7.3 | 3.8 | 6.7 | 4.8 | 4.6 | 5.8 | - | northwest | 5.0 |
| 2011/4/1 1:30 | 7.3 | 3.8 | 6.7 | 4.9 | 4.6 | 5.8 | - | northwest | 5.6 |
| 2011/4/1 1:40 | 7.3 | 3.8 | 6.7 | 4.9 | 4.6 | 5.8 | - | northwest | 5.4 |
| 2011/4/1 1:50 | 7.3 | 3.8 | 6.7 | 4.8 | 4.6 | 5.8 | - | northwest | 4.9 |
| 2011/4/1 2:00 | 7.3 | 3.8 | 6.7 | 4.8 | 4.6 | 5.8 | - | northwest | 4.3 |
| 2011/4/1 2:10 | 7.3 | 3.9 | 6.7 | 4.8 | 4.6 | 5.8 | - | northwest | 3.9 |
| 2011/4/1 2:20 | 7.3 | 3.8 | 6.7 | 4.8 | 4.6 | 5.8 | - | west-northwest | 3.6 |
| 2011/4/1 2:30 | 7.3 | 3.8 | 6.7 | 4.8 | 4.6 | 5.8 | - | northwest | 4.1 |
| 2011/4/1 2:40 | 7.3 | 3.8 | 6.7 | 4.8 | 4.6 | 5.8 | - | northwest | 4.7 |
| 2011/4/1 2:50 | 7.2 | 3.8 | 6.7 | 4.8 | 4.6 | 5.8 | - | northwest | 5.2 |
| 2011/4/1 3:00 | 7.2 | 3.8 | 6.7 | 4.8 | 4.6 | 5.8 | - | northwest | 5.0 |
| 2011/4/1 3:10 | 7.2 | 3.8 | 6.7 | 4.8 | 4.6 | 5.8 | - | northwest | 4.4 |
| 2011/4/1 3:20 | 7.3 | 3.8 | 6.7 | 4.8 | 4.6 | 5.8 | - | northwest | 4.7 |
| 2011/4/1 3:30 | 7.3 | 3.8 | 6.6 | 4.8 | 4.5 | 5.8 | - | northwest | 6.1 |
| 2011/4/1 3:40 | 7.2 | 3.8 | 6.6 | 4.8 | 4.5 | 5.8 | - | northwest | 5.1 |
| 2011/4/1 3:50 | 7.2 | 3.8 | 6.6 | 4.8 | 4.5 | 5.8 | - | northwest | 4.7 |
| 2011/4/1 4:00 | 7.2 | 3.8 | 6.6 | 4.8 | 4.6 | 5.8 | - | northwest | 4.0 |
| 2011/4/1 4:10 | 7.2 | 3.8 | 6.7 | 4.8 | 4.5 | 5.8 | - | northwest | 4.4 |
| 2011/4/1 4:20 | 7.2 | 3.8 | 6.6 | 4.8 | 4.6 | 5.8 | - | northwest | 5.0 |
| 2011/4/1 4:30 | 7.2 | 3.8 | 6.6 | 4.8 | 4.5 | 5.8 | - | northwest | 5.0 |
| 2011/4/1 4:40 | 7.2 | 3.8 | 6.6 | 4.8 | 4.5 | 5.8 | - | northwest | 5.1 |
| 2011/4/1 4:50 | 7.2 | 3.8 | 6.6 | 4.8 | 4.5 | 5.8 | - | northwest | 4.5 |
| 2011/4/1 5:00 | 7.2 | 3.8 | 6.6 | 4.8 | 4.5 | 5.8 | - | northwest | 4.5 |
| 2011/4/1 5:10 | 7.2 | 3.8 | 6.6 | 4.8 | 4.5 | 5.8 | - | northwest | 4.7 |
| 2011/4/1 5:20 | 7.2 | 3.8 | 6.6 | 4.8 | 4.5 | 5.8 | - | northwest | 4.6 |
| 2011/4/1 5:30 | 7.2 | 3.8 | 6.6 | 4.8 | 4.5 | 5.8 | - | northwest | 4.2 |
| 2011/4/1 5:40 | 7.2 | 3.8 | 6.6 | 4.8 | 4.5 | 5.7 | - | northwest | 4.2 |
| 2011/4/1 5:50 | 7.2 | 3.8 | 6.6 | 4.8 | 4.5 | 5.8 | - | northwest | 4.1 |
| 2011/4/1 6:00 | 7.2 | 3.8 | 6.6 | 4.8 | 4.5 | 5.8 | - | northwest | 3.5 |
| 2011/4/1 6:10 | 7.2 | 3.8 | 6.6 | 4.8 | 4.5 | 5.7 | - | northwest | 3.4 |
| 2011/4/1 6:20 | 7.2 | 3.8 | 6.6 | 4.8 | 4.5 | 5.8 | - | northwest | 4.1 |
| 2011/4/1 6:30 | 7.2 | 3.8 | 6.6 | 4.8 | 4.5 | 5.8 | - | northwest | 3.6 |
| 2011/4/1 6:40 | 7.2 | 3.8 | 6.6 | 4.8 | 4.5 | 5.7 | - | north-northwest | 3.3 |
| 2011/4/1 6:50 | 7.2 | 3.8 | 6.6 | 4.8 | 4.5 | 5.7 | - | northwest | 2.8 |
| 2011/4/1 7:00 | 7.2 | 3.8 | 6.6 | 4.8 | 4.5 | 5.7 | - | northwest | 2.9 |
| 2011/4/1 7:10 | 7.2 | 3.8 | 6.6 | 4.8 | 4.5 | 5.7 | - | west-northwest | 1.9 |
| 2011/4/1 7:20 | 7.2 | 3.8 | 6.6 | 4.8 | 4.5 | 5.7 | - | west-southwest | 0.5 |
| 2011/4/1 7:30 | 7.2 | 3.8 | 6.6 | 4.8 | 4.5 | 5.7 | - | west | 0.8 |
| 2011/4/1 7:40 | 7.2 | 3.8 | 6.6 | 4.8 | 4.5 | 5.7 | - | west-northwest | 0.5 |
| 2011/4/1 7:50 | 7.2 | 3.8 | 6.6 | 4.8 | 4.5 | 5.7 | - | north | 0.8 |
| 2011/4/1 8:00 | 7.1 | 3.8 | 6.6 | 4.8 | 4.5 | 5.7 | - | north-northwest | 0.8 |
| 2011/4/1 8:10 | 7.2 | 3.8 | 6.6 | 4.8 | 4.5 | 5.7 | - | north-northeast | 0.3 |

Monitoring data at Fukushima Daini Nuclear Power Station



 Newly added data
 Data in which values have been changed


 Data in which the number of significant figures has been changed

(November 19, 2012)

| Date | (unit: $\mu\text{Sv/h}$) | | | | | | | (unit: m/s) | |
|----------------|---------------------------|------|------|------|------|------|------|-----------------|---------------|
| | MP-1 | MP-2 | MP-3 | MP-4 | MP-5 | MP-6 | MP-7 | Wind Direction | Wind Velocity |
| 2011/4/1 8:20 | 7.1 | 3.8 | 6.6 | 4.8 | 4.5 | 5.7 | - | east-northeast | 0.8 |
| 2011/4/1 8:30 | 7.1 | 3.8 | 6.6 | 4.8 | 4.5 | 5.7 | - | east-southeast | 1.6 |
| 2011/4/1 8:40 | 7.2 | 3.8 | 6.6 | 4.8 | 4.5 | 5.7 | - | east | 2.5 |
| 2011/4/1 8:50 | 7.1 | 3.8 | 6.5 | 4.8 | 4.5 | 5.7 | - | east | 2.9 |
| 2011/4/1 9:00 | 7.1 | 3.8 | 6.6 | 4.8 | 4.5 | 5.7 | - | east-southeast | 2.7 |
| 2011/4/1 9:10 | 7.2 | 3.8 | 6.5 | 4.8 | 4.5 | 5.7 | - | east | 3.6 |
| 2011/4/1 9:20 | 7.1 | 3.8 | 6.6 | 4.7 | 4.5 | 5.7 | - | east-southeast | 3.6 |
| 2011/4/1 9:30 | 7.3 | 3.8 | 6.6 | 4.8 | 4.5 | 5.7 | - | southeast | 3.3 |
| 2011/4/1 9:40 | 7.2 | 3.9 | 6.6 | 4.8 | 4.5 | 5.7 | - | east-southeast | 3.5 |
| 2011/4/1 9:50 | 7.2 | 3.9 | 6.7 | 4.8 | 4.5 | 5.8 | - | east-southeast | 3.5 |
| 2011/4/1 10:00 | 7.2 | 3.8 | 6.6 | 4.8 | 4.6 | 5.8 | - | east-southeast | 4.1 |
| 2011/4/1 10:10 | 7.2 | 3.8 | 6.6 | 4.8 | 4.5 | 5.8 | - | southeast | 3.3 |
| 2011/4/1 10:20 | 7.2 | 3.8 | 6.6 | 4.8 | 4.5 | 5.7 | - | southeast | 3.3 |
| 2011/4/1 10:30 | 7.2 | 3.8 | 6.6 | 4.8 | 4.5 | 5.7 | - | east-southeast | 2.5 |
| 2011/4/1 10:40 | 7.1 | 3.8 | 6.6 | 4.8 | 4.5 | 5.7 | - | east-southeast | 2.5 |
| 2011/4/1 10:50 | 7.1 | 3.8 | 6.6 | 4.7 | 4.5 | 5.7 | - | southeast | 3.3 |
| 2011/4/1 11:00 | 7.1 | 3.8 | 6.5 | 4.7 | 4.5 | 5.7 | - | east-southeast | 3.1 |
| 2011/4/1 11:10 | 7.1 | 3.7 | 6.5 | 4.7 | 4.4 | 5.7 | - | east-southeast | 3.8 |
| 2011/4/1 11:20 | 7.1 | 3.8 | 6.5 | 4.7 | 4.4 | 5.7 | - | east-southeast | 2.4 |
| 2011/4/1 11:30 | 7.1 | 3.7 | 6.5 | 4.7 | 4.4 | 5.7 | - | southeast | 3.4 |
| 2011/4/1 11:40 | 7.1 | 3.8 | 6.5 | 4.7 | 4.5 | 5.7 | - | southeast | 4.2 |
| 2011/4/1 11:50 | 7.1 | 3.8 | 6.6 | 4.8 | 4.5 | 5.7 | - | southeast | 3.0 |
| 2011/4/1 12:00 | 7.1 | 3.8 | 6.6 | 4.7 | 4.5 | 5.7 | 3 | southeast | 2.5 |
| 2011/4/1 12:10 | 7.1 | 3.8 | 6.6 | 4.7 | 4.5 | 5.7 | - | south-southeast | 2.5 |
| 2011/4/1 12:20 | 7.1 | 3.8 | 6.5 | 4.7 | 4.4 | 5.7 | - | south-southeast | 3.8 |
| 2011/4/1 12:30 | 7.1 | 3.8 | 6.5 | 4.7 | 4.4 | 5.7 | - | south-southeast | 4.9 |
| 2011/4/1 12:40 | 7.1 | 3.7 | 6.5 | 4.7 | 4.4 | 5.7 | - | south-southeast | 4.3 |
| 2011/4/1 12:50 | 7.1 | 3.8 | 6.5 | 4.7 | 4.4 | 5.7 | - | southeast | 5.1 |
| 2011/4/1 13:00 | 7.1 | 3.8 | 6.5 | 4.7 | 4.4 | 5.7 | - | south-southeast | 5.4 |
| 2011/4/1 13:10 | 7.1 | 3.7 | 6.5 | 4.7 | 4.4 | 5.7 | - | southeast | 4.1 |
| 2011/4/1 13:20 | 7.1 | 3.7 | 6.5 | 4.7 | 4.4 | 5.7 | - | southeast | 3.7 |
| 2011/4/1 13:30 | 7.1 | 3.8 | 6.5 | 4.7 | 4.4 | 5.7 | - | east | 3.1 |
| 2011/4/1 13:40 | 7.1 | 3.7 | 6.5 | 4.7 | 4.4 | 5.7 | - | south-southeast | 6.1 |
| 2011/4/1 13:50 | 7.1 | 3.7 | 6.5 | 4.7 | 4.4 | 5.7 | - | south | 9.8 |
| 2011/4/1 14:00 | 7.1 | 3.7 | 6.5 | 4.7 | 4.4 | 5.7 | - | south | 9.1 |
| 2011/4/1 14:10 | 7.1 | 3.7 | 6.5 | 4.7 | 4.4 | 5.7 | - | south | 9.3 |
| 2011/4/1 14:20 | 7.1 | 3.7 | 6.5 | 4.7 | 4.4 | 5.7 | - | south | 9.9 |
| 2011/4/1 14:30 | 7.1 | 3.7 | 6.5 | 4.7 | 4.4 | 5.7 | - | south | 9.4 |
| 2011/4/1 14:40 | 7.0 | 3.7 | 6.5 | 4.7 | 4.4 | 5.7 | - | south | 11.7 |
| 2011/4/1 14:50 | 7.1 | 3.7 | 6.4 | 4.7 | 4.4 | 5.7 | - | south | 12.6 |

Monitoring data at Fukushima Daini Nuclear Power Station

 Newly added data
 Data in which values have been changed

 Data in which the number of significant figures has been changed
 (November 19, 2012)

| Date | (unit: $\mu\text{Sv/h}$) | | | | | | | (unit: m/s) | |
|----------------|---------------------------|------|------|------|------|------|------|-----------------|---------------|
| | MP-1 | MP-2 | MP-3 | MP-4 | MP-5 | MP-6 | MP-7 | Wind Direction | Wind Velocity |
| 2011/4/1 15:00 | 7.1 | 3.7 | 6.5 | 4.7 | 4.4 | 5.7 | - | south-southeast | 10.2 |
| 2011/4/1 15:10 | 7.1 | 3.7 | 6.5 | 4.7 | 4.4 | 5.7 | - | south | 11.3 |
| 2011/4/1 15:20 | 7.0 | 3.7 | 6.5 | 4.7 | 4.4 | 5.7 | - | south | 11.8 |
| 2011/4/1 15:30 | 7.0 | 3.7 | 6.4 | 4.7 | 4.4 | 5.7 | - | south | 10.4 |
| 2011/4/1 15:40 | 7.1 | 3.7 | 6.4 | 4.7 | 4.4 | 5.7 | - | south | 10.5 |
| 2011/4/1 15:50 | 7.0 | 3.7 | 6.5 | 4.7 | 4.4 | 5.7 | - | south | 12.6 |
| 2011/4/1 16:00 | 7.0 | 3.7 | 6.4 | 4.7 | 4.4 | 5.7 | - | south | 13.0 |
| 2011/4/1 16:10 | 7.0 | 3.7 | 6.5 | 4.7 | 4.4 | 5.7 | - | south | 10.8 |
| 2011/4/1 16:20 | 7.0 | 3.7 | 6.4 | 4.7 | 4.4 | 5.7 | - | south | 13.2 |
| 2011/4/1 16:30 | 7.0 | 3.7 | 6.4 | 4.7 | 4.4 | 5.6 | - | south | 11.8 |
| 2011/4/1 16:40 | 7.0 | 3.7 | 6.4 | 4.7 | 4.4 | 5.7 | - | south | 11.3 |
| 2011/4/1 16:50 | 7.0 | 3.7 | 6.4 | 4.7 | 4.4 | 5.7 | - | south | 11.9 |
| 2011/4/1 17:00 | 7.0 | 3.7 | 6.4 | 4.6 | 4.4 | 5.7 | - | south | 11.9 |
| 2011/4/1 17:10 | 7.0 | 3.7 | 6.4 | 4.6 | 4.4 | 5.6 | - | south | 13.0 |
| 2011/4/1 17:20 | 7.0 | 3.7 | 6.4 | 4.7 | 4.4 | 5.7 | - | south | 11.9 |
| 2011/4/1 17:30 | 7.0 | 3.7 | 6.4 | 4.7 | 4.4 | 5.7 | - | south | 10.6 |
| 2011/4/1 17:40 | 7.0 | 3.7 | 6.4 | 4.7 | 4.4 | 5.6 | - | south-southwes | 11.2 |
| 2011/4/1 17:50 | 7.0 | 3.7 | 6.4 | 4.6 | 4.4 | 5.6 | - | south-southwes | 11.6 |
| 2011/4/1 18:00 | 7.0 | 3.7 | 6.4 | 4.6 | 4.3 | 5.7 | - | south | 11.5 |
| 2011/4/1 18:10 | 7.0 | 3.7 | 6.4 | 4.6 | 4.3 | 5.6 | - | south | 11.4 |
| 2011/4/1 18:20 | 7.0 | 3.7 | 6.4 | 4.6 | 4.4 | 5.6 | - | south-southwes | 9.9 |
| 2011/4/1 18:30 | 7.0 | 3.7 | 6.4 | 4.6 | 4.3 | 5.6 | - | south-southwes | 11.1 |
| 2011/4/1 18:40 | 7.0 | 3.7 | 6.4 | 4.6 | 4.4 | 5.6 | - | south-southwes | 11.5 |
| 2011/4/1 18:50 | 7.0 | 3.7 | 6.4 | 4.6 | 4.3 | 5.6 | - | south-southwes | 9.4 |
| 2011/4/1 19:00 | 6.9 | 3.7 | 6.4 | 4.6 | 4.3 | 5.7 | - | south-southwes | 8.8 |
| 2011/4/1 19:10 | 7.0 | 3.7 | 6.4 | 4.6 | 4.3 | 5.7 | - | south-southwes | 8.0 |
| 2011/4/1 19:20 | 6.9 | 3.7 | 6.4 | 4.6 | 4.3 | 5.6 | - | south-southwes | 9.3 |
| 2011/4/1 19:30 | 7.0 | 3.7 | 6.4 | 4.6 | 4.3 | 5.6 | - | south-southwes | 9.6 |
| 2011/4/1 19:40 | 7.0 | 3.7 | 6.4 | 4.6 | 4.3 | 5.6 | - | south-southwes | 11.6 |
| 2011/4/1 19:50 | 7.0 | 3.7 | 6.4 | 4.6 | 4.3 | 5.6 | - | south-southwes | 11.4 |
| 2011/4/1 20:00 | 6.9 | 3.7 | 6.4 | 4.6 | 4.4 | 5.6 | - | south-southwes | 11.1 |
| 2011/4/1 20:10 | 6.9 | 3.7 | 6.4 | 4.6 | 4.3 | 5.6 | - | south-southwes | 12.5 |
| 2011/4/1 20:20 | 6.9 | 3.7 | 6.4 | 4.6 | 4.3 | 5.6 | - | south-southwes | 10.4 |
| 2011/4/1 20:30 | 6.9 | 3.7 | 6.4 | 4.6 | 4.3 | 5.6 | - | south-southwes | 9.7 |
| 2011/4/1 20:40 | 6.9 | 3.7 | 6.3 | 4.6 | 4.3 | 5.6 | - | south | 10.2 |
| 2011/4/1 20:50 | 6.9 | 3.7 | 6.4 | 4.6 | 4.3 | 5.6 | - | south | 10.3 |
| 2011/4/1 21:00 | 6.9 | 3.7 | 6.4 | 4.6 | 4.3 | 5.6 | - | south | 10.4 |
| 2011/4/1 21:10 | 6.9 | 3.7 | 6.4 | 4.6 | 4.3 | 5.6 | - | south-southwes | 9.4 |
| 2011/4/1 21:20 | 6.9 | 3.7 | 6.3 | 4.6 | 4.3 | 5.6 | - | south-southwes | 9.6 |

Monitoring data at Fukushima Daini Nuclear Power Station

Newly added data
 Data in which values have been changed

Data in which the number of significant figures has been changed
 (November 19 ,2012)

| Date | (unit: μ Sv / h) | | | | | | | (unit: m / s) | |
|----------------|----------------------|------|------|------|------|------|------|----------------|---------------|
| | MP-1 | MP-2 | MP-3 | MP-4 | MP-5 | MP-6 | MP-7 | Wind Direction | Wind Velocity |
| 2011/4/1 21:30 | 6.9 | 3.7 | 6.4 | 4.6 | 4.3 | 5.6 | - | south-southwes | 10.8 |
| 2011/4/1 21:40 | 6.9 | 3.7 | 6.3 | 4.6 | 4.3 | 5.6 | - | south-southwes | 11.9 |
| 2011/4/1 21:50 | 6.9 | 3.7 | 6.3 | 4.6 | 4.3 | 5.6 | - | south-southwes | 12.6 |
| 2011/4/1 22:00 | 6.9 | 3.7 | 6.4 | 4.6 | 4.3 | 5.6 | - | south-southwes | 12.5 |
| 2011/4/1 22:10 | 6.9 | 3.7 | 6.3 | 4.6 | 4.3 | 5.6 | - | south-southwes | 11.9 |
| 2011/4/1 22:20 | 6.9 | 3.7 | 6.3 | 4.6 | 4.3 | 5.6 | - | south-southwes | 10.5 |
| 2011/4/1 22:30 | 6.9 | 3.7 | 6.3 | 4.6 | 4.3 | 5.6 | - | south-southwes | 10.4 |
| 2011/4/1 22:40 | 6.9 | 3.6 | 6.3 | 4.6 | 4.3 | 5.6 | - | southwes | 9.7 |
| 2011/4/1 22:50 | 6.9 | 3.6 | 6.3 | 4.6 | 4.3 | 5.6 | - | south-southwes | 10.8 |
| 2011/4/1 23:00 | 6.9 | 3.7 | 6.3 | 4.6 | 4.3 | 5.6 | - | southwes | 9.4 |
| 2011/4/1 23:10 | 6.9 | 3.7 | 6.3 | 4.6 | 4.3 | 5.6 | - | southwes | 8.5 |
| 2011/4/1 23:20 | 6.9 | 3.6 | 6.3 | 4.6 | 4.3 | 5.6 | - | southwes | 8.7 |
| 2011/4/1 23:30 | 6.9 | 3.6 | 6.3 | 4.6 | 4.3 | 5.6 | - | southwes | 6.7 |
| 2011/4/1 23:40 | 6.9 | 3.7 | 6.3 | 4.6 | 4.3 | 5.6 | - | west-southwes | 5.8 |
| 2011/4/1 23:50 | 6.9 | 3.6 | 6.3 | 4.6 | 4.3 | 5.6 | - | west-southwes | 7.4 |