




## Monitoring data at Fukushima Daini Nuclear Power Station

 Newly added data

 Data in which values have been changed

 Data in which the number of significant figures has been changed

(November 19, 2012)

Date	(unit: $\mu\text{Sv/h}$ )							(unit: $\text{m/s}$ )	
	MP-1	MP-2	MP-3	MP-4	MP-5	MP-6	MP-7	Wind Direction	Wind Velocity
2011/3/30 0:00	8.2	4.4	7.8	6.0	5.4	6.6	-	west-northwest	6.0
2011/3/30 0:10	8.2	4.4	7.8	6.0	5.4	6.6	-	west-northwest	7.2
2011/3/30 0:20	8.2	4.4	7.7	6.0	5.4	6.6	-	west-northwest	7.6
2011/3/30 0:30	8.4	4.5	7.8	6.0	5.4	6.6	-	northwest	2.9
2011/3/30 0:40	8.3	4.4	7.8	6.0	5.4	6.6	-	north	4.5
2011/3/30 0:50	8.3	4.5	7.8	6.0	5.4	6.6	-	north-northwest	3.0
2011/3/30 1:00	8.9	4.9	8.1	6.1	5.4	6.7	-	north-northwest	1.8
2011/3/30 1:10	8.4	4.7	7.9	6.3	5.9	6.9	-	north-northeast	3.2
2011/3/30 1:20	8.3	4.6	7.9	6.2	5.5	6.8	-	northeast	2.5
2011/3/30 1:30	8.4	4.5	7.9	6.1	5.5	6.7	-	north-northeast	2.1
2011/3/30 1:40	8.3	4.5	7.8	6.1	5.5	6.7	-	north-northeast	2.6
2011/3/30 1:50	8.3	4.5	7.8	6.1	5.5	6.7	-	north-northeast	1.6
2011/3/30 2:00	8.3	4.5	7.8	6.1	5.6	6.8	-	north-northwest	0.1
2011/3/30 2:10	8.3	4.5	7.8	6.1	5.7	6.7	-	southwest	0.8
2011/3/30 2:20	8.4	4.6	7.8	6.1	5.5	6.7	-	west-southwest	1.4
2011/3/30 2:30	8.3	4.4	7.8	6.0	5.4	6.6	-	southwest	2.7
2011/3/30 2:40	8.3	4.4	7.7	6.0	5.4	6.6	-	west-southwest	3.0
2011/3/30 2:50	8.3	4.4	7.8	6.0	5.4	6.6	-	southwest	3.0
2011/3/30 3:00	8.3	4.4	7.8	6.0	5.4	6.6	-	south-southwest	1.8
2011/3/30 3:10	8.3	4.4	7.7	6.0	5.4	6.6	-	south	1.3
2011/3/30 3:20	8.3	4.5	7.7	6.0	5.5	6.6	-	south-southwest	1.4
2011/3/30 3:30	8.4	4.5	7.7	6.0	5.5	6.6	-	south	1.5
2011/3/30 3:40	8.5	4.6	7.8	6.1	5.5	6.6	-	south-southeast	3.2
2011/3/30 3:50	8.4	4.6	7.8	6.1	5.6	6.7	-	southeast	2.7
2011/3/30 4:00	8.3	4.6	7.8	6.1	5.5	6.6	-	east-southeast	1.5
2011/3/30 4:10	8.4	4.7	7.8	6.0	5.4	6.6	-	southeast	1.0
2011/3/30 4:20	8.3	4.5	7.7	6.0	5.3	6.5	-	southeast	0.8
2011/3/30 4:30	8.2	4.4	7.7	5.9	5.3	6.5	-	south	3.0
2011/3/30 4:40	8.2	4.4	7.7	5.9	5.4	6.5	-	south	2.2
2011/3/30 4:50	8.2	4.3	7.6	5.9	5.4	6.5	-	south	1.6
2011/3/30 5:00	8.2	4.4	7.6	5.9	5.3	6.5	-	south-southwest	2.3
2011/3/30 5:10	8.2	4.3	7.7	5.9	5.3	6.5	-	southeast	1.7
2011/3/30 5:20	8.2	4.4	7.7	5.9	5.3	6.5	-	east-southeast	1.6
2011/3/30 5:30	8.2	4.4	7.7	5.9	5.3	6.5	-	east-southeast	1.3
2011/3/30 5:40	8.1	4.3	7.7	5.9	5.3	6.5	-	east	1.4
2011/3/30 5:50	8.2	4.3	7.6	5.9	5.3	6.5	-	east	1.4
2011/3/30 6:00	8.1	4.3	7.7	5.9	5.3	6.5	-	east-northeast	1.1


## Monitoring data at Fukushima Daini Nuclear Power Station


Newly added data  
Data in which values have been changed


Data in which the number of significant figures has been changed  
(November 19, 2012)

Date	(unit: $\mu\text{Sv/h}$ )							(unit: $\text{m/s}$ )	
	MP-1	MP-2	MP-3	MP-4	MP-5	MP-6	MP-7	Wind Direction	Wind Velocity
2011/3/30 6:10	8.2	4.3	7.6	5.9	5.3	6.5	-	east-northeast	0.8
2011/3/30 6:20	8.2	4.3	7.6	5.9	5.3	6.5	-	northeast	0.8
2011/3/30 6:30	8.1	4.4	7.6	5.9	5.3	6.5	-	north-northeast	0.6
2011/3/30 6:40	8.1	4.4	7.6	5.9	5.3	6.5	-	northwest	0.5
2011/3/30 6:50	8.1	4.3	7.6	5.9	5.3	6.5	-	north	0.4
2011/3/30 7:00	8.1	4.4	7.7	5.9	5.3	6.5	-	north-northeast	0.3
2011/3/30 7:10	8.1	4.4	7.7	5.9	5.3	6.5	-	west-southwest	0.3
2011/3/30 7:20	8.1	4.4	7.6	5.9	5.3	6.5	-	southwest	0.4
2011/3/30 7:30	8.2	4.4	7.7	5.9	5.3	6.5	-	northeast	0.5
2011/3/30 7:40	8.2	4.4	7.7	5.9	5.3	6.5	-	northeast	1.0
2011/3/30 7:50	8.1	4.4	7.7	5.9	5.3	6.5	-	northeast	0.7
2011/3/30 8:00	8.2	4.4	7.7	5.9	5.3	6.5	-	east-northeast	1.4
2011/3/30 8:10	8.1	4.4	7.7	5.9	5.3	6.5	-	east-northeast	1.5
2011/3/30 8:20	8.1	4.4	7.6	5.9	5.3	6.5	-	northeast	1.3
2011/3/30 8:30	8.4	4.6	7.8	5.9	5.3	6.5	-	north-northeast	1.4
2011/3/30 8:40	8.4	4.6	7.8	6.0	5.4	6.5	-	northeast	1.6
2011/3/30 8:50	8.6	4.8	8.1	6.3	5.7	6.6	-	east-northeast	2.3
2011/3/30 9:00	8.5	4.9	8.3	6.4	5.8	6.7	-	northeast	2
2011/3/30 9:10	8.2	4.4	7.9	6.1	5.6	6.6	-	east-northeast	2.2
2011/3/30 9:20	8.4	4.6	7.8	5.9	5.4	6.6	-	east	0.7
2011/3/30 9:30	8.5	4.7	7.8	6.0	5.5	6.7	-	east	3.8
2011/3/30 9:40	8.4	4.7	8.0	6.1	5.4	6.7	-	east	1.2
2011/3/30 9:50	8.4	4.6	7.8	6.0	5.4	6.7	-	east	1.3
2011/3/30 10:00	8.4	4.6	7.8	6.1	5.5	6.8	-	east	2
2011/3/30 10:10	8.4	4.6	7.8	6.0	5.4	6.7	-	east	3.8
2011/3/30 10:20	8.4	4.6	7.9	6.1	5.5	6.8	-	east	3.5
2011/3/30 10:30	8.4	4.7	7.9	6.2	5.7	6.9	-	east	3.7
2011/3/30 10:40	8.2	4.4	7.8	6.2	5.7	7.0	-	east-southeast	3.0
2011/3/30 10:50	8.1	4.4	7.7	6.1	5.5	6.8	-	southeast	2.4
2011/3/30 11:00	8.2	4.4	7.7	6.0	5.4	6.8	-	southeast	2.7
2011/3/30 11:10	8.1	4.4	7.7	6.0	5.3	6.8	-	southeast	2.2
2011/3/30 11:20	8.2	4.4	7.7	6.1	5.4	6.7	-	southeast	2.2
2011/3/30 11:30	8.2	4.4	7.6	5.9	5.3	6.6	-	southeast	2.5
2011/3/30 11:40	8.2	4.4	7.6	6.0	5.3	6.6	-	southeast	2.6
2011/3/30 11:50	8.1	4.4	7.6	6.0	5.4	6.7	-	southeast	2
2011/3/30 12:00	8.2	4.5	7.7	6.1	5.5	6.9	3.75	southeast	2
2011/3/30 12:10	8.3	4.5	7.8	6.0	5.5	6.8	-	south-southeast	1.9
2011/3/30 12:20	8.1	4.4	7.6	5.9	5.3	6.6	-	southeast	1.1
2011/3/30 12:30	8.1	4.3	7.6	5.9	5.3	6.6	-	southeast	2.2
2011/3/30 12:40	8.1	4.3	7.6	5.8	5.3	6.6	-	south-southeast	1.9
2011/3/30 12:50	8.1	4.3	7.6	5.9	5.3	6.6	-	southeast	2.4
2011/3/30 13:00	8.1	4.3	7.6	5.8	5.2	6.6	-	east-southeast	2.8
2011/3/30 13:10	8.0	4.3	7.6	5.9	5.2	6.6	-	east-southeast	1.2
2011/3/30 13:20	8.1	4.3	7.6	5.8	5.2	6.6	-	southeast	1.1

## Monitoring data at Fukushima Daini Nuclear Power Station

 Newly added data


 Data in which values have been changed


 Data in which the number of significant figures has been changed


(November 19 ,2012)

Date	(unit: $\mu\text{Sv/h}$ )							(unit: $\text{m/s}$ )	
	MP-1	MP-2	MP-3	MP-4	MP-5	MP-6	MP-7	Wind Direction	Wind Velocity
2011/3/30 13:30	8.0	4.3	7.6	5.8	5.2	6.5	-	southeast	2.7
2011/3/30 13:40	8.0	4.3	7.6	5.8	5.2	6.5	-	east-southeast	2.1
2011/3/30 13:50	8.0	4.3	7.5	5.8	5.2	6.5	-	southeast	1.4
2011/3/30 14:00	8.0	4.3	7.6	5.8	5.2	6.5	-	southeast	0.6
2011/3/30 14:10	8.0	4.3	7.5	5.8	5.2	6.5	-	southeast	1.1
2011/3/30 14:20	8.0	4.3	7.5	5.8	5.2	6.5	-	east-southeast	0.8
2011/3/30 14:30	8.0	4.3	7.5	5.8	5.2	6.5	-	south-southwes	2
2011/3/30 14:40	8.0	4.3	7.5	5.8	5.2	6.5	-	south-southwes	0.8
2011/3/30 14:50	8.0	4.3	7.5	5.8	5.2	6.5	-	southwes	0.5
2011/3/30 15:00	8.0	4.3	7.5	5.8	5.2	6.5	-	north-northeast	0
2011/3/30 15:10	8.0	4.3	7.5	5.8	5.1	6.5	-	southeast	0.4
2011/3/30 15:20	8.0	4.3	7.5	5.8	5.2	6.5	-	northeast	1.3
2011/3/30 15:30	8.0	4.2	7.5	5.8	5.2	6.5	-	northwest	0.7
2011/3/30 15:40	8.0	4.2	7.5	5.8	5.2	6.4	-	west	0.1
2011/3/30 15:50	7.9	4.2	7.5	5.8	5.2	6.5	-	south-southeast	0.7
2011/3/30 16:00	8.0	4.2	7.5	5.8	5.2	6.5	-	south-southeast	1.4
2011/3/30 16:10	7.9	4.2	7.5	5.8	5.2	6.5	-	south-southwes	1.9
2011/3/30 16:20	8.0	4.2	7.4	5.8	5.1	6.4	-	south	2.2
2011/3/30 16:30	7.9	4.2	7.5	5.8	5.1	6.5	-	south	1.4
2011/3/30 16:40	7.9	4.2	7.4	5.8	5.2	6.4	-	southwes	1.5
2011/3/30 16:50	7.9	4.2	7.5	5.7	5.2	6.4	-	southwes	1.6
2011/3/30 17:00	7.9	4.2	7.4	5.7	5.2	6.4	-	south-southwes	1.6
2011/3/30 17:10	7.9	4.2	7.4	5.7	5.1	6.4	-	southwes	0.8
2011/3/30 17:20	7.9	4.2	7.4	5.7	5.1	6.4	-	southeast	0.8
2011/3/30 17:30	7.9	4.2	7.4	5.7	5.1	6.4	-	south-southeast	2.1
2011/3/30 17:40	7.9	4.2	7.4	5.7	5.1	6.4	-	south	2.3
2011/3/30 17:50	7.9	4.2	7.4	5.7	5.1	6.4	-	southwes	0.6
2011/3/30 18:00	7.9	4.2	7.4	5.7	5.1	6.4	-	west-southwes	1.4
2011/3/30 18:10	7.9	4.2	7.4	5.7	5.1	6.4	-	south-southwes	1.1
2011/3/30 18:20	7.9	4.2	7.4	5.7	5.1	6.4	-	south-southeast	0.7
2011/3/30 18:30	7.8	4.2	7.4	5.7	5.1	6.4	-	southwes	2.3
2011/3/30 18:40	7.9	4.2	7.4	5.7	5.1	6.4	-	south-southeast	1.5
2011/3/30 18:50	7.9	4.2	7.4	5.7	5.1	6.4	-	south-southeast	1.4
2011/3/30 19:00	7.9	4.2	7.4	5.7	5.1	6.3	-	southeast	0.83
2011/3/30 19:10	7.8	4.2	7.4	5.7	5.1	6.3	-	east-southeast	0.2
2011/3/30 19:20	7.8	4.2	7.4	5.7	5.1	6.4	-	northeast	0.1
2011/3/30 19:30	7.8	4.1	7.3	5.7	5.1	6.3	-	south	0.5
2011/3/30 19:40	7.8	4.1	7.3	5.6	5.0	6.3	-	east-southeast	0.6
2011/3/30 19:50	7.8	4.1	7.3	5.6	5.0	6.3	-	east-southeast	0.7
2011/3/30 20:00	7.8	4.1	7.3	5.6	5.0	6.3	-	northeast	1.3

## Monitoring data at Fukushima Daini Nuclear Power Station

 Newly added data

 Data in which values have been changed

 Data in which the number of significant figures has been changed

(November 19 ,2012)

Date	(unit: $\mu$ Sv / h)							(unit: m / s)	
	MP-1	MP-2	MP-3	MP-4	MP-5	MP-6	MP-7	Wind Direction	Wind Velocity
2011/3/30 20:10	7.8	4.1	7.3	5.6	5.0	6.3	-	north-northeast	2.9
2011/3/30 20:20	7.7	4.1	7.3	5.6	5.0	6.3	-	north	4.1
2011/3/30 20:30	7.8	4.1	7.3	5.6	5.0	6.3	-	north-northwest	4.6
2011/3/30 20:40	7.8	4.1	7.3	5.6	5.0	6.3	-	north-northwest	4.9
2011/3/30 20:50	7.8	4.1	7.3	5.6	5.0	6.2	-	north	5.4
2011/3/30 21:00	7.8	4.1	7.2	5.6	5.0	6.2	-	north	4.5
2011/3/30 21:10	7.7	4.1	7.2	5.6	4.9	6.2	-	north-northeast	5.3
2011/3/30 21:20	7.8	4.1	7.3	5.6	4.9	6.2	-	north	3.7
2011/3/30 21:30	7.8	4.1	7.3	5.6	5.0	6.2	-	north	4.7
2011/3/30 21:40	7.8	4.1	7.3	5.6	5.0	6.2	-	north-northeast	4.3
2011/3/30 21:50	7.7	4.1	7.2	5.6	4.9	6.2	-	north	4.5
2011/3/30 22:00	7.7	4.1	7.2	5.5	4.9	6.1	-	north	4.4
2011/3/30 22:10	7.7	4.1	7.2	5.5	4.9	6.1	-	north	3.6
2011/3/30 22:20	7.7	4.0	7.2	5.5	4.9	6.1	-	north	3.1
2011/3/30 22:30	7.9	4.1	7.2	5.5	4.9	6.1	-	north	3.2
2011/3/30 22:40	8.4	4.4	7.2	5.7	5.0	6.3	-	north	3.0
2011/3/30 22:50	8.0	4.4	7.4	5.7	5.1	6.3	-	north-northeast	3.5
2011/3/30 23:00	7.8	4.1	7.3	5.6	5.0	6.2	-	north-northeast	4.1
2011/3/30 23:10	7.8	4.1	7.2	5.6	4.9	6.2	-	north-northeast	3.9
2011/3/30 23:20	7.7	4.1	7.2	5.5	4.9	6.2	-	north-northeast	3.6
2011/3/30 23:30	7.7	4.1	7.2	5.5	4.9	6.1	-	north-northeast	3.5
2011/3/30 23:40	7.7	4.1	7.2	5.6	4.9	6.2	-	north	4.9
2011/3/30 23:50	7.7	4.1	7.2	5.6	5.0	6.1	-	north	4.7