

Monitoring data at Fukushima Daini Nuclear Power Station

Newly added data
Data in which values have been changed

Data in which the number of significant figures has been changed

(November 19, 2012)

Date	(unit: $\mu\text{Sv/h}$)							(unit: m/s)	
	MP-1	MP-2	MP-3	MP-4	MP-5	MP-6	MP-7	Wind Direction	Wind Velocity
2011/3/28 0:00	9.4	5.4	9.0	6.8	6.2	7.4	-	north	3.6
2011/3/28 0:10	9.5	5.4	8.9	6.8	6.2	7.4	-	north	4.2
2011/3/28 0:20	9.4	5.4	8.9	6.8	6.2	7.4	-	north	4.2
2011/3/28 0:30	9.4	5.3	8.9	6.8	6.2	7.4	-	north-northwest	3.5
2011/3/28 0:40	9.4	5.4	8.9	6.8	6.2	7.4	-	west-northwest	5.4
2011/3/28 0:50	9.5	5.4	8.9	6.8	6.2	7.4	-	northwest	4.1
2011/3/28 1:00	9.4	5.4	8.9	6.8	6.2	7.4	-	west-northwest	5.2
2011/3/28 1:10	9.4	5.3	8.9	6.8	6.2	7.3	-	northwest	3.7
2011/3/28 1:20	9.4	5.3	8.9	6.8	6.2	7.4	-	northwest	2.9
2011/3/28 1:30	9.4	5.3	8.9	6.8	6.8	7.4	-	west-northwest	2.7
2011/3/28 1:40	9.4	5.0	8.8	6.8	6.2	7.4	-	west-northwest	4.6
2011/3/28 1:50	9.4	5.0	8.9	6.8	6.2	7.4	-	northwest	3.9
2011/3/28 2:00	9.4	5.0	8.9	6.7	6.2	7.4	-	northwest	4.0
2011/3/28 2:10	9.4	5.0	8.9	6.8	6.2	7.3	-	north-northwest	3.3
2011/3/28 2:20	9.3	5.0	8.9	6.7	6.2	7.3	-	north-northwest	4.8
2011/3/28 2:30	9.4	5.0	8.9	6.8	6.2	7.4	-	north-northwest	5.4
2011/3/28 2:40	9.4	5.0	8.9	6.8	6.2	7.3	-	north-northwest	4.1
2011/3/28 2:50	9.4	5.0	8.9	6.7	6.2	7.3	-	north-northwest	4.3
2011/3/28 3:00	9.3	5.0	8.8	6.8	6.2	7.3	-	north-northwest	3.1
2011/3/28 3:10	9.3	5.0	8.9	6.7	6.2	7.3	-	north-northwest	3.0
2011/3/28 3:20	9.3	5.0	8.9	6.7	6.2	7.3	-	north-northwest	2.5
2011/3/28 3:30	9.3	5.0	8.8	6.8	6.2	7.3	-	north-northwest	1.4
2011/3/28 3:40	9.3	5.0	8.9	6.7	6.2	7.3	-	north	0.9
2011/3/28 3:50	9.3	5.0	8.8	6.7	6.2	7.3	-	north	0.8
2011/3/28 4:00	9.3	5.0	8.8	6.7	6.2	7.3	-	west	6.4
2011/3/28 4:10	9.3	5.0	8.8	6.7	6.1	7.3	-	west-northwest	3.5
2011/3/28 4:20	9.3	5.0	8.8	6.7	6.2	7.3	-	west-northwest	2.1
2011/3/28 4:30	9.3	5.0	8.8	6.7	6.1	7.3	-	northwest	0.6
2011/3/28 4:40	9.3	5.0	8.8	6.7	6.1	7.3	-	west-northwest	1.3
2011/3/28 4:50	9.3	5.0	8.8	6.7	6.1	7.3	-	west-northwest	1.6
2011/3/28 5:00	9.3	5.0	8.8	6.7	6.1	7.3	-	west-northwest	0.9
2011/3/28 5:10	9.3	5.0	8.8	6.7	6.1	7.3	-	west	2.2
2011/3/28 5:20	9.3	5.0	8.8	6.7	6.1	7.3	-	west	3.8
2011/3/28 5:30	9.3	5.0	8.8	6.7	6.1	7.2	-	west	2.4
2011/3/28 5:40	9.3	5.0	8.7	6.7	6.1	7.3	-	west	3.3
2011/3/28 5:50	9.2	4.9	8.7	6.6	6.1	7.3	-	west	5.7
2011/3/28 6:00	9.3	4.9	8.8	6.7	6.1	7.3	-	west	6.8
2011/3/28 6:10	9.2	5.0	8.8	6.7	6.1	7.3	-	west	1.6
2011/3/28 6:20	9.2	5.0	8.7	6.7	6.1	7.3	-	west	6.4



Monitoring data at Fukushima Daini Nuclear Power Station


Newly added data
Data in which values have been changed

Data in which the number of significant figures has been changed
(November 19, 2012)

Date	(unit: $\mu\text{Sv/h}$)							(unit: m/s)	
	MP-1	MP-2	MP-3	MP-4	MP-5	MP-6	MP-7	Wind Direction	Wind Velocity
2011/3/28 6:30	9.3	4.9	8.7	6.6	6.1	7.2	-	west	5.5
2011/3/28 6:40	9.2	4.9	8.7	6.6	6.1	7.2	-	west	1.8
2011/3/28 6:50	9.2	4.9	8.8	6.6	6.1	7.2	-	west	1.1
2011/3/28 7:00	9.2	5.0	8.8	6.6	6.1	7.2	-	south-southwest	0.1
2011/3/28 7:10	9.2	4.9	8.7	6.6	6.1	7.2	-	west-southwest	2.7
2011/3/28 7:20	9.2	4.9	8.7	6.6	6.1	7.2	-	southwest	2.6
2011/3/28 7:30	9.2	4.9	8.7	6.6	6.0	7.2	-	west-southwest	1.5
2011/3/28 7:40	9.2	4.9	8.7	6.6	6.1	7.2	-	south-southwest	0.9
2011/3/28 7:50	9.2	4.9	8.7	6.6	6.1	7.2	-	south	1.7
2011/3/28 8:00	9.2	4.9	8.7	6.6	6.1	7.2	-	west-northwest	1.4
2011/3/28 8:10	9.2	4.9	8.7	6.6	6.1	7.2	-	west-southwest	1.2
2011/3/28 8:20	9.2	4.9	8.7	6.6	6.0	7.2	-	southwest	1.3
2011/3/28 8:30	9.2	4.9	8.7	6.6	6.0	7.2	-	south-southeast	2.4
2011/3/28 8:40	9.2	4.9	8.7	6.6	6.0	7.2	-	south-southeast	1.6
2011/3/28 8:50	9.1	4.9	8.7	6.6	6.0	7.2	-	south-southeast	2.7
2011/3/28 9:00	9.2	4.9	8.7	6.6	6.0	7.2	-	southeast	3.0
2011/3/28 9:10	9.2	4.9	8.7	6.6	6.0	7.2	-	southeast	2.1
2011/3/28 9:20	9.2	4.9	8.7	6.6	6.0	7.2	-	south-southeast	2.9
2011/3/28 9:30	9.1	4.9	8.6	6.5	6.0	7.2	-	south-southeast	4.2
2011/3/28 9:40	9.1	4.9	8.6	6.5	6.0	7.2	-	south-southeast	4.8
2011/3/28 9:50	9.1	4.9	8.7	6.5	6.0	7.2	-	southeast	4.7
2011/3/28 10:00	9.1	4.9	8.6	6.5	6.0	7.2	-	southeast	3.9
2011/3/28 10:10	9.1	4.9	8.7	6.5	6.0	7.2	-	east-southeast	4.1
2011/3/28 10:20	9.1	4.9	8.6	6.5	6.0	7.1	-	east-southeast	4.5
2011/3/28 10:30	9.2	4.9	8.6	6.6	5.9	7.2	-	east-southeast	3.8
2011/3/28 10:40	9.1	4.9	8.6	6.5	5.9	7.1	-	southeast	3.8
2011/3/28 10:50	9.1	4.9	8.6	6.5	6.0	7.1	-	southeast	2.2
2011/3/28 11:00	9.1	4.9	8.6	6.5	5.9	7.1	-	east-southeast	3.2
2011/3/28 11:10	9.1	4.9	8.6	6.5	5.9	7.1	-	southeast	3.6
2011/3/28 11:20	9.1	4.9	8.6	6.5	5.9	7.1	-	southeast	4.4
2011/3/28 11:30	9.1	4.9	8.6	6.5	5.9	7.1	-	south	4.4
2011/3/28 11:40	9.1	4.9	8.6	6.5	5.9	7.1	-	south-southeast	3.4
2011/3/28 11:50	9.1	4.8	8.6	6.5	5.9	7.1	-	south-southeast	4.4
2011/3/28 12:00	9.1	4.9	8.6	6.5	5.9	7.1	3.87	south-southeast	5.7
2011/3/28 12:10	9.1	4.9	8.6	6.5	5.9	7.1	-	south-southeast	4.7
2011/3/28 12:20	9.1	4.9	8.6	6.5	5.9	7.1	-	south-southeast	6.1

Monitoring data at Fukushima Daini Nuclear Power Station



 Newly added data
 Data in which values have been changed


 Data in which the number of significant figures has been changed

(November 19, 2012)

Date	(unit: $\mu\text{Sv/h}$)							(unit: m/s)	
	MP-1	MP-2	MP-3	MP-4	MP-5	MP-6	MP-7	Wind Direction	Wind Velocity
2011/3/28 12:30	9.1	4.8	8.6	6.5	5.9	7.1	-	south-southeast	5.2
2011/3/28 12:40	9.0	4.8	8.5	6.5	5.9	7.1	-	south-southeast	4.1
2011/3/28 12:50	9.1	4.8	8.5	6.5	5.9	7.1	-	southeast	3.9
2011/3/28 13:00	9.0	4.8	8.5	6.5	5.9	7.1	-	east-southeast	3.7
2011/3/28 13:10	9.0	4.8	8.5	6.5	5.9	7.1	-	southeast	3.8
2011/3/28 13:20	9.0	4.8	8.5	6.4	5.9	7.1	-	southeast	2.5
2011/3/28 13:30	9.1	4.8	8.5	6.5	5.9	7.1	-	southeast	2.9
2011/3/28 13:40	9.0	4.8	8.5	6.4	5.9	7.1	-	southeast	2.7
2011/3/28 13:50	9.0	4.8	8.5	6.5	5.9	7.1	-	southeast	2.9
2011/3/28 14:00	9.0	4.8	8.5	6.4	5.9	7.1	-	southeast	3.3
2011/3/28 14:10	9.0	4.8	8.5	6.4	5.9	7.1	-	east-southeast	2.3
2011/3/28 14:20	9.0	4.8	8.5	6.4	5.9	7.1	-	east	1.9
2011/3/28 14:30	9.0	4.8	8.5	6.5	5.9	7.1	-	east-southeast	2.1
2011/3/28 14:40	9.0	4.8	8.5	6.4	5.9	7.1	-	east	3.6
2011/3/28 14:50	9.0	4.8	8.5	6.4	5.8	7.1	-	east	2.9
2011/3/28 15:00	9.0	4.8	8.5	6.4	5.9	7.0	-	south-southeast	2.5
2011/3/28 15:10	9.0	4.8	8.5	6.4	5.9	7.1	-	southeast	1.9
2011/3/28 15:20	9.0	4.8	8.5	6.4	5.5	7.1	-	east-northeast	2.3
2011/3/28 15:30	8.9	4.8	8.5	6.3	5.8	7.0	-	east-northeast	2.2
2011/3/28 15:40	8.9	4.8	8.4	6.4	5.9	7.0	-	east-northeast	1.7
2011/3/28 15:50	9.0	4.8	8.4	6.4	5.8	7.0	-	north	0.2
2011/3/28 16:00	9.0	4.8	8.4	6.4	5.8	7.1	-	south	1.1
2011/3/28 16:10	8.9	4.8	8.4	6.4	5.8	7.0	-	north-northwest	0.0
2011/3/28 16:20	8.9	4.8	8.5	6.4	5.8	7.0	-	south-southwest	1.4
2011/3/28 16:30	8.9	4.7	8.4	6.4	5.8	7.0	-	south	0.6
2011/3/28 16:40	8.9	4.8	8.4	6.4	5.8	7.0	-	south-southwest	1.6
2011/3/28 16:50	8.9	4.8	8.5	6.4	5.8	7.0	-	south-southwest	1.7
2011/3/28 17:00	8.9	4.8	8.4	6.4	5.8	7.0	-	south-southeast	2.1
2011/3/28 17:10	8.9	4.8	8.4	6.4	5.8	7.0	-	southeast	2.3
2011/3/28 17:20	8.9	4.8	8.4	6.4	5.8	7.0	-	east	0.9
2011/3/28 17:30	8.9	4.8	8.4	6.4	5.8	7.0	-	east-southeast	0.5
2011/3/28 17:40	8.9	4.8	8.4	6.4	5.8	7.0	-	south-southwest	1.6
2011/3/28 17:50	8.9	4.8	8.4	6.3	5.8	7.0	-	south	0.8
2011/3/28 18:00	8.9	4.7	8.4	6.3	5.8	7.0	-	south	1.5
2011/3/28 18:10	8.8	4.7	8.4	6.4	5.8	6.9	-	south	1.7
2011/3/28 18:20	8.9	4.7	8.4	6.3	5.8	7.0	-	south	2.4
2011/3/28 18:30	8.9	4.7	8.4	6.3	5.8	7.0	-	south	1.1
2011/3/28 18:40	8.8	4.7	8.4	6.3	5.8	7.0	-	south	1.5
2011/3/28 18:50	8.8	4.7	8.4	6.3	5.8	7.0	-	south	1.3
2011/3/28 19:00	8.9	4.7	8.4	6.3	5.8	7.0	-	south	2.2
2011/3/28 19:10	8.8	4.7	8.3	6.3	5.8	7.0	-	south	2.2

Monitoring data at Fukushima Daini Nuclear Power Station

 Newly added data
 Data in which values have been changed

 Data in which the number of significant figures has been changed

(November 19, 2012)

Date	(unit: $\mu\text{Sv/h}$)							(unit: m/s)	
	MP-1	MP-2	MP-3	MP-4	MP-5	MP-6	MP-7	Wind Direction	Wind Velocity
2011/3/28 19:20	8.8	4.7	8.3	6.3	5.8	7.0	-	south-southwes	2.2
2011/3/28 19:30	8.8	4.7	8.3	6.3	5.8	7.0	-	south-southwes	2.0
2011/3/28 19:40	8.8	4.7	8.3	6.3	5.8	6.9	-	south	3.1
2011/3/28 19:50	8.8	4.7	8.3	6.3	5.7	6.9	-	south	2.9
2011/3/28 20:00	8.8	4.7	8.3	6.3	5.8	6.9	-	south	3.0
2011/3/28 20:10	8.8	4.7	8.3	6.3	5.8	6.9	-	south-southwes	1.9
2011/3/28 20:20	8.8	4.7	8.3	6.3	5.8	6.9	-	south-southwes	1.6
2011/3/28 20:30	8.8	4.7	8.3	6.3	5.8	6.9	-	south-southwes	2.2
2011/3/28 20:40	8.8	4.7	8.2	6.3	5.8	6.9	-	south	1.4
2011/3/28 20:50	8.7	4.7	8.3	6.3	5.7	6.9	-	west	1.9
2011/3/28 21:00	8.8	4.7	8.3	6.3	5.7	6.9	-	west-northwest	1.6
2011/3/28 21:10	8.8	4.7	8.3	6.3	5.7	6.9	-	west-northwest	1.8
2011/3/28 21:20	8.8	4.7	8.3	6.3	5.7	6.9	-	west-northwest	2.5
2011/3/28 21:30	8.8	4.7	8.3	6.3	5.7	6.9	-	west-northwest	1.1
2011/3/28 21:40	8.8	4.7	8.3	6.3	5.7	6.9	-	south-southwes	1.1
2011/3/28 21:50	8.7	4.7	8.3	6.3	5.7	6.9	-	west	1.5
2011/3/28 22:00	8.8	4.7	8.2	6.2	5.7	6.9	-	west	2.3
2011/3/28 22:10	8.7	4.7	8.3	6.3	6.0	6.9	-	west-southwes	4.2
2011/3/28 22:20	8.7	4.7	8.3	6.3	6.0	6.9	-	west-southwes	6.2
2011/3/28 22:30	8.7	4.7	8.3	6.3	5.7	6.9	-	west-southwes	3.2
2011/3/28 22:40	8.7	4.7	8.3	6.3	5.7	6.9	-	west-southwes	3.6
2011/3/28 22:50	8.7	4.7	8.3	6.2	5.7	6.9	-	west	3.1
2011/3/28 23:00	8.7	4.7	8.3	6.3	5.7	6.9	-	west	4.1
2011/3/28 23:10	8.7	4.7	8.2	6.2	5.7	6.9	-	west-northwest	3.9
2011/3/28 23:20	8.7	4.7	8.3	6.2	5.7	6.8	-	west-northwest	3.9
2011/3/28 23:30	8.7	4.7	8.2	6.2	5.7	6.9	-	northwest	4.8
2011/3/28 23:40	8.7	4.7	8.2	6.2	5.7	6.9	-	west-northwest	5.4
2011/3/28 23:50	8.7	4.6	8.2	6.2	5.7	6.8	-	northwest	5.2