




Monitoring data at Fukushima Daini Nuclear Power Station

 Newly added data


 Data in which values have been changed


 Data in which the number of significant figures has been changed


(November 19, 2012)

Date	(unit: $\mu\text{Sv/h}$)							(unit: m/s)	
	MP-1	MP-2	MP-3	MP-4	MP-5	MP-6	MP-7	Wind Direction	Wind Velocity
2011/3/26 0:00	12.0	6.9	11.3	8.5	7.9	9.2	-	north-northwest	8.2
2011/3/26 0:10	12.0	6.9	11.3	8.6	7.9	9.1	-	north-northwest	8.0
2011/3/26 0:20	11.9	6.8	11.2	8.5	7.9	9.1	-	north-northwest	8.7
2011/3/26 0:30	11.8	6.8	11.2	8.5	7.9	9.1	-	north-northwest	8.1
2011/3/26 0:40	11.8	6.8	11.2	8.5	7.8	9.0	-	north-northwest	8.9
2011/3/26 0:50	11.8	6.8	11.1	8.5	7.9	9.0	-	north-northwest	7.5
2011/3/26 1:00	11.7	6.8	11.1	8.4	7.8	9.0	-	north-northwest	8.3
2011/3/26 1:10	11.7	6.7	11.1	8.4	7.8	9.0	-	north-northwest	8.3
2011/3/26 1:20	11.7	6.7	11.1	8.4	7.8	9.0	-	north-northwest	8.5
2011/3/26 1:30	11.6	6.7	11.1	8.4	7.8	9.0	-	north-northwest	8.3
2011/3/26 1:40	11.6	6.7	11.0	8.4	7.8	9.0	-	north-northwest	9.0
2011/3/26 1:50	11.6	6.6	11.0	8.3	7.7	8.9	-	north-northwest	9.1
2011/3/26 2:00	11.6	6.6	11.0	8.4	7.7	8.9	-	north-northwest	8.8
2011/3/26 2:10	11.5	6.6	11.0	8.3	7.7	8.9	-	north	9.2
2011/3/26 2:20	11.5	6.6	10.9	8.3	7.7	8.9	-	north-northwest	8.1
2011/3/26 2:30	11.4	6.5	10.9	8.3	7.7	8.8	-	north-northwest	8.1
2011/3/26 2:40	11.4	6.5	10.9	8.2	7.6	8.8	-	northwest	6.5
2011/3/26 2:50	11.3	6.5	10.8	8.2	7.6	8.7	-	north-northwest	9.9
2011/3/26 3:00	11.3	6.4	10.8	8.2	7.5	8.7	-	north-northwest	8.6
2011/3/26 3:10	11.3	6.4	10.7	8.2	7.5	8.6	-	northwest	9.0
2011/3/26 3:20	11.2	6.4	10.7	8.1	7.5	8.6	-	north-northwest	9.3
2011/3/26 3:30	11.3	6.3	10.6	8.1	7.5	8.6	-	north-northwest	9.9
2011/3/26 3:40	11.2	6.4	10.6	8.1	7.5	8.6	-	north-northwest	10.3
2011/3/26 3:50	11.2	6.3	10.6	8.1	7.5	8.5	-	north-northwest	10.5
2011/3/26 4:00	11.2	6.3	10.6	8.1	7.3	8.5	-	north-northwest	10.8
2011/3/26 4:10	11.1	6.3	10.6	8.1	7.4	8.5	-	north-northwest	9.7
2011/3/26 4:20	11.2	6.3	10.6	8.0	7.4	8.5	-	north-northwest	9.7
2011/3/26 4:30	11.1	6.3	10.5	8.0	7.4	8.5	-	north-northwest	10.2
2011/3/26 4:40	11.1	6.3	10.5	8.0	7.4	8.5	-	north-northwest	9.5
2011/3/26 4:50	11.0	6.2	10.5	8.0	7.4	8.5	-	north-northwest	10.1

Monitoring data at Fukushima Daini Nuclear Power Station

 Newly added data

 Data in which values have been changed

 Data in which the number of significant figures has been changed

(November 19, 2012)

Date	(unit: $\mu\text{Sv/h}$)							(unit: m/s)	
	MP-1	MP-2	MP-3	MP-4	MP-5	MP-6	MP-7	Wind Direction	Wind Velocity
2011/3/26 5:00	11.0	6.3	10.5	8.0	7.3	8.4	-	north-northwest	9.2
2011/3/26 5:10	11.1	6.3	10.5	8.0	7.4	8.5	-	north-northwest	9.1
2011/3/26 5:20	11.0	6.2	10.5	8.0	7.4	8.4	-	north-northwest	9.4
2011/3/26 5:30	11.0	6.3	10.5	8.0	7.4	8.5	-	north-northwest	8.8
2011/3/26 5:40	11.0	6.3	10.5	8.0	7.4	8.5	-	north-northwest	8.8
2011/3/26 5:50	11.0	6.2	10.5	7.9	7.4	8.5	-	north-northwest	10.0
2011/3/26 6:00	11.0	6.2	10.4	8.0	7.4	8.4	-	north-northwest	8.6
2011/3/26 6:10	11.0	6.2	10.4	8.0	7.3	8.4	-	north-northwest	8.6
2011/3/26 6:20	11.0	6.2	10.5	8.0	7.4	8.4	-	north-northwest	9.2
2011/3/26 6:30	11.0	6.2	10.4	8.0	7.3	8.4	-	north-northwest	9.4
2011/3/26 6:40	11.0	6.2	10.4	8.0	7.3	8.4	-	north-northwest	9.7
2011/3/26 6:50	11.0	6.3	10.4	8.0	7.4	8.5	-	north-northwest	8.5
2011/3/26 7:00	11.0	6.2	10.4	8.0	7.4	8.5	-	north-northwest	8.3
2011/3/26 7:10	10.9	6.2	10.4	8.0	7.4	8.5	-	north-northwest	7.5
2011/3/26 7:20	10.9	6.3	10.4	8.0	7.3	8.5	-	north-northwest	7.0
2011/3/26 7:30	11.0	6.2	10.4	8.0	7.4	8.4	-	north-northwest	6.2
2011/3/26 7:40	10.9	6.2	10.4	8.0	7.4	8.5	-	north-northwest	5.5
2011/3/26 7:50	10.9	6.2	10.4	7.9	7.4	8.4	-	north-northwest	6.3
2011/3/26 8:00	10.9	6.2	10.4	8.0	7.3	8.4	-	north-northwest	7.1
2011/3/26 8:10	10.9	6.2	10.4	7.9	7.3	8.4	-	north-northwest	7.3
2011/3/26 8:20	10.9	6.2	10.4	7.9	7.3	8.4	-	north-northwest	8.9
2011/3/26 8:30	10.9	6.2	10.4	7.9	7.4	8.4	-	north	7.1
2011/3/26 8:40	10.9	6.2	10.4	7.9	7.3	8.5	-	north	7.9
2011/3/26 8:50	10.9	6.2	10.4	7.9	7.3	8.5	-	north	7.9
2011/3/26 9:00	10.9	6.2	10.3	8.0	7.3	8.4	-	north-northwest	8.6
2011/3/26 9:10	10.9	6.2	10.4	7.9	7.3	8.4	-	north	8.2
2011/3/26 9:20	10.9	6.2	10.3	7.9	7.4	8.4	-	north	8.6
2011/3/26 9:30	10.9	6.2	10.4	7.9	7.3	8.4	-	north	8.3
2011/3/26 9:40	10.9	6.2	10.4	7.9	7.3	8.4	-	north	6.6
2011/3/26 9:50	10.9	6.2	10.4	7.9	7.3	8.5	-	north	7.0
2011/3/26 10:00	11.0	6.2	10.3	7.9	7.3	8.4	-	north	6.1
2011/3/26 10:10	10.9	6.2	10.3	7.8	7.2	8.4	-	north	5.8
2011/3/26 10:20	10.9	6.2	10.2	7.8	7.2	8.3	-	west-northwest	7.4
2011/3/26 10:30	10.9	6.2	10.2	7.8	7.2	8.3	-	northwest	6.9
2011/3/26 10:40	10.9	6.2	10.2	7.8	7.2	8.3	-	northwest	7.4

Monitoring data at Fukushima Daini Nuclear Power Station


Newly added data
Data in which values have been changed


Data in which the number of significant figures has been changed


(November 19 ,2012)

Date	(unit: $\mu\text{Sv/h}$)							(unit: m/s)	
	MP-1	MP-2	MP-3	MP-4	MP-5	MP-6	MP-7	Wind Direction	Wind Velocity
2011/3/26 10:50	10.8	6.2	10.2	7.8	7.2	8.3	-	northwest	10.9
2011/3/26 11:00	10.8	6.2	10.2	7.8	7.3	8.3	-	north-northwest	12.0
2011/3/26 11:10	10.9	6.2	10.2	7.8	7.2	8.3	-	north-northwest	12.8
2011/3/26 11:20	10.8	6.2	10.2	7.8	7.3	8.3	-	north-northwest	11.3
2011/3/26 11:30	10.8	6.2	10.2	7.9	7.2	8.4	-	northwest	10.5
2011/3/26 11:40	10.8	6.1	10.2	7.9	7.2	8.4	-	northwest	11.1
2011/3/26 11:50	10.8	6.2	10.2	7.8	7.2	8.4	-	northwest	10.2
2011/3/26 12:00	10.8	6.1	10.2	7.8	7.2	8.4	-	north-northwest	13.8
2011/3/26 12:10	10.8	6.2	10.2	7.8	7.2	8.4	-	northwest	11.1
2011/3/26 12:20	10.8	6.1	10.2	7.8	7.2	8.4	-	north-northwest	11.2
2011/3/26 12:30	10.7	6.1	10.2	7.8	7.2	8.3	-	north-northwest	13.7
2011/3/26 12:40	10.8	6.1	10.2	7.8	7.2	8.3	-	north-northwest	11.6
2011/3/26 12:50	10.7	6.1	10.2	7.8	7.2	8.4	-	northwest	11.7
2011/3/26 13:00	10.7	6.1	10.2	7.8	7.2	8.4	-	northwest	11.0
2011/3/26 13:10	10.7	6.1	10.1	7.8	7.2	8.4	-	northwest	10.5
2011/3/26 13:20	10.7	6.1	10.1	7.8	7.2	8.4	-	north-northwest	12.0
2011/3/26 13:30	10.7	6.1	10.2	7.8	7.2	8.4	-	northwest	9.9
2011/3/26 13:40	10.7	6.1	10.1	7.8	7.2	8.3	-	northwest	9.4
2011/3/26 13:50	10.7	6.1	10.2	7.8	7.1	8.3	-	northwest	9.5
2011/3/26 14:00	10.7	6.1	10.1	7.8	7.1	8.3	-	northwest	11.2
2011/3/26 14:10	10.7	6.1	10.1	7.7	7.1	8.3	-	northwest	10.2
2011/3/26 14:20	10.7	6.1	10.1	7.8	7.1	8.3	-	northwest	6.6
2011/3/26 14:30	10.7	6.1	10.1	7.8	7.1	8.3	-	north-northwest	6.9
2011/3/26 14:40	10.7	6.1	10.1	7.8	7.1	8.3	-	northwest	6.7
2011/3/26 14:50	10.7	6.1	10.1	7.7	7.2	8.3	-	northwest	6.8
2011/3/26 15:00	10.7	6.1	10.1	7.8	7.2	8.3	4.65	northwest	3.8
2011/3/26 15:10	10.7	6.1	10.1	7.8	7.1	8.3	-	northwest	5.1
2011/3/26 15:20	10.6	6.1	10.1	7.7	7.2	8.3	-	northwest	6.2
2011/3/26 15:30	10.6	6.1	10.1	7.7	7.1	8.3	-	northwest	4.5
2011/3/26 15:40	10.6	6.1	10.1	7.7	7.2	8.3	-	northwest	5.5
2011/3/26 15:50	10.7	6.1	10.0	7.7	7.1	8.3	-	west-northwest	4.4
2011/3/26 16:00	10.6	6.1	10.1	7.7	7.1	8.3	-	northwest	6.6
2011/3/26 16:10	10.6	6.1	10.0	7.7	7.1	8.3	-	northwest	4.4
2011/3/26 16:20	10.6	6.1	10.1	7.7	7.1	8.3	-	northwest	2.3
2011/3/26 16:30	10.6	6.1	10.1	7.7	7.1	8.3	-	northwest	3.7
2011/3/26 16:40	10.5	6.0	10.0	7.7	7.1	8.3	-	west-northwest	5.4
2011/3/26 16:50	10.6	6.1	10.0	7.7	7.1	8.3	-	west-northwest	7.4
2011/3/26 17:00	10.6	6.1	10.0	7.7	7.1	8.3	-	west-northwest	6.9
2011/3/26 17:10	10.6	6.1	10.0	7.7	7.1	8.3	-	north-northwest	5.0
2011/3/26 17:20	10.6	6.1	10.0	7.7	7.1	8.3	-	northwest	3.6
2011/3/26 17:30	10.6	6.0	10.0	7.7	7.1	8.2	-	northwest	3.3
2011/3/26 17:40	10.5	6.0	10.0	7.7	7.1	8.2	-	north-northwest	3.3

Monitoring data at Fukushima Daini Nuclear Power Station

 Newly added data

 Data in which values have been changed

 Data in which the number of significant figures has been changed

(November 19, 2012)

Date	(unit: $\mu\text{Sv/h}$)							(unit: m/s)	
	MP-1	MP-2	MP-3	MP-4	MP-5	MP-6	MP-7	Wind Direction	Wind Velocity
2011/3/26 17:50	10.5	6.0	10.0	7.7	7.1	8.2	-	north-northwest	6.6
2011/3/26 18:00	10.5	6.0	10.0	7.6	7.1	8.2	-	north-northwest	11.1
2011/3/26 18:10	10.6	6.0	9.9	7.7	7.1	8.2	-	northwest	7.9
2011/3/26 18:20	10.5	6.0	10.0	7.7	7.1	8.2	-	northwest	7.6
2011/3/26 18:30	10.5	6.0	10.0	7.7	7.1	8.2	-	northwest	6.2
2011/3/26 18:40	10.5	6.0	10.0	7.6	7.1	8.3	-	west-northwest	6.9
2011/3/26 18:50	10.5	6.0	10.0	7.6	7.1	8.2	-	west-northwest	8.6
2011/3/26 19:00	10.5	6.0	10.0	7.6	7.0	8.2	-	northwest	7.2
2011/3/26 19:10	10.5	6.0	10.0	7.6	7.0	8.2	-	northwest	6.5
2011/3/26 19:20	10.4	6.0	10.0	7.6	7.1	8.2	-	northwest	5.3
2011/3/26 19:30	10.5	6.0	9.9	7.6	7.0	8.2	-	northwest	4.4
2011/3/26 19:40	10.5	6.0	9.9	7.6	7.0	8.2	-	northwest	5.6
2011/3/26 19:50	10.5	6.0	9.9	7.6	7.0	8.2	-	northwest	6.1
2011/3/26 20:00	10.4	6.0	10.0	7.6	7.0	8.2	-	northwest	6.7
2011/3/26 20:10	10.4	6.0	9.9	7.6	7.0	8.2	-	northwest	5.6
2011/3/26 20:20	10.4	6.0	9.9	7.6	7.0	8.2	-	northwest	5.9
2011/3/26 20:30	10.4	6.0	9.9	7.6	7.0	8.2	-	northwest	5.5
2011/3/26 20:40	10.4	6.0	9.9	7.6	7.0	8.2	-	west-northwest	6.1
2011/3/26 20:50	10.4	5.9	9.9	7.6	7.0	8.2	-	west-northwest	6.7
2011/3/26 21:00	10.4	6.0	9.9	7.6	7.0	8.2	-	west-northwest	7.4
2011/3/26 21:10	10.4	5.9	9.9	7.6	7.0	8.2	-	northwest	7.1
2011/3/26 21:20	10.4	5.9	9.9	7.6	7.0	8.2	-	west-northwest	8.0
2011/3/26 21:30	10.4	5.9	9.9	7.5	7.0	8.1	-	northwest	8.5
2011/3/26 21:40	10.4	6.0	9.9	7.6	7.0	8.1	-	northwest	7.7
2011/3/26 21:50	10.3	5.9	9.9	7.5	6.9	8.1	-	northwest	6.3
2011/3/26 22:00	10.4	6.0	9.8	7.6	7.0	8.1	-	northwest	5.1
2011/3/26 22:10	10.4	5.9	9.8	7.6	6.9	8.1	-	west-northwest	5.0
2011/3/26 22:20	10.4	5.9	9.8	7.5	6.9	8.1	-	west	5.0
2011/3/26 22:30	10.4	5.9	9.8	7.5	6.9	8.1	-	west	6.8
2011/3/26 22:40	10.4	5.9	9.8	7.5	6.9	8.1	-	west-northwest	7.5
2011/3/26 22:50	10.3	5.9	9.8	7.5	6.9	8.1	-	west-northwest	8.4
2011/3/26 23:00	10.4	5.9	9.8	7.5	6.9	8.1	-	west-northwest	9.4
2011/3/26 23:10	10.3	5.9	9.8	7.5	6.9	8.1	-	west-northwest	8.9
2011/3/26 23:20	10.3	5.9	9.8	7.5	6.9	8.1	-	west-northwest	8.6
2011/3/26 23:30	10.3	5.9	9.8	7.5	6.9	8.1	-	west-northwest	7.8
2011/3/26 23:40	10.3	5.9	9.7	7.5	6.9	8.1	-	west-northwest	7.8
2011/3/26 23:50	10.3	5.9	9.8	7.5	6.9	8.1	-	west-northwest	9.5