




## Monitoring data at Fukushima Daini Nuclear Power Station

 Newly added data  
 Data in which values have been changed

 Data in which the number of significant figures has been changed

(November 19, 2012)

Date	(unit: $\mu\text{Sv/h}$ )							(unit: $\text{m/s}$ )	
	MP-1	MP-2	MP-3	MP-4	MP-5	MP-6	MP-7	Wind Direction	Wind Velocity
2011/3/18 0:00	20.8	under inspection	21.3	14.8	13.4	-	-	west-northwest	5.2
2011/3/18 0:10	20.8	under inspection	21.3	14.8	13.4	-	-	west-northwest	8.1
2011/3/18 0:20	20.7	under inspection	21.3	14.8	13.4	-	-	west	8.0
2011/3/18 0:30	20.7	under inspection	21.3	14.8	13.4	-	-	west	7.7
2011/3/18 0:40	20.7	under inspection	21.2	14.7	13.4	-	-	west	6.8
2011/3/18 0:50	20.7	under inspection	21.1	14.7	13.4	-	-	west-northwest	7.0
2011/3/18 1:00	20.7	under inspection	21.0	14.7	13.4	-	-	northwest	7.3
2011/3/18 1:10	20.7	under inspection	21.1	14.6	13.4	-	-	northwest	6.1
2011/3/18 1:20	20.6	under inspection	21.1	14.6	13.4	-	-	northwest	5.6
2011/3/18 1:30	20.6	under inspection	21.1	14.7	13.4	-	-	northwest	6.4
2011/3/18 1:40	20.6	under inspection	21.0	14.6	13.4	-	-	northwest	6.5
2011/3/18 1:50	20.6	under inspection	21.0	14.6	13.4	-	-	northwest	6.7
2011/3/18 2:00	20.6	under inspection	20.9	14.6	13.4	-	-	northwest	7.7
2011/3/18 2:10	20.7	under inspection	21.0	14.6	13.4	-	-	west-northwest	7.2
2011/3/18 2:20	20.5	under inspection	20.9	14.6	13.4	-	-	northwest	6.0
2011/3/18 2:30	20.5	under inspection	20.9	14.6	13.4	-	-	northwest	5.2
2011/3/18 2:40	20.5	under inspection	20.9	14.6	13.4	-	-	north-northwest	5.1
2011/3/18 2:50	20.5	under inspection	20.9	14.6	13.4	-	-	north-northwest	2.3
2011/3/18 3:00	20.4	under inspection	20.9	14.6	13.4	-	-	north	3.4
2011/3/18 3:10	20.5	under inspection	20.9	14.5	13.4	-	-	north	3.9
2011/3/18 3:20	20.4	under inspection	20.9	14.6	13.4	-	-	north	3.9
2011/3/18 3:30	20.4	under inspection	20.9	14.6	13.4	-	-	northwest	3.1
2011/3/18 3:40	20.3	under inspection	20.9	14.6	13.4	-	-	north-northwest	3.0
2011/3/18 3:50	20.3	under inspection	20.9	14.6	13.4	-	-	northwest	3.1
2011/3/18 4:00	20.4	under inspection	20.8	14.5	13.4	-	-	northwest	2.8
2011/3/18 4:10	20.3	under inspection	20.8	14.5	13.4	-	-	northwest	2.6
2011/3/18 4:20	20.3	under inspection	20.8	14.5	13.4	-	-	north-northwest	4.2
2011/3/18 4:30	20.3	under inspection	20.8	14.5	13.4	-	-	north	5.4
2011/3/18 4:40	20.3	under inspection	20.8	14.5	13.4	-	-	north	5.0

## Monitoring data at Fukushima Daini Nuclear Power Station

Newly added data  
Data in which values have been changed

Data in which the number of significant figures has been changed  
(November 19, 2012)

Date	(unit: $\mu\text{Sv/h}$ )							(unit: $\text{m/s}$ )	
	MP-1	MP-2	MP-3	MP-4	MP-5	MP-6	MP-7	Wind Direction	Wind Velocity
2011/3/18 4:50	20.2	under inspection	20.7	14.4	13.4	-	-	north	4.5
2011/3/18 5:00	20.3	under inspection	20.7	14.5	13.4	-	-	north	2.9
2011/3/18 5:10	20.2	under inspection	20.7	14.5	13.4	-	-	north	3.0
2011/3/18 5:20	20.2	under inspection	20.5	14.4	13.4	-	-	north	3.4
2011/3/18 5:30	20.2	under inspection	20.5	14.5	13.4	-	-	north	2.0
2011/3/18 5:40	20.2	under inspection	20.6	14.4	13.3	-	-	north	1.8
2011/3/18 5:50	20.2	under inspection	20.5	14.3	13.3	-	-	northwest	1.1
2011/3/18 6:00	20.2	under inspection	20.5	14.3	13.0	-	-	west	1.4
2011/3/18 6:10	20.2	under inspection	20.5	14.3	13.0	-	-	north-northwest	2.8
2011/3/18 6:20	20.1	under inspection	20.5	14.3	12.9	-	-	north-northwest	3.6
2011/3/18 6:30	20.1	under inspection	20.5	14.3	12.8	-	-	west-northwest	2.8
2011/3/18 6:40	20.1	under inspection	20.4	14.3	12.6	-	-	northwest	5.9
2011/3/18 6:50	20.1	under inspection	20.4	14.2	12.7	-	-	northwest	6.6
2011/3/18 7:00	20.0	under inspection	20.4	14.2	12.5	-	-	northwest	5.0
2011/3/18 7:10	20.1	under inspection	20.4	14.2	12.5	-	-	north-northwest	2.8
2011/3/18 7:20	20.1	under inspection	20.3	14.2	12.5	-	-	northwest	1.3
2011/3/18 7:30	20.0	under inspection	20.4	14.1	12.5	-	-	north-northwest	1.4
2011/3/18 7:40	20.0	under inspection	20.4	14.2	12.5	-	-	north	1.7
2011/3/18 7:50	20.0	under inspection	20.3	14.2	12.5	-	-	west-northwest	2.8
2011/3/18 8:00	20.0	under inspection	20.3	14.1	12.5	-	-	north-northwest	6.5
2011/3/18 8:10	19.8	under inspection	20.3	14.1	12.5	-	-	northwest	5.8
2011/3/18 8:20	19.8	under inspection	20.2	14.2	12.5	-	-	northwest	4.4
2011/3/18 8:30	19.8	under inspection	20.3	14.1	12.5	-	-	north	3.2
2011/3/18 8:40	19.7	under inspection	20.1	14.1	12.5	-	-	northwest	3.9
2011/3/18 8:50	19.8	under inspection	20.2	14.1	12.5	-	-	north-northwest	7.2
2011/3/18 9:00	19.8	under inspection	20.1	14.0	12.5	-	-	north-northwest	5.6
2011/3/18 9:10	19.7	11.9	20.1	14.0	12.5	-	-	north-northwest	4.9
2011/3/18 9:20	19.7	11.9	20.1	14.0	12.5	-	-	north-northwest	7.6
2011/3/18 9:30	19.7	11.9	20.0	13.9	12.5	-	-	north-northwest	5.0

## Monitoring data at Fukushima Daini Nuclear Power Station

Newly added data  
Data in which values have been changed

Data in which the number of significant figures has been changed  
(November 19, 2012)

Date	(unit: $\mu\text{Sv/h}$ )							(unit: m/s)	
	MP-1	MP-2	MP-3	MP-4	MP-5	MP-6	MP-7	Wind Direction	Wind Velocity
2011/3/18 9:40	19.7	11.9	20.0	13.9	12.5	-	-	north-northwest	5.8
2011/3/18 9:50	19.7	11.8	20.0	13.9	12.5	-	-	west-northwest	6.1
2011/3/18 10:00	19.7	11.8	19.9	13.9	12.5	-	-	west-northwest	5.7
2011/3/18 10:10	19.6	11.8	19.9	13.9	12.5	-	-	northwest	4.1
2011/3/18 10:20	19.5	11.7	19.9	13.9	12.5	-	-	northwest	4.0
2011/3/18 10:30	19.5	11.7	19.9	13.8	12.5	-	-	northwest	3.4
2011/3/18 10:40	19.5	11.8	19.9	13.8	12.5	-	-	northwest	3.2
2011/3/18 10:50	19.4	11.7	19.8	13.8	12.4	-	-	northwest	3.9
2011/3/18 11:00	19.4	11.7	19.8	13.8	12.4	-	-	northwest	2.7
2011/3/18 11:10	19.4	11.7	19.8	13.8	12.4	-	-	west	1.9
2011/3/18 11:20	19.4	11.7	19.8	13.7	12.3	-	-	southwest	2.8
2011/3/18 11:30	19.3	11.7	19.8	13.8	12.4	-	-	south-southeast	5.4
2011/3/18 11:40	19.3	11.7	19.6	13.8	12.3	-	-	south-southeast	5.6
2011/3/18 11:50	19.3	11.7	19.7	13.7	12.3	-	-	south	5.7
2011/3/18 12:00	19.3	11.6	19.7	13.7	12.2	-	-	south-southeast	5.8
2011/3/18 12:10	19.2	11.6	19.5	13.7	12.2	-	-	southeast	5.4
2011/3/18 12:20	19.2	11.6	19.6	13.7	12.2	-	-	southeast	5.1
2011/3/18 12:30	19.2	11.6	19.5	13.7	12.2	-	-	southeast	5.7
2011/3/18 12:40	19.2	11.6	19.6	13.6	12.2	-	-	south-southeast	4.9
2011/3/18 12:50	19.2	11.6	19.5	13.6	12.2	-	-	southeast	3.8
2011/3/18 13:00	19.4	11.7	19.6	13.7	12.3	-	-	southeast	3.6
2011/3/18 13:10	19.3	11.7	19.5	13.7	12.2	-	-	southeast	4.4
2011/3/18 13:20	19.4	11.9	19.8	13.8	12.5	-	-	southeast	3.0
2011/3/18 13:30	19.6	11.8	19.8	13.8	12.5	-	-	southeast	4.1
2011/3/18 13:40	19.6	12.0	20.0	14.1	12.5	-	-	southeast	3.6
2011/3/18 13:50	19.8	12.2	19.9	14.1	12.5	-	-	southeast	1.9
2011/3/18 14:00	19.3	11.7	19.7	13.8	12.5	-	-	east-southeast	3.7
2011/3/18 14:10	19.3	11.7	19.6	13.8	12.3	-	-	east-southeast	4.2
2011/3/18 14:20	19.2	11.6	19.6	13.8	12.3	-	-	east	4.3
2011/3/18 14:30	19.2	11.6	19.5	13.7	12.3	-	-	east	4.5
2011/3/18 14:40	19.1	11.6	19.5	13.7	12.2	-	-	east-southeast	3.3
2011/3/18 14:50	19.1	11.6	19.5	13.7	12.2	-	-	southeast	3.1
2011/3/18 15:00	19.1	11.6	19.5	13.7	12.3	-	-	east-southeast	2.9
2011/3/18 15:10	19.1	11.6	19.5	13.7	12.2	-	-	east-southeast	2.8
2011/3/18 15:20	19.1	11.6	19.4	13.7	12.2	-	-	southeast	3.3
2011/3/18 15:30	19.1	11.6	19.4	13.6	12.0	-	-	southeast	2.5
2011/3/18 15:40	19.1	11.5	19.4	13.6	12.0	-	-	south-southeast	3.0
2011/3/18 15:50	19.1	11.5	19.3	13.5	12.0	-	-	south	1.7
2011/3/18 16:00	19.0	11.4	19.3	13.5	12.0	-	-	southeast	2.2
2011/3/18 16:10	19.0	11.4	19.3	13.4	12.0	-	-	east-southeast	0.6
2011/3/18 16:20	18.9	11.4	19.3	13.4	12.0	-	-	south	2.2
2011/3/18 16:30	18.9	11.4	19.2	13.4	11.9	-	-	south-southeast	2.4

## Monitoring data at Fukushima Daini Nuclear Power Station

Newly added data  
Data in which values have been changed

Data in which the number of significant figures has been changed

(November 19, 2012)

Date	(unit: $\mu\text{Sv/h}$ )							(unit: m/s)	
	MP-1	MP-2	MP-3	MP-4	MP-5	MP-6	MP-7	Wind Direction	Wind Velocity
2011/3/18 16:40	18.9	11.4	19.3	13.4	11.9	-	-	south-southeast	1.4
2011/3/18 16:50	18.8	11.4	19.2	13.4	11.9	-	-	south	2.3
2011/3/18 17:00	18.8	11.4	19.2	13.4	11.9	-	-	south-southeast	3.9
2011/3/18 17:10	18.7	11.3	19.2	13.4	11.9	-	-	south-southeast	2.4
2011/3/18 17:20	18.7	11.3	19.2	13.3	11.9	-	-	south-southeast	2.0
2011/3/18 17:30	18.7	11.3	19.1	13.4	11.9	-	-	south	2.0
2011/3/18 17:40	18.7	11.3	19.1	13.3	11.9	-	-	south	1.7
2011/3/18 17:50	18.7	11.3	19.0	13.3	11.9	-	-	south	3.3
2011/3/18 18:00	18.7	11.3	19.1	13.4	11.9	-	-	south	2.5
2011/3/18 18:10	18.7	11.3	19.1	13.3	11.8	-	-	south	2.2
2011/3/18 18:20	18.7	11.3	19.0	13.3	11.9	-	-	south	2.2
2011/3/18 18:30	18.7	11.3	18.9	13.3	11.8	-	-	south	2.2
2011/3/18 18:40	18.7	11.3	19.0	13.3	11.9	-	-	south	1.6
2011/3/18 18:50	18.7	11.3	18.9	13.3	11.9	-	-	south	4.2
2011/3/18 19:00	18.7	11.3	19.0	13.3	11.9	-	-	south	4.5
2011/3/18 19:10	18.7	11.3	19.0	13.3	11.8	-	-	south	3.6
2011/3/18 19:20	18.6	11.3	18.9	13.3	11.8	-	-	southwes	4.3
2011/3/18 19:30	18.6	11.3	18.9	13.3	11.8	-	-	south	3.1
2011/3/18 19:40	18.6	11.3	18.8	13.2	11.8	-	-	south	2.2
2011/3/18 19:50	18.7	11.3	18.9	13.3	11.8	-	-	south-southwes	3.8
2011/3/18 20:00	18.6	11.3	18.9	13.2	11.8	-	-	south-southwes	3.7
2011/3/18 20:10	18.6	11.3	18.9	13.2	11.8	-	-	southwes	5.0
2011/3/18 20:20	18.6	11.3	18.8	13.2	11.8	-	-	southwes	5.8
2011/3/18 20:30	18.6	11.2	18.9	13.2	11.8	-	-	west-southwes	1.7
2011/3/18 20:40	18.6	11.3	18.8	13.2	11.8	-	-	southwes	3.2
2011/3/18 20:50	18.6	11.2	18.9	13.2	11.8	-	-	southwes	2.5
2011/3/18 21:00	18.6	11.2	18.8	13.2	11.8	-	-	west-southwes	5.1
2011/3/18 21:10	18.6	11.2	18.8	13.1	11.8	-	-	west-southwes	5.6
2011/3/18 21:20	18.5	11.2	18.8	13.1	11.8	-	-	west-southwes	5.8
2011/3/18 21:30	18.5	11.2	18.8	13.1	11.8	-	-	west-southwes	6.1
2011/3/18 21:40	18.5	11.2	18.8	13.1	11.7	-	-	west-southwes	5.9
2011/3/18 21:50	18.5	11.2	18.9	13.1	11.8	-	-	west	5.6
2011/3/18 22:00	18.5	11.2	18.8	13.0	11.8	-	-	west	5.0
2011/3/18 22:10	18.5	11.2	18.8	13.0	11.9	-	-	west	5.0
2011/3/18 22:20	18.5	11.1	18.8	13.0	11.6	-	-	west	3.9
2011/3/18 22:30	18.4	11.2	18.8	13.0	11.6	-	-	west	4.5
2011/3/18 22:40	18.4	11.1	18.7	13.0	11.8	-	-	west-southwes	3.9
2011/3/18 22:50	18.4	11.1	18.7	13.0	11.9	-	-	southwes	2.5
2011/3/18 23:00	18.3	11.2	18.7	13.0	11.9	-	-	west-southwes	2.6
2011/3/18 23:10	18.3	11.1	18.7	13.0	11.7	-	-	southwes	2.3
2011/3/18 23:20	18.3	11.1	18.7	12.9	11.7	-	-	southwes	2.0
2011/3/18 23:30	18.3	11.1	18.7	13.0	11.7	-	-	southwes	2.5
2011/3/18 23:40	18.2	11.1	18.7	12.9	11.7	-	-	southwes	1.7
2011/3/18 23:50	18.2	11.1	18.6	12.9	11.7	-	-	south	1.4