




Monitoring data at Fukushima Daini Nuclear Power Station



 Newly added data
 Data in which values have been changed


 Data in which the number of significant figures has been changed

(November 19, 2012)

Date	(unit: $\mu\text{Sv/h}$)							(unit: m/s)	
	MP-1	MP-2	MP-3	MP-4	MP-5	MP-6	MP-7	Wind Direction	Wind Velocity
2011/3/13 0:00	0.038	under inspection	0.039	0.038	0.045	0.034	-	southwest	4.1
2011/3/13 0:10	0.035	under inspection	0.037	0.037	0.045	0.038	-	south-southwest	4.5
2011/3/13 0:20	0.036	under inspection	0.038	0.039	0.039	0.037	-	south-southwest	6.1
2011/3/13 0:30	0.036	under inspection	0.04	0.037	0.04	0.035	-	south-southwest	5.9
2011/3/13 0:40	0.038	under inspection	0.036	0.039	0.042	0.036	-	south-southwest	6.1
2011/3/13 0:50	0.037	under inspection	0.036	0.04	0.046	0.035	-	south-southwest	8.6
2011/3/13 1:00	0.037	under inspection	0.035	0.038	0.042	0.035	-	south-southwest	7.1
2011/3/13 1:10	0.036	under inspection	0.037	0.037	0.044	0.038	-	south-southwest	7.7
2011/3/13 1:20	0.036	under inspection	0.04	0.037	0.045	0.035	-	south-southwest	7.1
2011/3/13 1:30	0.035	under inspection	0.036	0.037	0.042	0.034	-	south-southwest	5.9
2011/3/13 1:40	0.038	under inspection	0.04	0.036	0.042	0.038	-	south-southwest	6.3
2011/3/13 1:50	0.037	under inspection	0.037	0.036	0.042	0.037	-	south-southwest	5.7
2011/3/13 2:00	0.038	under inspection	0.038	0.036	0.043	0.036	-	southwest	4.7
2011/3/13 2:10	0.037	under inspection	0.037	0.039	0.042	0.036	-	south-southwest	4.4
2011/3/13 2:20	0.039	under inspection	0.037	0.037	0.043	0.041	-	southwest	4.4
2011/3/13 2:30	0.038	under inspection	0.037	0.037	0.043	0.035	-	southwest	2.7
2011/3/13 2:40	0.037	under inspection	0.037	0.036	0.041	0.036	-	south-southwest	3.0
2011/3/13 2:50	0.036	under inspection	0.035	0.038	0.042	0.033	-	south-southwest	4.1
2011/3/13 3:00	0.037	under inspection	0.036	0.036	0.041	0.034	-	south-southwest	3.6
2011/3/13 3:10	0.038	under inspection	0.036	0.038	0.048	0.033	-	south-southwest	3.7
2011/3/13 3:20	0.039	under inspection	0.037	0.037	0.043	0.036	-	south-southwest	4.1
2011/3/13 3:30	0.036	under inspection	0.039	0.037	0.042	0.035	-	south-southwest	2.7
2011/3/13 3:40	0.039	under inspection	0.036	0.037	0.042	0.033	-	south-southwest	2.8
2011/3/13 3:50	0.037	under inspection	0.036	0.037	0.04	0.035	-	southwest	1.8
2011/3/13 4:00	0.037	under inspection	0.036	0.036	0.044	0.032	-	west-southwest	2.2
2011/3/13 4:10	0.034	under inspection	0.039	0.036	0.046	0.037	-	west-southwest	2.1
2011/3/13 4:20	0.037	under inspection	0.039	0.038	0.042	0.035	-	southwest	2.1
2011/3/13 4:30	0.038	under inspection	0.036	0.038	0.044	0.038	-	southwest	1.6
2011/3/13 4:40	0.035	under inspection	0.04	0.036	0.041	0.035	-	southwest	1.6

Monitoring data at Fukushima Daini Nuclear Power Station

 Newly added data
 Data in which values have been changed

 Data in which the number of significant figures has been changed

(November 19, 2012)

Date	(unit: $\mu\text{Sv/h}$)							(unit: m/s)	
	MP-1	MP-2	MP-3	MP-4	MP-5	MP-6	MP-7	Wind Direction	Wind Velocity
2011/3/13 4:50	0.036	under inspection	0.039	0.037	0.044	0.035	-	west-southwest	3.8
2011/3/13 5:00	0.036	under inspection	0.038	0.036	0.044	0.032	-	southwest	5.6
2011/3/13 5:10	0.035	under inspection	0.033	0.034	0.045	0.033	-	southwest	8.6
2011/3/13 5:20	0.038	under inspection	0.036	0.035	0.04	0.032	-	southwest	6.8
2011/3/13 5:30	0.038	under inspection	0.038	0.036	0.042	0.035	-	west-southwest	6.0
2011/3/13 5:40	0.037	under inspection	0.035	0.036	0.042	0.035	-	west-southwest	6.1
2011/3/13 5:50	0.035	under inspection	0.037	0.037	0.044	0.036	-	west-southwest	6.4
2011/3/13 6:00	0.033	under inspection	0.038	0.037	0.042	0.034	-	southwest	6.4
2011/3/13 6:10	0.037	under inspection	0.037	0.038	0.043	0.033	-	southwest	7.2
2011/3/13 6:20	0.037	under inspection	0.036	0.037	0.045	0.036	-	southwest	7.2
2011/3/13 6:30	0.038	under inspection	0.037	0.04	0.041	0.033	-	south-southwest	4.9
2011/3/13 6:40	0.038	under inspection	0.036	0.039	0.041	0.037	-	south-southwest	5.3
2011/3/13 6:50	0.036	under inspection	0.039	0.035	0.042	0.033	-	southwest	5.6
2011/3/13 7:00	0.037	under inspection	0.038	0.036	0.041	0.036	-	southwest	4.7
2011/3/13 7:10	0.036	under inspection	0.035	0.037	0.04	0.037	-	south-southwest	3.6
2011/3/13 7:20	0.037	under inspection	0.038	0.034	0.041	0.035	-	southwest	3.5
2011/3/13 7:30	0.034	under inspection	0.034	0.036	0.042	0.036	-	south-southwest	3.7
2011/3/13 7:40	0.036	under inspection	0.035	0.036	0.043	0.034	-	southwest	3.5
2011/3/13 7:50	0.034	under inspection	0.038	0.036	0.044	0.036	-	southwest	3.2
2011/3/13 8:00	0.038	under inspection	0.036	0.039	0.043	0.034	-	southwest	3.3
2011/3/13 8:17	0.038	under inspection	0.036	0.037	0.04	-	-	west-southwest	3.0
2011/3/13 8:20	0.037	under inspection	0.035	0.037	0.041	-	-	west	2.5
2011/3/13 8:30	0.035	under inspection	0.036	0.036	0.042	-	-	northwest	1.7
2011/3/13 8:40	0.037	under inspection	0.038	0.036	0.041	-	-	southwest	1.1
2011/3/13 8:50	0.035	under inspection	0.037	0.038	0.042	-	-	west	2.9
2011/3/13 9:00	0.034	under inspection	0.037	0.039	0.04	-	-	west	1.9
2011/3/13 9:10	0.036	under inspection	0.037	0.038	0.041	-	-	west-northwest	3.1
2011/3/13 9:20	0.036	under inspection	0.037	0.036	0.039	-	-	west-southwest	3.0
2011/3/13 9:30	0.035	under inspection	0.037	0.037	0.039	-	-	west-northwest	2.9



Monitoring data at Fukushima Daini Nuclear Power Station


Newly added data
Data in which values have been changed

Data in which the number of significant figures has been changed
(November 19, 2012)

Date	(unit: $\mu\text{Sv/h}$)							(unit: m/s)	
	MP-1	MP-2	MP-3	MP-4	MP-5	MP-6	MP-7	Wind Direction	Wind Velocity
2011/3/13 9:40	0.036	under inspection	0.037	0.038	0.04	-	-	west	4.6
2011/3/13 9:50	0.044	under inspection	0.04	0.039	0.043	-	-	west-northwest	3.1
2011/3/13 10:00	0.04	under inspection	0.04	0.042	0.045	-	-	west-northwest	2.3
2011/3/13 10:10	0.036	under inspection	0.038	0.038	0.041	-	-	west-northwest	2.1
2011/3/13 10:20	0.035	under inspection	0.036	0.038	0.042	-	-	west-northwest	3.3
2011/3/13 10:30	0.037	under inspection	0.036	0.038	0.043	-	-	west	2.6
2011/3/13 10:40	0.037	under inspection	0.038	0.038	0.042	-	-	west-southwest	1.6
2011/3/13 10:50	0.037	under inspection	0.037	0.037	0.039	-	-	west-northwest	3.9
2011/3/13 11:00	0.036	under inspection	0.037	0.04	0.042	-	-	west	3.9
2011/3/13 11:10	0.036	under inspection	0.037	0.037	0.042	-	-	west-southwest	3.5
2011/3/13 11:20	0.036	under inspection	0.037	0.039	0.041	-	-	southwest	6.7
2011/3/13 11:30	0.036	under inspection	0.036	0.038	0.041	-	-	west	5.9
2011/3/13 11:40	0.037	under inspection	0.036	0.037	0.04	-	-	west	5.7
2011/3/13 11:50	0.035	under inspection	0.036	0.037	0.042	-	-	southwest	1.6
2011/3/13 12:00	0.036	under inspection	0.037	0.038	0.042	-	-	west-southwest	5.9
2011/3/13 12:10	0.039	under inspection	0.036	0.038	0.041	-	-	west	1.9
2011/3/13 12:20	0.038	under inspection	0.038	0.039	0.043	-	-	southwest	3.5
2011/3/13 12:30	0.037	under inspection	0.036	0.036	0.043	-	-	west-southwest	1.2
2011/3/13 12:40	0.038	under inspection	0.036	0.038	0.042	-	-	south-southwest	4.6
2011/3/13 12:50	0.037	under inspection	0.037	0.037	0.041	-	-	southwest	3.5
2011/3/13 13:00	0.036	under inspection	0.037	0.038	0.041	-	-	west-southwest	3.1
2011/3/13 13:10	0.038	under inspection	0.037	0.04	0.042	-	-	south	4.2
2011/3/13 13:20	0.036	under inspection	0.037	0.038	0.042	-	-	south	4.5
2011/3/13 13:30	0.035	under inspection	0.037	0.038	0.042	-	-	south	3.8
2011/3/13 13:40	0.034	under inspection	0.034	0.038	0.041	-	-	south-southeast	6.1
2011/3/13 13:50	0.037	under inspection	0.037	0.039	0.043	-	-	south	4.4
2011/3/13 14:00	0.037	under inspection	0.039	0.037	0.043	-	-	south	5.9
2011/3/13 14:10	0.037	under inspection	0.037	0.039	0.042	-	-	south	8.5
2011/3/13 14:20	0.038	under inspection	0.036	0.036	0.041	-	-	south	9.1

Monitoring data at Fukushima Daini Nuclear Power Station



 Newly added data
 Data in which values have been changed


 Data in which the number of significant figures has been changed

(November 19, 2012)

Date	(unit: $\mu\text{Sv/h}$)							(unit: m/s)	
	MP-1	MP-2	MP-3	MP-4	MP-5	MP-6	MP-7	Wind Direction	Wind Velocity
2011/3/13 14:30	0.036	under inspection	0.037	0.037	0.04	-	-	south	4.5
2011/3/13 14:40	0.037	under inspection	0.037	0.038	0.043	-	-	south	5.1
2011/3/13 14:50	0.036	under inspection	0.035	0.037	0.04	-	-	south	6.2
2011/3/13 15:00	0.036	under inspection	0.036	0.037	0.04	-	-	south	6.2
2011/3/13 15:10	0.035	under inspection	0.038	0.04	0.042	-	-	south	6.0
2011/3/13 15:20	0.035	under inspection	0.037	0.04	0.04	-	-	south	4.3
2011/3/13 15:30	0.036	under inspection	0.038	0.038	0.042	-	-	south	3.7
2011/3/13 15:40	0.038	under inspection	0.04	0.042	0.044	-	-	south	2.7
2011/3/13 15:50	0.039	under inspection	0.038	0.042	0.042	-	-	south	4.9
2011/3/13 16:00	0.036	under inspection	0.037	0.038	0.039	-	-	south	5.5
2011/3/13 16:10	0.035	under inspection	0.037	0.038	0.041	-	-	south	5.4
2011/3/13 16:20	0.037	under inspection	0.038	0.036	0.04	-	-	south	4.3
2011/3/13 16:30	0.035	under inspection	0.037	0.036	0.041	-	-	south	4.6
2011/3/13 16:40	0.038	under inspection	0.036	0.037	0.04	-	-	south	4.3
2011/3/13 16:50	0.036	under inspection	0.036	0.037	0.041	-	-	south	4.0
2011/3/13 17:00	0.036	under inspection	0.037	0.037	0.04	-	-	south	4.1
2011/3/13 17:10	0.036	under inspection	0.036	0.037	0.041	-	-	south-southwes	3.8
2011/3/13 17:20	0.036	under inspection	0.037	0.037	0.04	-	-	south-southwes	3.6
2011/3/13 17:30	0.035	under inspection	0.037	0.037	0.041	-	-	south-southwes	3.9
2011/3/13 17:40	0.036	under inspection	0.037	0.038	0.042	-	-	south-southwes	3.5
2011/3/13 17:50	0.035	under inspection	0.037	0.036	0.041	-	-	southwest	4.0
2011/3/13 18:00	0.037	under inspection	0.036	0.037	0.041	-	-	west	3.2
2011/3/13 18:10	0.037	under inspection	0.037	0.038	0.041	-	-	west-southwes	2.6
2011/3/13 18:20	0.036	under inspection	0.036	0.037	0.038	-	-	west-southwes	1.5
2011/3/13 18:30	0.037	under inspection	0.036	0.037	0.042	-	-	southwest	1.6
2011/3/13 18:40	0.037	under inspection	0.035	0.038	0.041	-	-	west-southwes	1.8
2011/3/13 18:50	0.035	under inspection	0.037	0.038	0.041	-	-	west	4.0
2011/3/13 19:00	0.036	under inspection	0.038	0.036	0.04	-	-	west	4.0
2011/3/13 19:10	0.036	under inspection	0.038	0.036	0.041	-	-	northwest	1.8

Monitoring data at Fukushima Daini Nuclear Power Station

 Newly added data
 Data in which values have been changed

 Data in which the number of significant figures has been changed
 (November 19, 2012)

Date	(unit: $\mu\text{Sv/h}$)							(unit: m/s)	
	MP-1	MP-2	MP-3	MP-4	MP-5	MP-6	MP-7	Wind Direction	Wind Velocity
2011/3/13 19:20	0.036	under inspection	0.037	0.036	0.04	-	-	north	1.3
2011/3/13 19:30	0.037	under inspection	0.036	0.037	0.043	-	-	north-northwest	2.1
2011/3/13 19:40	0.037	under inspection	0.035	0.036	0.041	-	-	northwest	2.4
2011/3/13 19:50	0.036	under inspection	0.037	0.036	0.042	-	-	northwest	2.9
2011/3/13 20:00	0.037	under inspection	0.036	0.037	0.042	-	-	northwest	1.2
2011/3/13 20:10	0.036	under inspection	0.038	0.036	0.041	-	-	northwest	1.6
2011/3/13 20:20	0.035	under inspection	0.036	0.037	0.042	-	-	north-northwest	1.8
2011/3/13 20:30	0.036	under inspection	0.036	0.036	0.04	-	-	west-southwest	1.2
2011/3/13 20:40	0.035	under inspection	0.036	0.037	0.04	-	-	southwest	1.0
2011/3/13 20:50	0.036	under inspection	0.036	0.037	0.042	-	-	southwest	1.7
2011/3/13 21:00	0.037	under inspection	0.037	0.035	0.042	-	-	southwest	2.3
2011/3/13 21:10	0.037	under inspection	0.037	0.036	0.04	-	-	west-southwest	4.5
2011/3/13 21:20	0.037	under inspection	0.037	0.037	0.04	-	-	west-southwest	4.9
2011/3/13 21:30	0.036	under inspection	0.037	0.039	0.041	-	-	west-southwest	2.9
2011/3/13 21:40	0.036	under inspection	0.036	0.036	0.04	-	-	west-southwest	4.2
2011/3/13 21:50	0.036	under inspection	0.037	0.04	0.041	-	-	west-southwest	2.8
2011/3/13 22:00	0.036	under inspection	0.038	0.038	0.041	-	-	west-southwest	2.8
2011/3/13 22:10	0.036	under inspection	0.037	0.037	0.042	-	-	west-southwest	1.0
2011/3/13 22:20	0.036	under inspection	0.037	0.037	0.04	-	-	northeast	0.5
2011/3/13 22:30	0.036	under inspection	0.036	0.036	0.041	-	-	northeast	0.6
2011/3/13 22:40	0.037	under inspection	0.037	0.037	0.042	-	-	northeast	0.4
2011/3/13 22:50	0.037	under inspection	0.037	0.037	0.042	-	-	west-southwest	1.1
2011/3/13 23:00	0.035	under inspection	0.036	0.038	0.043	-	-	southeast	0.3
2011/3/13 23:10	0.037	under inspection	0.036	0.036	0.04	-	-	south-southeast	0.3
2011/3/13 23:20	0.036	under inspection	0.037	0.036	0.041	-	-	northeast	0.5
2011/3/13 23:30	0.036	under inspection	0.036	0.037	0.041	-	-	northeast	0.1
2011/3/13 23:40	0.037	under inspection	0.036	0.037	0.04	-	-	northeast	0.9
2011/3/13 23:50	0.036	under inspection	0.037	0.037	0.042	-	-	northeast	0.5