

1F-6 Recorder Chart List

(March 11 - 20, 2011)

* Other recorders were turned off due to outage.

No	Record item	PNL	Recorder name	Recorder No.	Chart color	Range	Remarks
1	Reactor water level	P601	REACTOR LEVEL	LR-B22-R615A	Red	-3800~1300mm	
2		P601	REACTOR LEVEL	LR-B22-R615B	Red	-3800~1300mm	
3		P601	POST ACCIDENT MONITORING SYSTEM A	LR/PR-B22-R623A	Red	-3800~1500mm	Revised on 3.12.2012
4		P601	POST ACCIDENT MONITORING SYSTEM B	LR/PR-B22-R623B	Red	-3800~1500mm	
5		P603	WIDE/NARROW RANGE WATER LEVEL(NARROW) WIDE/NARROW RANGE WATER LEVEL(UP SET)	LR-C34-R608	Red Green	0~1500mm 0~4500mm	
6	Reactor pressure	P603	REACTOR PRESSURE & TURBINE STEAM	FR/PR-C34-R609	Red	5.884~7.355MPa	
3		P601	POST ACCIDENT MONITORING SYSTEM A	LR/PR-B22-R623A	Green	0~11MPa	
4		P601	POST ACCIDENT MONITORING SYSTEM B	LR/PR-B22-R623B	Green	0~11MPa	
7	D/W pressure, S/C pressure	P601	DRYWELL PRESS SUPPR CHAMBER PRESS(D/W PRESS) DRYWELL PRESS SUPPR CHAMBER PRESS(S/C PRESS)	PR-26-79.55	Red Green	0~500kPaabs 0~500kPaabs	
8		CP-5	PCV PRESS & N2 MAKE-UP FLOW(PCV PRESS & N2 MAKE-UP FLOW(MAKE-UP FLOW))	P/FR-26-79.50	Red Green	-14.71~24.52kPa 0~25Nm ³ /h	
9		CP-5	DRYWELL & SUPP CHAMB PRESSURE(D/W PRESS) DRYWELL & SUPP CHAMB PRESSURE(S/C PRESS)	PR-26-79.5	Red Green	0~500kPaabs 0~500kPaabs	
10		S/C water level	CP-5	Suppression chamber liquid level (NARROW) Suppression chamber liquid level (WIDE)	LR-26-79.5A	Red Blue	-50~50cm -390~80cm
11	S/C temperature	P689	SUPPRESSION POOL TEMPERATURE (43°)	TR-TT48-R600A	Violet ●	0~150°C	
			SUPPRESSION POOL TEMPERATURE (103°)		Red ●		
			SUPPRESSION POOL TEMPERATURE (163°)		Black ●		
			SUPPRESSION POOL TEMPERATURE (223°)		Green ●		
			SUPPRESSION POOL TEMPERATURE (283°)		Blue ●		
			SUPPRESSION POOL TEMPERATURE (343°)		Brown ●		
			SUPPRESSION POOL TEMPERATURE (Average)		Violet ○		
12		P690	SUPPRESSION POOL TEMPERATURE (43°)	TR-TT48-R600B	Violet ●	0~150°C	
			SUPPRESSION POOL TEMPERATURE (103°)		Red ●		
			SUPPRESSION POOL TEMPERATURE (163°)		Black ●		
			SUPPRESSION POOL TEMPERATURE (223°)		Green ●		
			SUPPRESSION POOL TEMPERATURE (283°)		Blue ●		
			SUPPRESSION POOL TEMPERATURE (343°)		Brown ●		
			SUPPRESSION POOL TEMPERATURE (Average)		Violet ○		
13	ECCS flow meter	P601	RHR B FLOW	FR-E12-R615B	Red	0~600l/s	Revised on 3.12.2012
			RHR C FLOW		Blue	0~600l/s	
			HPCS FLOW		Green	0~500l/s	
14		P601	RHR A FLOW	FR-E12-R615A	Red	0~600l/s	
			LPCS FLOW		Blue	0~600l/s	
			RCIC FLOW		Green	0~50l/s	

1F-6 Recorder Chart List

(March 11 - 20, 2011)

* Other recorders were turned off due to outage.

No	Record item	PNL	Recorder name	Recorder No.	Chart color	Range	Remarks	
15	Fuel pool temperature	P614	RHR INLET TO Hx(A)	TRS-E12-R601	Violet ●	0~300°C	Revised on 3.12.2012	
			RHR INLET TO Hx(A)		Red ●			
			RHR DISCH FROM Hx(A)		Black ●			
			RHR DISCH FROM Hx(B)		Green ●			
			COOL WATER DISCH FROM Hx(A)		Blue ●			
			COOL WATER DISCH FROM Hx(B)		Brown ●			
			FUEL POOL COOL WATER DISCH Hx(A)		Violet ○			
			FUEL POOL COOL WATER DISCH Hx(B)		Red ○			
FUEL POOL COOL WATER INLET PUMP	Black ○							
15	Temperature of various parts of the reactor	P614	RADWASTE DISCHARGE	TRS-E12-R601	Green ○	0~300°C		
			MAIN STEAM LINE DRAIN		Blue ○			
			MAIN STEAM LINE DRAIN		Brown ○			
			VESSEL TOP HEAD ADJ TO FLANGE		Violet +			
			VESSEL TOP HEAD FLANGE		Red +			
			VESSEL HEAD STUD		Black +			
			VESSEL FLANGE		Green +			
			VESSEL WALL ADJ TO FLANGE		Blue +			
			FEEDWATER NOZZLE(N48 END)		Brown +			
			FEEDWATER NOZZLE(N48 INBOARD)		Violet Y			
			VESSEL BOTTOM ABOVE SKT JCT		Red Y			
			VESSEL BOTTOM HEAD DRAINLINE		Black Y			
			SUPPORT SKIRT TOP		Green Y			
			VESSEL BOTTOM HEAD		Blue Y			
SUPPORT SKIRT AT MTG FLANGE	Brown Y							
16	Temperature of various parts inside RCV	CP-5	DRYWELL COOLER A RETURN AIR	TR-26-79.5	Violet ●	0~200°C	Revised on 3.12.2012	
			DRYWELL COOLER B RETURN AIR		Red ●			
			DRYWELL COOLER C RETURN AIR		Black ●			
			DRYWELL COOLER D RETURN AIR		Green ●			
			DRYWELL COOLER E RETURN AIR		Blue ●			
			DRYWELL COOLER A SUPPLY AIR		Brown ●			
			DRYWELL COOLER B SUPPLY AIR		Violet ○			
			DRYWELL COOLER C SUPPLY AIR		Red ○			
			DRYWELL COOLER D SUPPLY AIR		Black ○			
			DRYWELL COOLER E SUPPLY AIR		Green ○			
			RPV BELLOWS SEAL TEMP(0°)		Blue ○			
			RPV BELLOWS SEAL TEMP(80°)		Brown ○			
			RPV BELLOWS SEAL TEMP(142°)		Violet +			
			RPV BELLOWS SEAL TEMP(190°)		Red +			
			RPV BELLOWS SEAL TEMP(280°)		Black +			
			SUPPRESSION CHAMBER AIR		Green +			
			SUPPRESSION CHAMBER AIR		Blue +			
			SUPPRESSION CHAMBER AIR		Brown +			
SUPPRESSION CHAMBER AIR	Violet Y							
17	Stack monitor	P660	Temperature around RPV Head Flange	TR-26-79.52	紫	0~200°C		
			Temperature around RPV Head Flange		Red			
			Temperature around RPV Head Flange		Black			
			Temperature around CRD housing		Green			
			Temperature around CRD housing		Blue			
18	Reactor output	P603	SRNMch.A/APRMch.A	NR-C51-R603A	Red	$1 \times 10^{-1} \sim 1 \times 10^6 \text{S}^{-1}$		
		P603	SRNMch.C/APRMch.C	NR-C51-R603C	Green	/0~40%.0~125%		
19			P603	SRNMch.E/APRMch.E	NR-C51-R603C	Red		$1 \times 10^{-1} \sim 1 \times 10^6 \text{S}^{-1}$
20			P603	SRNMch.G/RBMch.A	NR-C51-R603B	Green		/0~40%.0~125%
21			P603	SRNMch.B/APRMch.B	NR-C51-R603B	Red		$1 \times 10^{-1} \sim 1 \times 10^6 \text{S}^{-1}$
22	Reactor coolant temperature	P603	RECIRC LOOP B TEMP	TR-B35-R650	Red	0~300°C	Revised on 3.12.2012	
			RECIRC LOOP A TEMP		Green			
23	Radiation monitor inside RCV	P635	RCV ambient radiation monitor A(D/W)	RR-D23-R601A	Red	$1 \times 10^{-2} \sim 1 \times 10^5 \text{Sv/h}$		
			P635	RCV ambient radiation monitor C(S/C)		Green		
24		P636	RCV ambient radiation monitor B(D/W)	RR-D23-R601B	Red	$1 \times 10^{-2} \sim 1 \times 10^5 \text{Sv/h}$		
			RCV ambient radiation monitor D(S/C)		Green			
25	Radiation monitor	P600	SGTS exhaust gas radiation monitor A	RR-D17-R606	Red	$1 \times 10^{-2} \sim 1 \times 10^4 \text{mSv/h}$		
			P600	SGTS exhaust gas radiation monitor B		Green		
26			P600	SGTS MONITOR C	RR-D17-R101	Green		$1 \times 10^{-1} \sim 1 \times 10^6 \text{S}^{-1}$
				SGTS MONITOR D		Red		
27		P600	Reactor Building / Turbine Building exhaust radiation monitor A	RR-D17-R613	Red	$1 \times 10^{-1} \sim 1 \times 10^6 \text{S}^{-1}$		
			Reactor Building / Turbine Building exhaust radiation monitor B		Green			
28		P600	A/C Reactor Building exhaust plenum	RR-D17-R603	Red	$1 \times 10^{-4} \sim 1 \times 10^0 \text{mSv/h}$		
			B/D Reactor Building exhaust plenum		Green			
29	Main steam flow volume	P603	REACTOR STEAM FLOW	FR-C34-R607	Red	0~ $8 \times 10^3 \text{t/h}$		
			REACTOR FEEDWATER FLOW		Green			

1F-6 Recorder Chart List

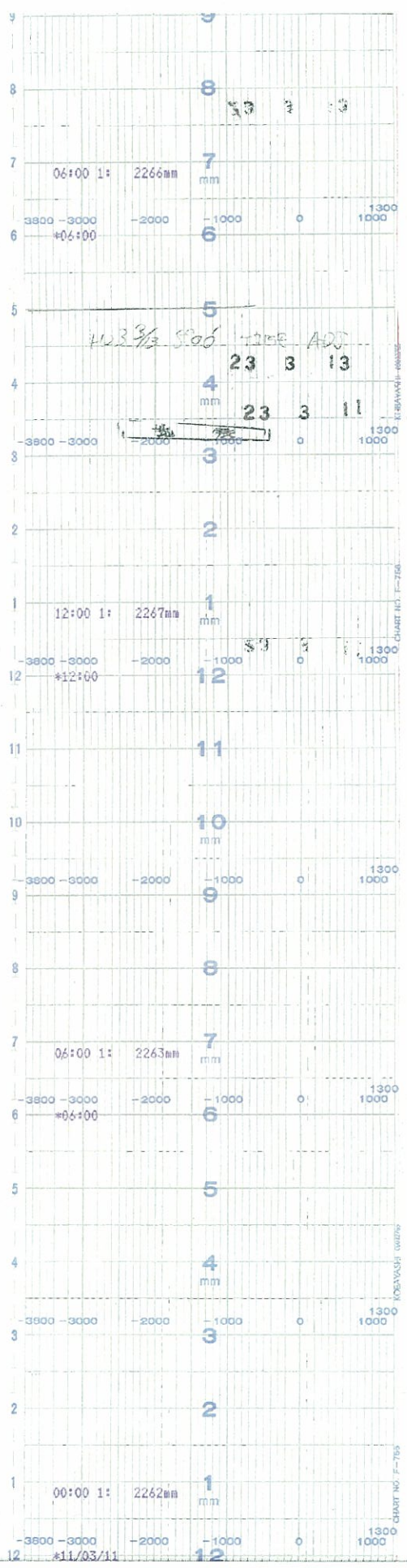
(March 11 - 20, 2011)

* Other recorders were turned off due to outage.

No	Record item	PNL	Recorder name	Recorder No.	Chart color	Range	Remarks
30	MSIV leak temperature, etc.	CP-33	B22-F028A VALVE STEM LEAK TEMP	TRS-E31-R602	Violet ●	0~200℃	
			B22-F028B VALVE STEM LEAK TEMP		Red ●		
			B22-F028C VALVE STEM LEAK TEMP		Black ●		
			B22-F028D VALVE STEM LEAK TEMP		Green ●		
			B22-F098A VALVE STEM LEAK TEMP		Blue ●		
			B22-F098B VALVE STEM LEAK TEMP		Brown ●		
			B22-F098C VALVE STEM LEAK TEMP		Violet ○		
			B22-F098D VALVE STEM LEAK TEMP		Red ○		
			G33-F107 VALVE RELIFE TEMP		Black ○		
			G33-F108 VALVE RELIFE TEMP		Green ○		
			RHR A PUMP MTR UPPER BRG		Blue ○		
			RHR A PUMP MTR LOWER BRG		Brown ○		
			RHR B PUMP MTR UPPER BRG		Violet +		
			RHR B PUMP MTR LOWER BRG		Red +		
			RHRS A PUMP MTR UPPER BRG		Black +		
			RHRS A PUMP MTR LOWER BRG		Green +		
			RHRS B PUMP MTR UPPER BRG		Blue +		
			RHRS B PUMP MTR LOWER BRG		Brown +		
			RHRS C PUMP MTR UPPER BRG		Violet Y		
			RHRS C PUMP MTR LOWER BRG		Red Y		
RHRS D PUMP MTR UPPER BRG	Black Y						
RHRS D PUMP MTR LOWER BRG	Green Y						
31		P614	SAFETY/RELIEF VALVE F013A	TR-B22-R614	Violet ●	0~200℃	
			ADS VALVE F013B		Red ●		
			ADS VALVE F013C		Black ●		
			SAFETY/RELIEF VALVE F013D		Green ●		
			SAFETY/RELIEF VALVE F013E		Blue ●		
			ADS VALVE F013F		Brown ●		
			SAFETY/RELIEF VALVE F013G		Violet ○		
			ADS VALVE F013H		Red ○		
			SAFETY/RELIEF VALVE F013J		Black ○		
			ADS VALVE F013K		Green ○		
			ADS VALVE F013L		Blue ○		
			SAFETY/RELIEF VALVE F013M		Brown ○		
			SAFETY/RELIEF VALVE F013N		Violet +		
			SAFETY/RELIEF VALVE F013P		Red +		
			ADS VALVE F013R		Black +		
			SAFETY/RELIEF VALVE F013S		Green +		
			SAFETY/RELIEF VALVE F013U		Blue +		
SAFETY/RELIEF VALVE F013V	Brown +						

↑
時間
TIME

No. 1
LR-B22-R615A
原子炉水位 (燃料域) REACTOR LEVEL (FUEL RANGE)



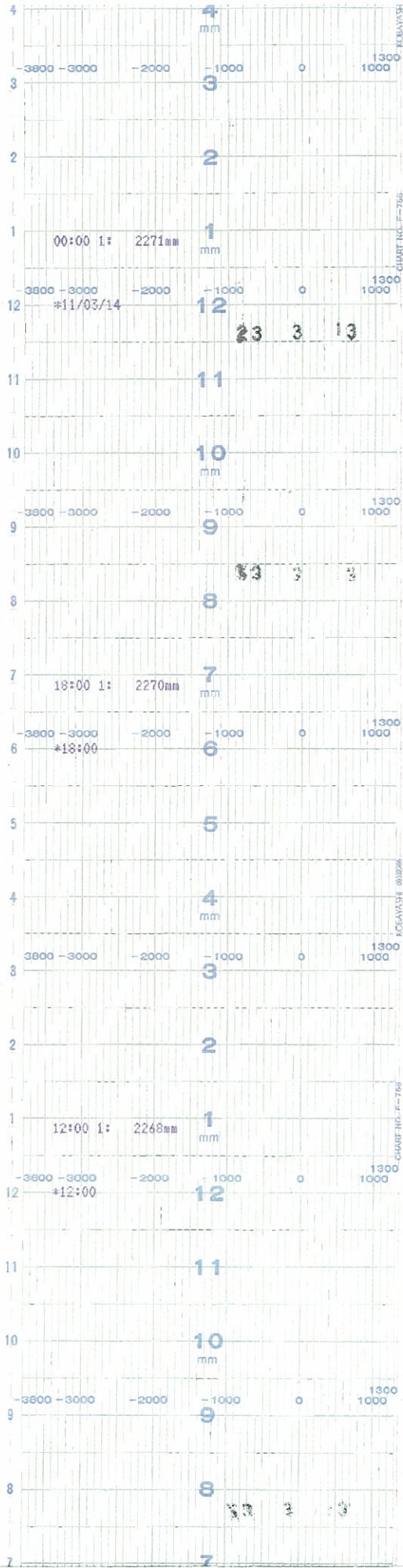
6号機 REACTOR LEVEL (1 / 10)
UNIT6 REACTOR LEVEL

TIME

時間



No. 1	LR-B22-R615A
	原子炉水位 (燃料段) REACTOR LEVEL(FUEL RANGE)



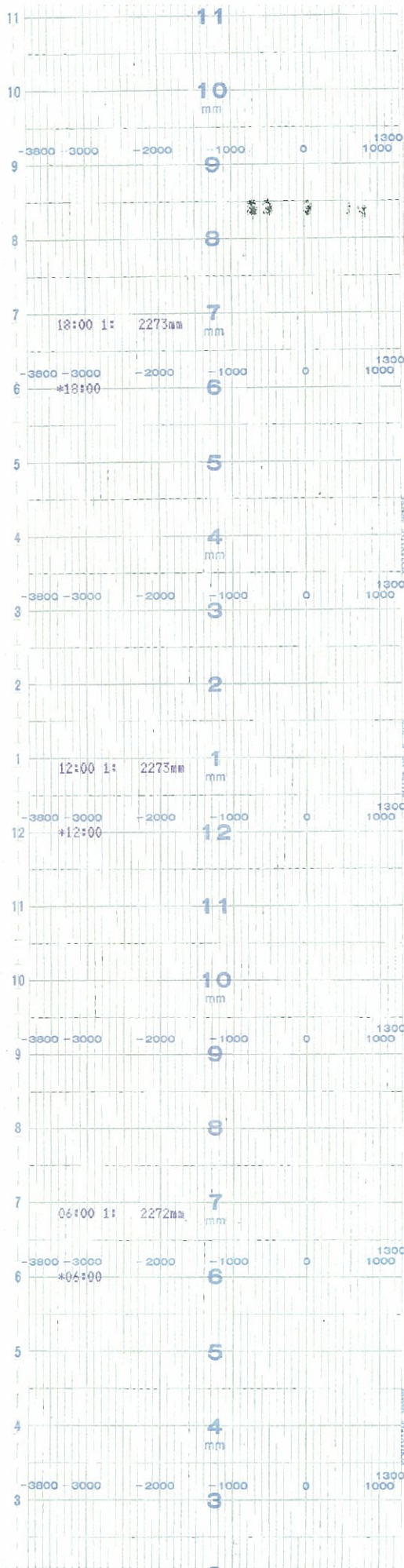
6号機 REACTOR LEVEL(2 / 10)
UNIT6 REACTOR LEVEL

TIME



時間

No. 1	LR-B22-R615A
	原子炉水位 (燃料域) REACTOR LEVEL (FUEL RANGE)



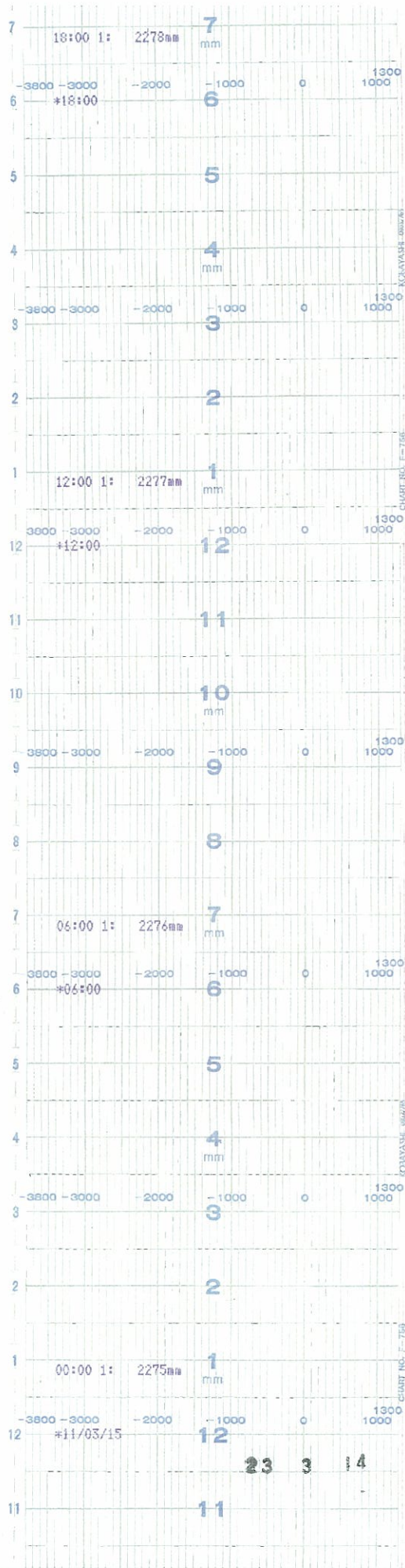
6号機 REACTOR LEVEL (3 / 10)
UNIT6 REACTOR LEVEL

TIME

時間



No. 1	LR-B22-R615A
	原子炉水位 (燃料線) REACTOR LEVEL (FUEL RANGE)



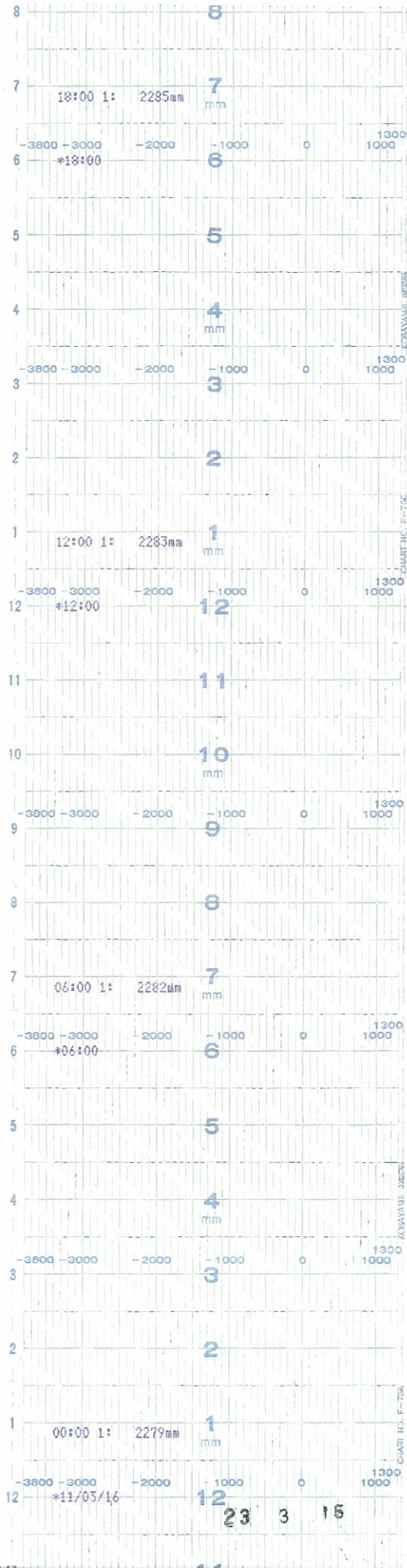
6号機 REACTOR LEVEL (4 / 10)
UNIT6 REACTOR LEVEL

TIME

時間



時間
↑
TIME



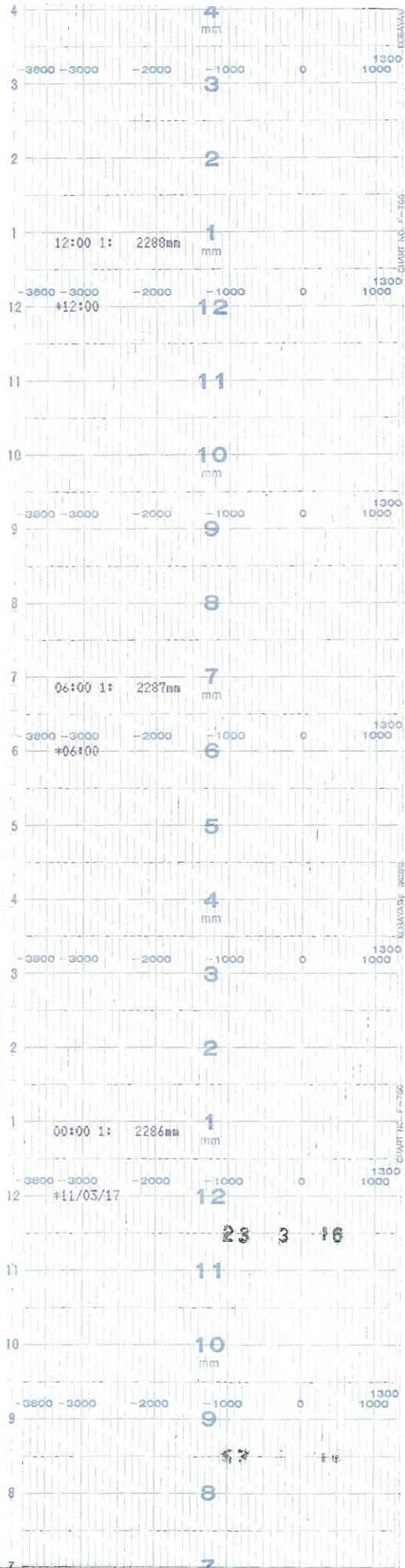
6号機 REACTOR LEVEL(6 / 10)
UNIT6 REACTOR LEVEL

TIME



時間


No. 1	LR-B22-R615A
原子炉水位 (燃料級)	REACTOR LEVEL (FUEL RANGE)

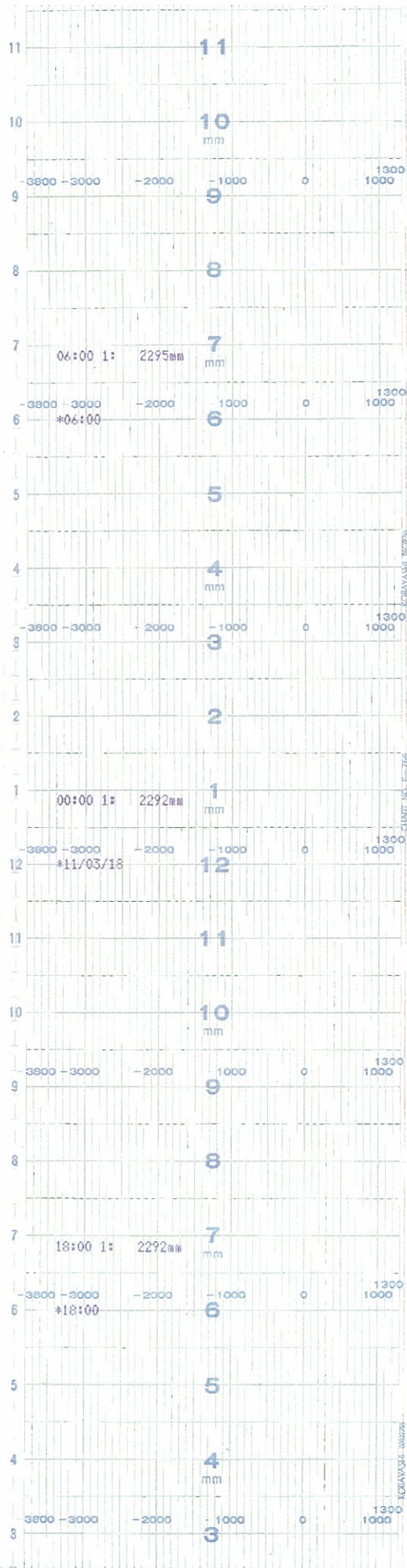


TIME



時間

No. 1	LR-B22-R615A
	原子炉水位 (燃料域) REACTOR LEVEL(FUEL RANGE)




TIME



時間

No. 1	LR-B22-R615A
	原子炉水位 (燃料段) REACTOR LEVEL(FUEL RANGE)




6号機 REACTOR LEVEL(9 / 10)
UNIT6 REACTOR LEVEL

TIME



時間

No. 1	LR-B22-R615A
■	原子炉水位 (燃料域)
	REACTOR LEVEL (FUEL RANGE)

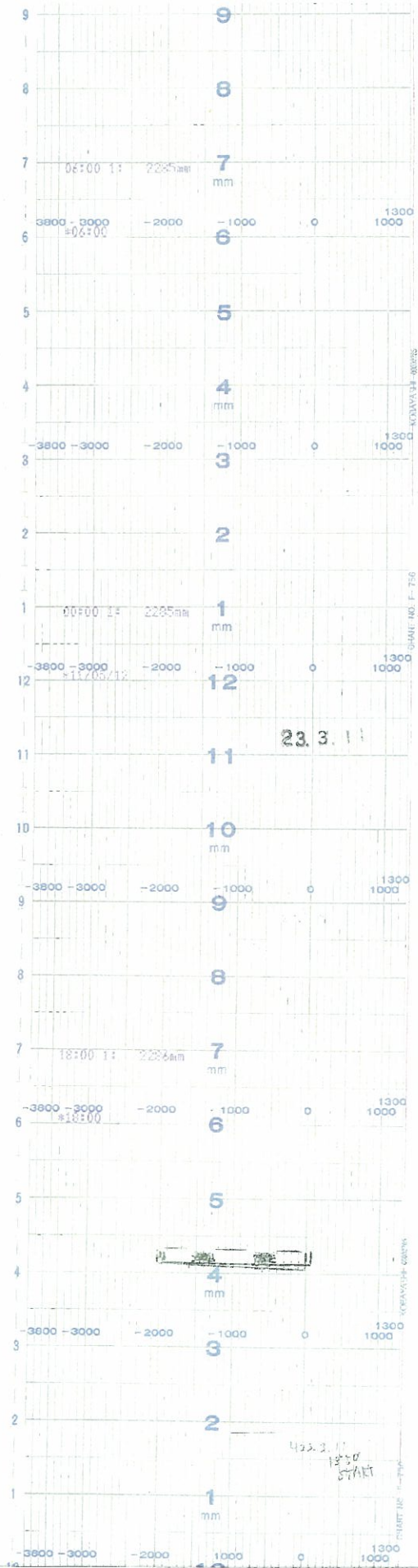


TIME

時間



No. 1	LR-B22-R615B
原子炉水位 (燃料域) REACTOR LEVEL(FUEL RANGE)	




6号機 REACTOR LEVEL(1 / 13)
UNIT6 REACTOR LEVEL

TIME

時間

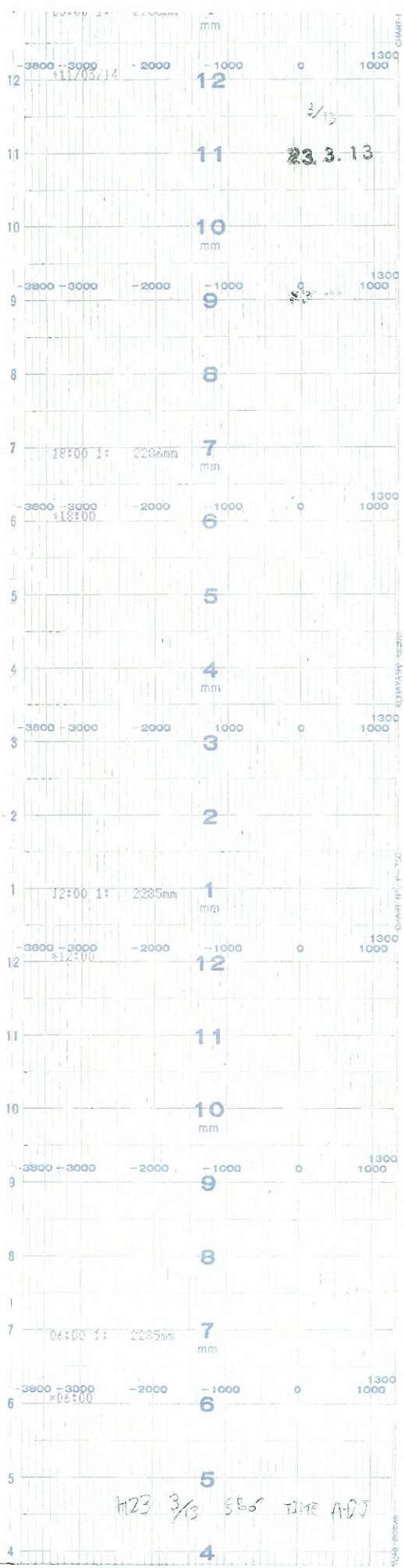


No. 1	LR-B22-R615B
原子炉水位 (燃料域)	REACTOR LEVEL (FUEL RANGE)



↑
時間
TIME

No. 1
LR-B22-R615B
原子炉水位 (燃料域) REACTOR LEVEL(FUEL RANGE)



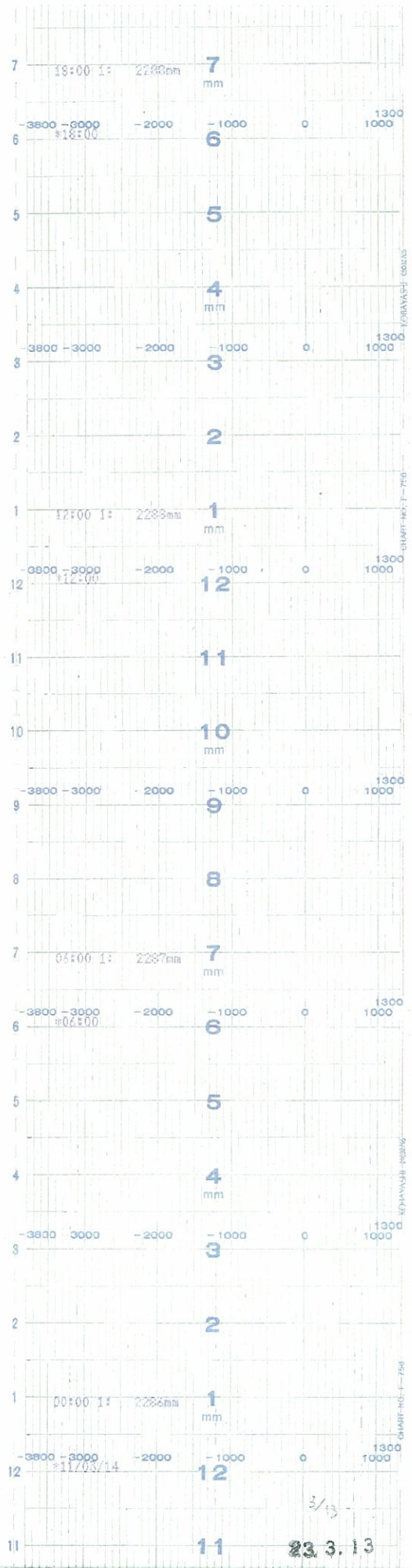
6号機 REACTOR LEVEL(3 / 13)
UNIT6 REACTOR LEVEL

TIME



時間

No. 1	L-R-B22-R615B
	原子炉水位 (燃料域)
	REACTOR LEVEL (FUEL RANGE)

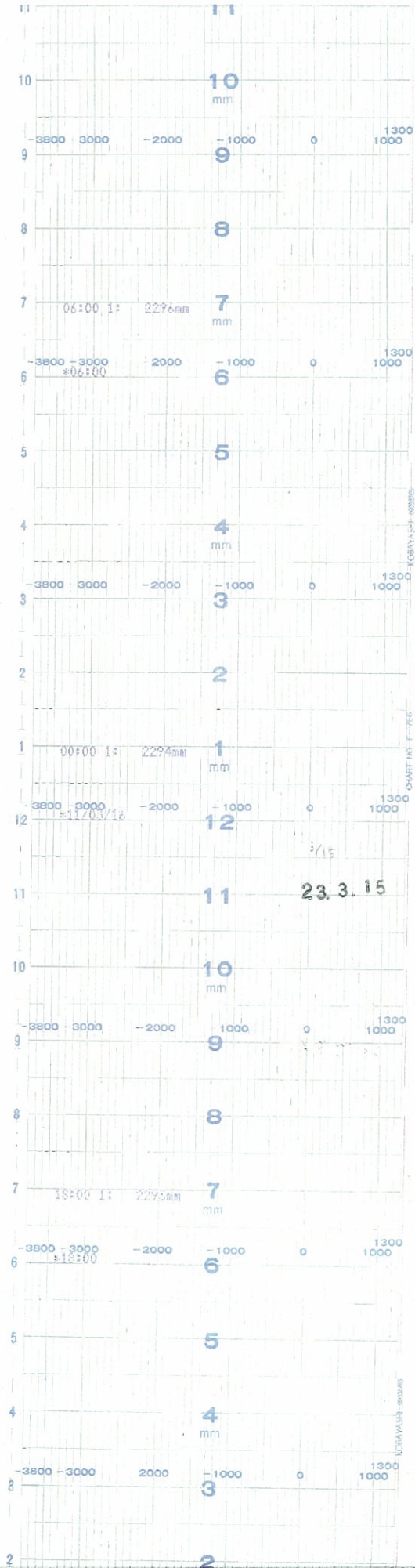


TIME



時間

No. 1	LR-B22-R615B
原子炉水位 (燃料域)	REACTOR LEVEL(FUEL RANGE)

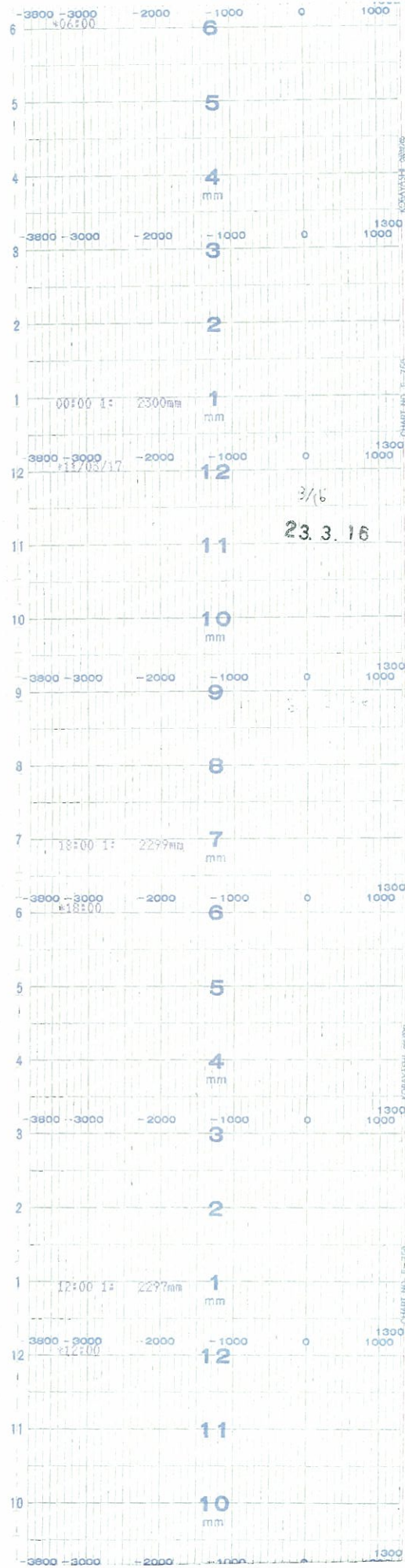


TIME

時間



No. 1	LR-B22-R615B
■	原子炉水位 (燃料域) REACTOR LEVEL (FUEL RANGE)




TIME



時間


No. 1	LR-B22-R615B
原子炉水位 (燃料棒) REACTOR LEVEL (FUEL RANGE)	

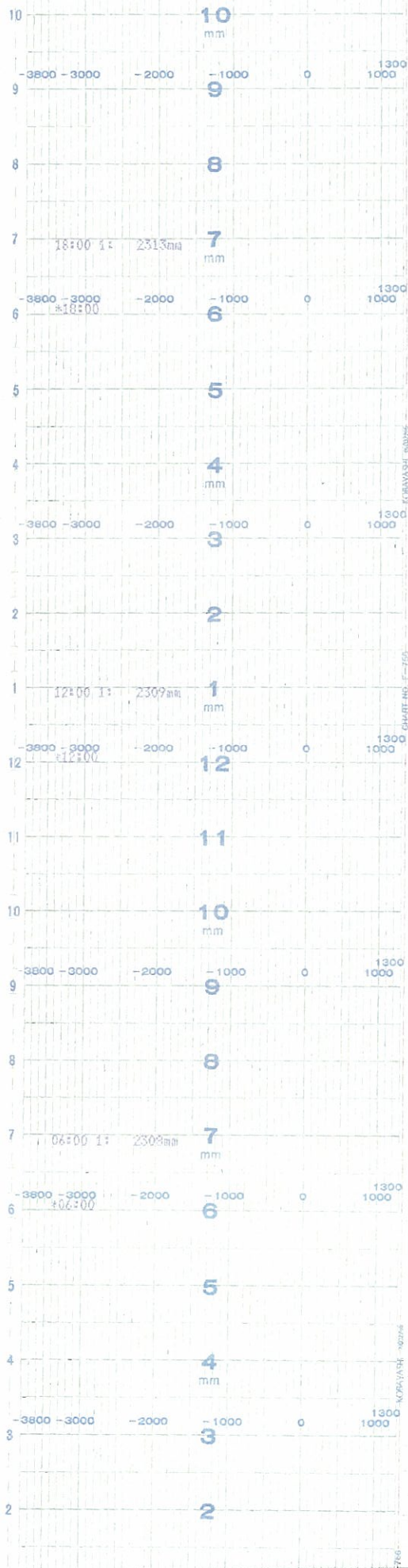


TIME

時間



No. 1	LR-B22-R615B
	原子炉水位 (燃料域)
	REACTOR LEVEL (FUEL RANGE)



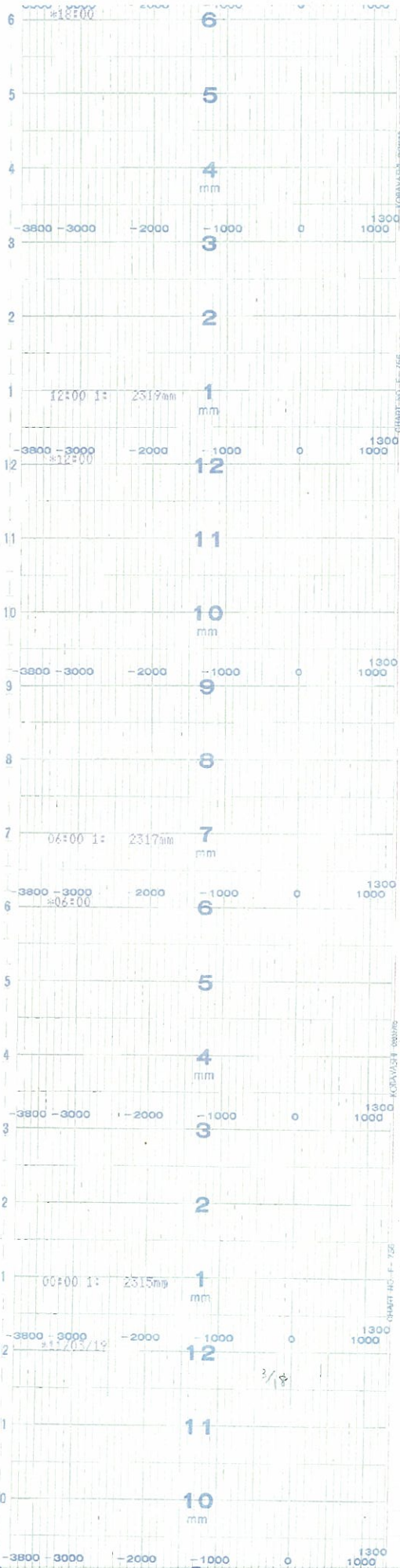
6号機 REACTOR LEVEL(9 / 13)
UNIT6 REACTOR LEVEL

TIME



時間

No. 1	LR-B22-R615B
原子炉水位 (燃料域) REACTOR LEVEL (FUEL RANGE)	




TIME



時間

No. 1
LR-B22-R615B
原子炉水位(燃料域) REACTOR LEVEL(FUEL RANGE)

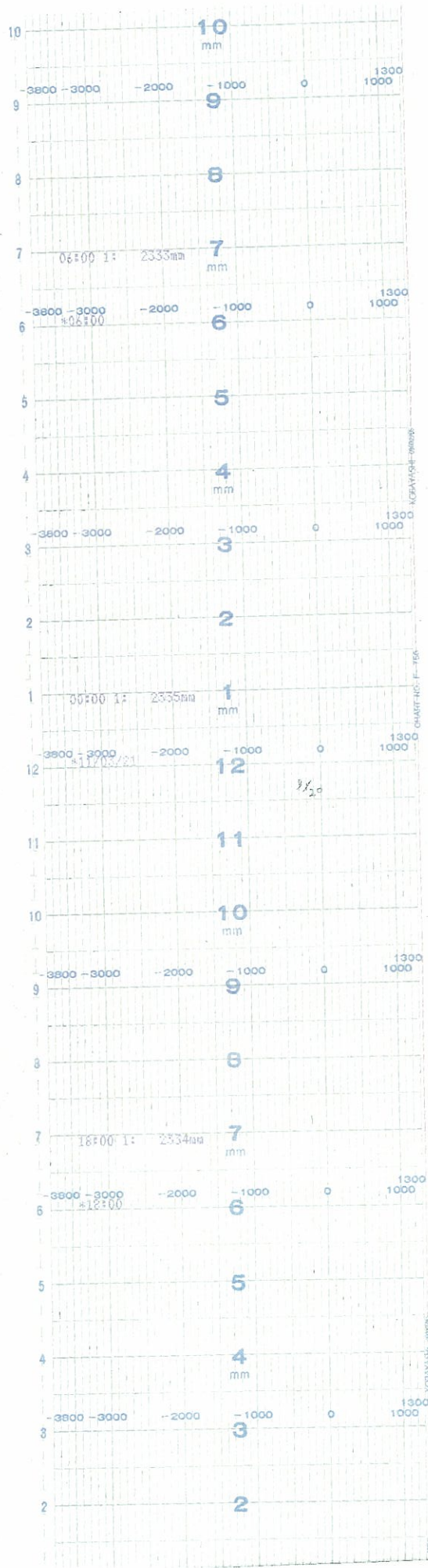


TIME

時間



No. 1	L-R-B22-R615B
■	原子炉水位 (燃料域) REACTOR LEVEL (FUEL RANGE)




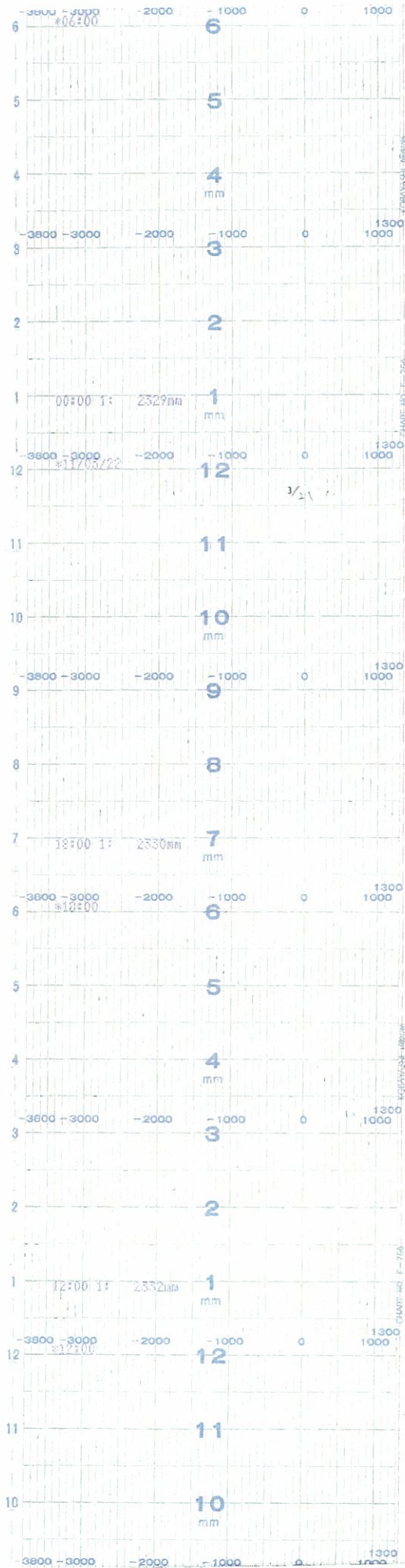
6号機 REACTOR LEVEL (12 / 13)
UNIT6 REACTOR LEVEL

TIME

時間



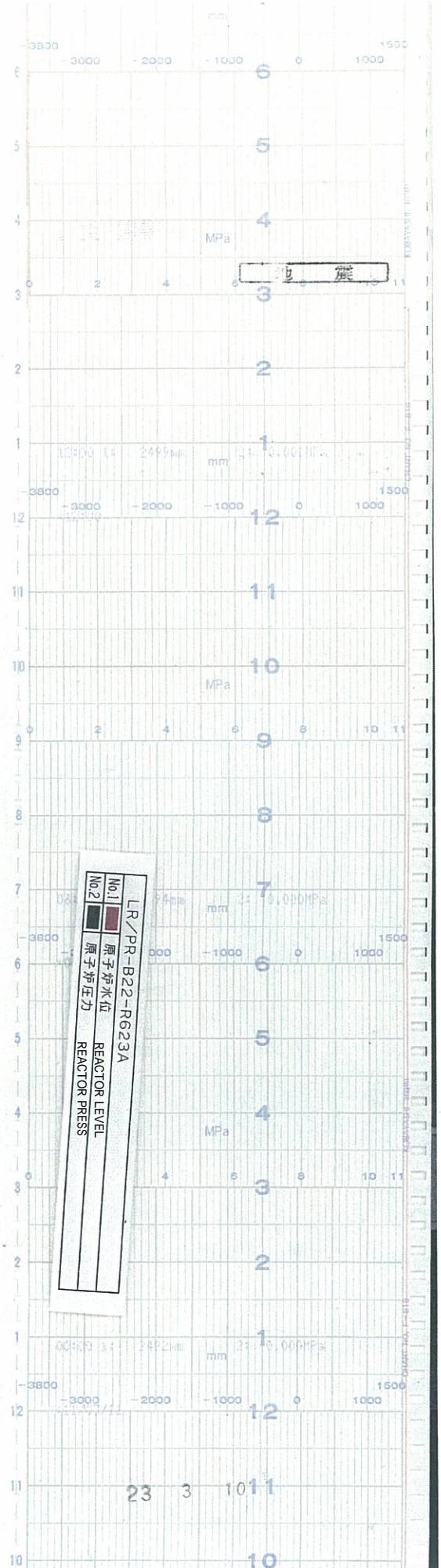
No. 1	LR-R22-R615B
	原子炉水位 (燃料域) REACTOR LEVEL (FUEL RANGE)



TIME



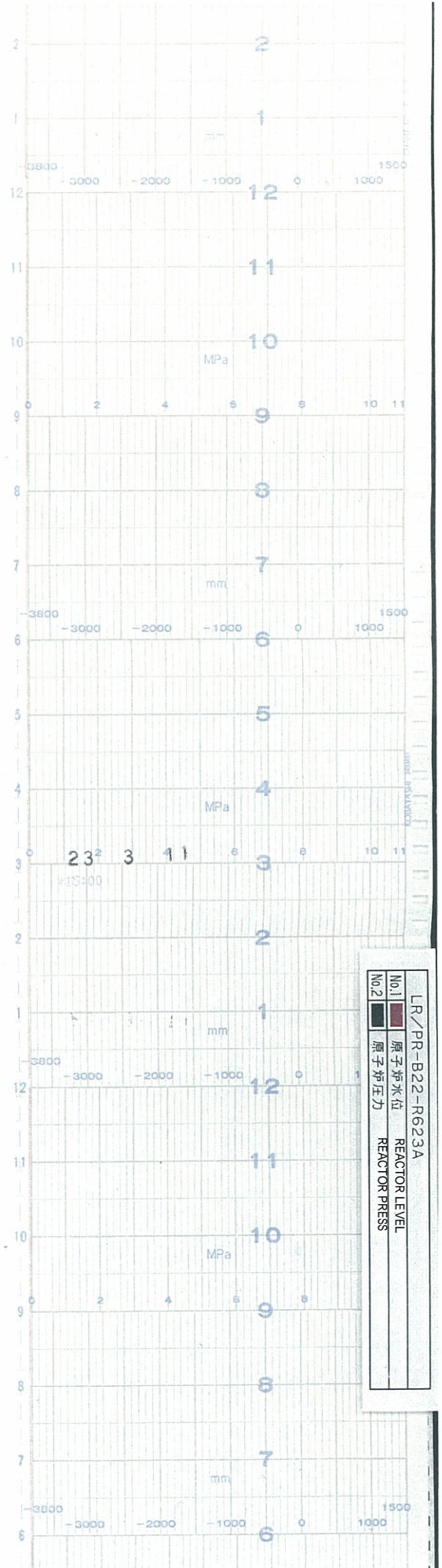
時間



TIME



時間

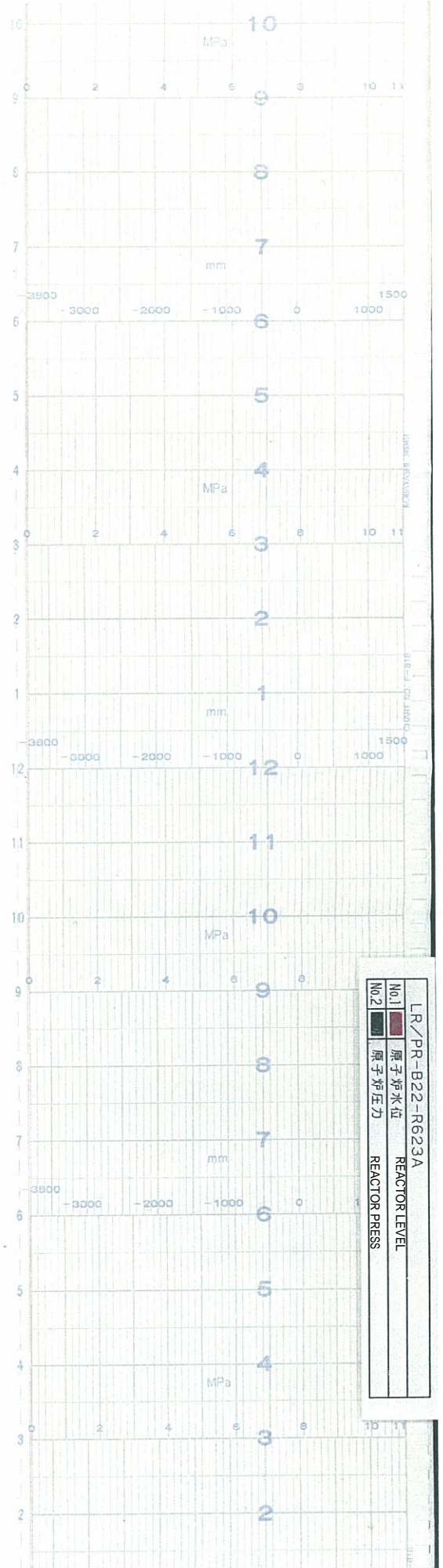


LR/PR-B22-R623A
 No.1 原子炉水位 REACTOR LEVEL
 No.2 原子炉压力 REACTOR PRESS

TIME



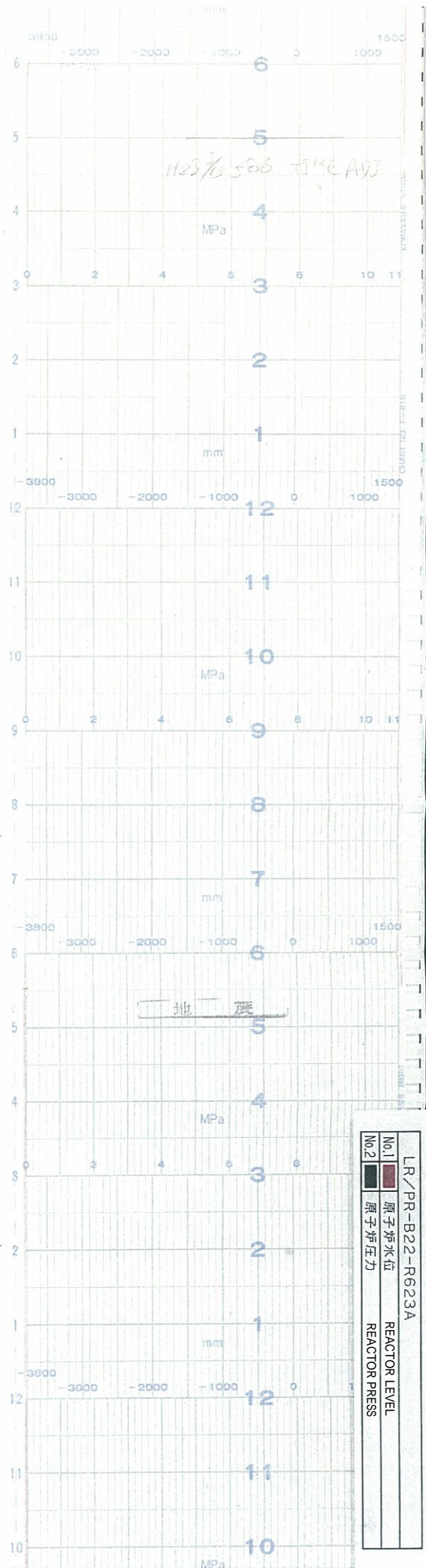
時間



TIME



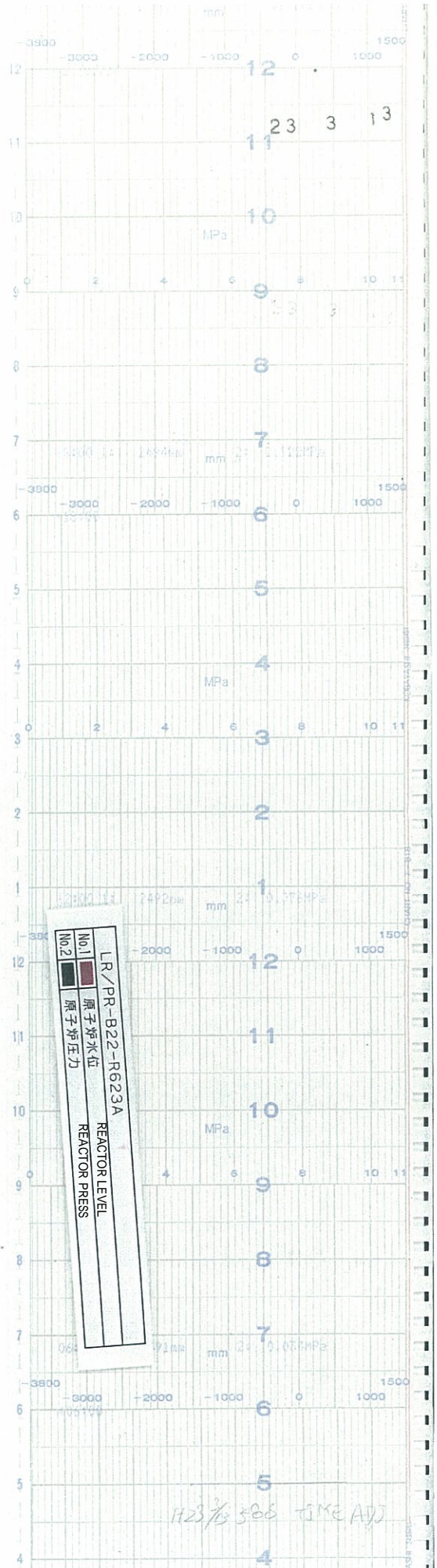
時間



TIME



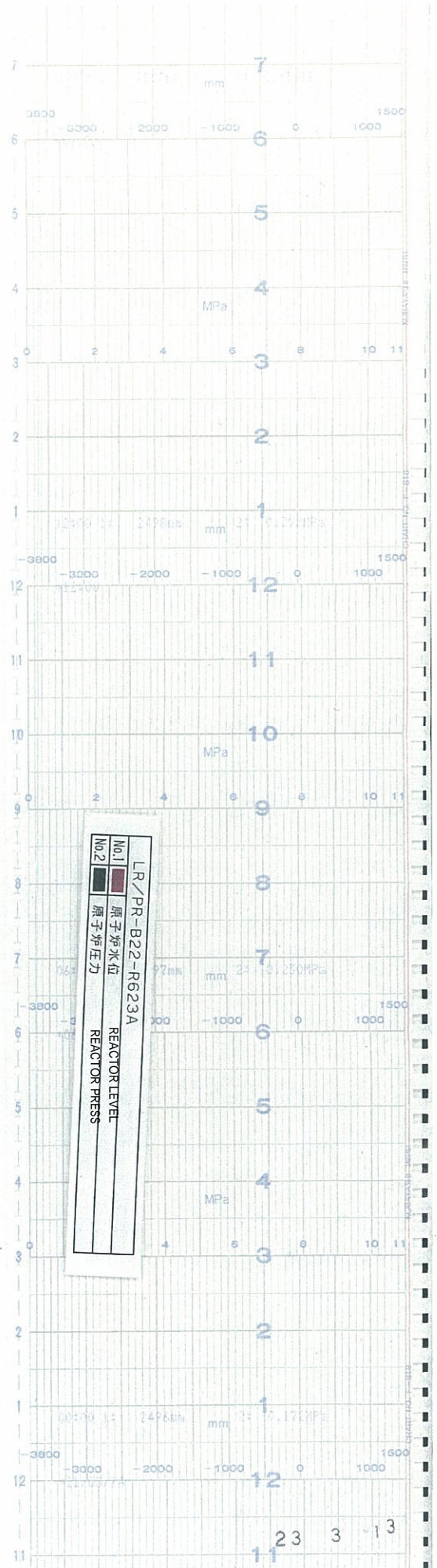
時間



TIME



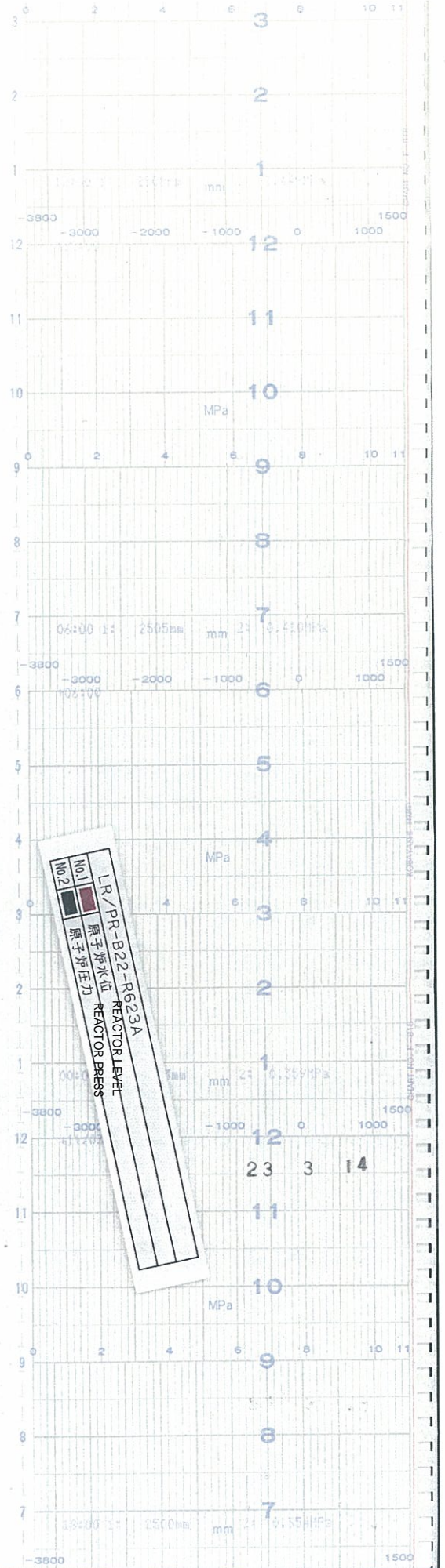
時間





TIME

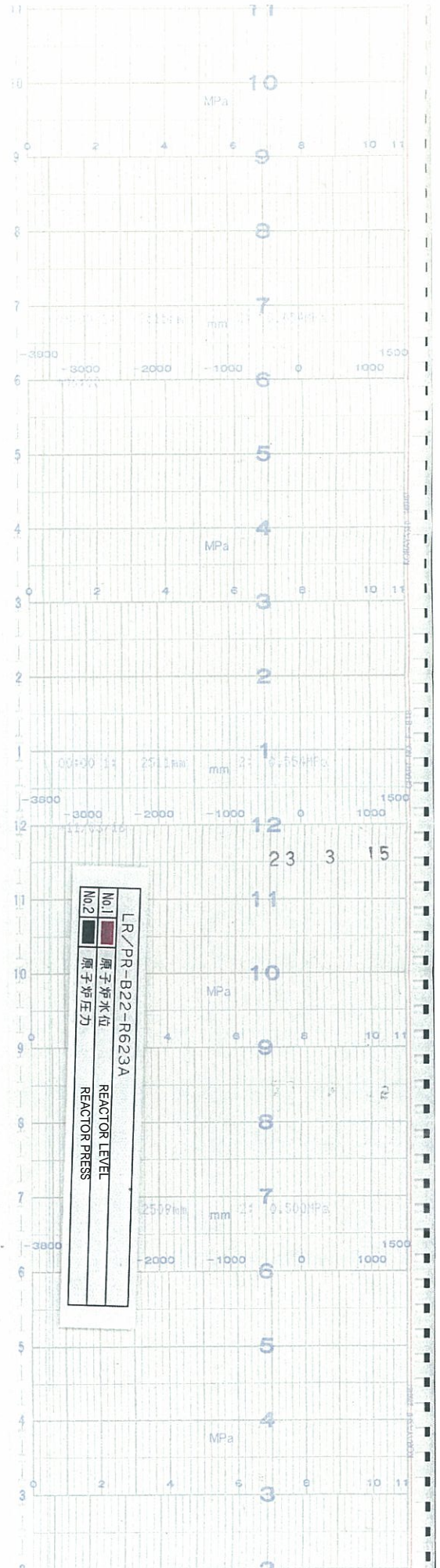
時間



TIME



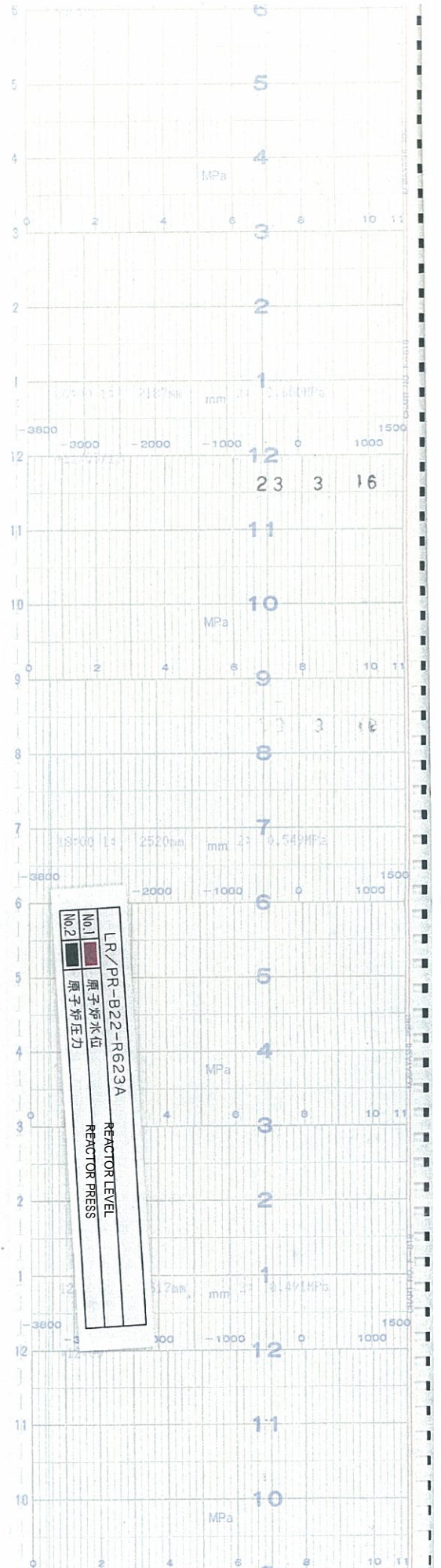
時間



TIME



時間

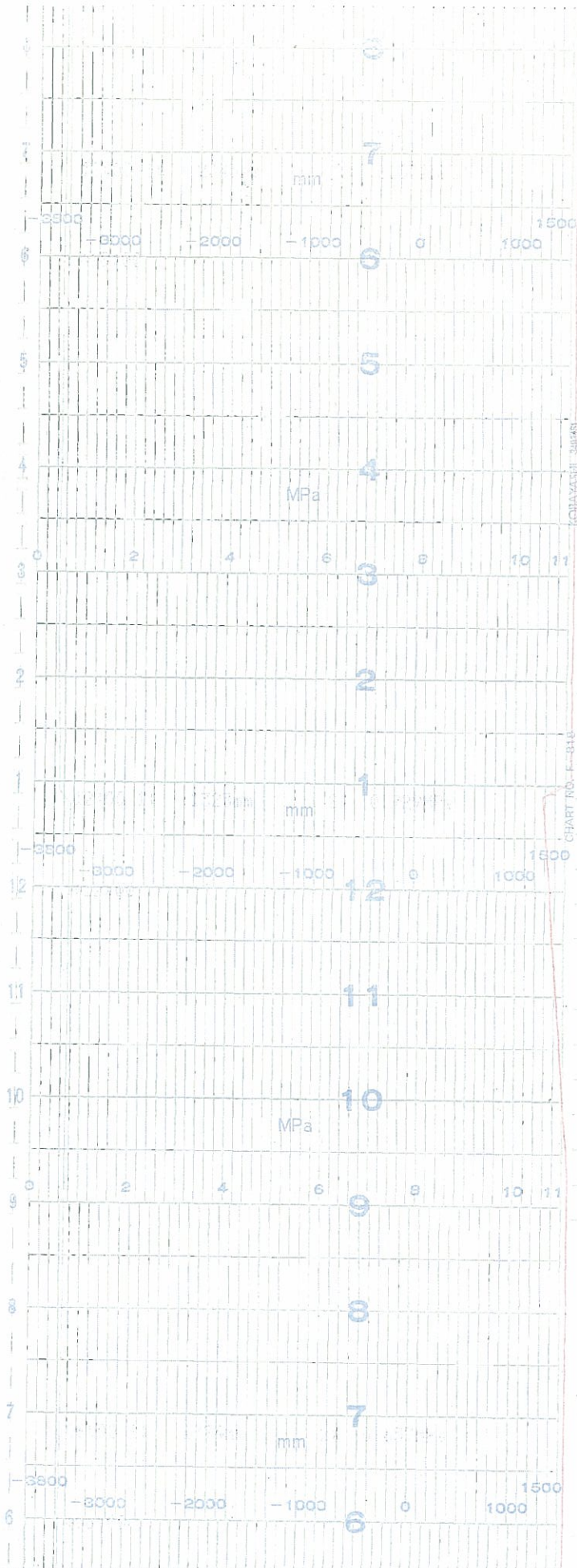




時間

TIME

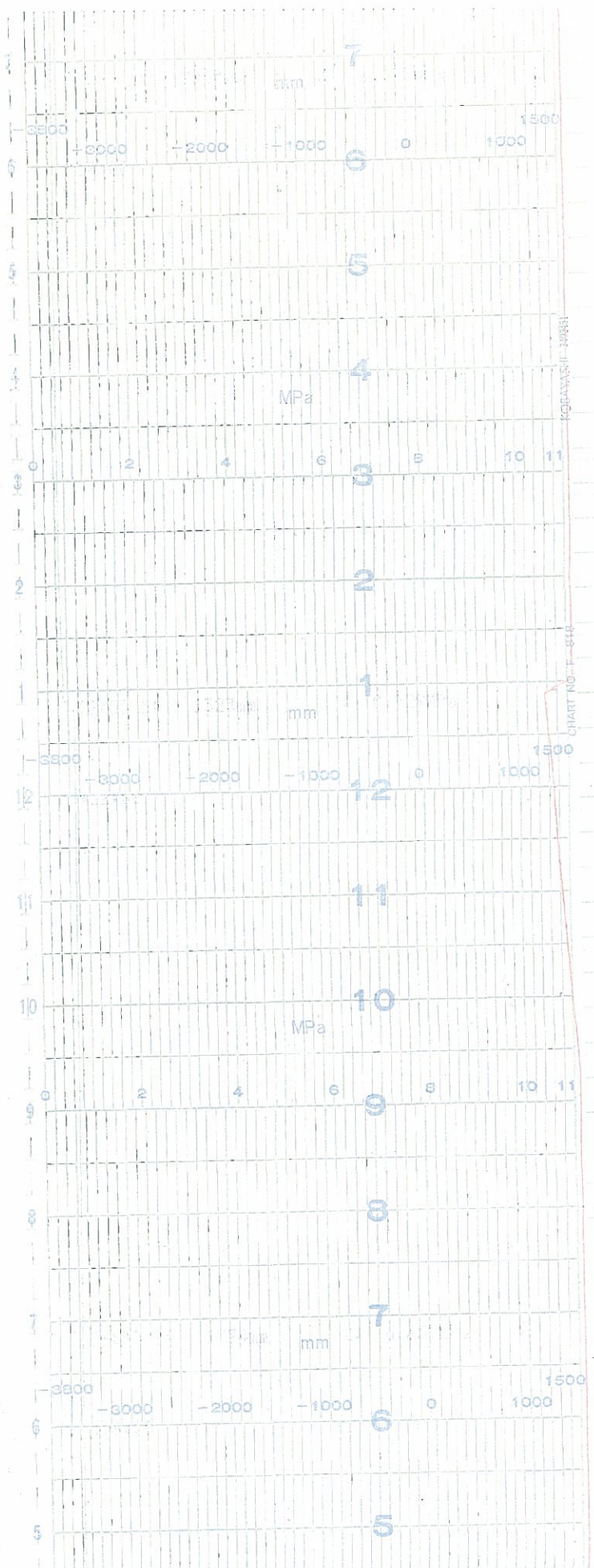
LR/PR-B22-R623A	
No.1	原子炉水位
No.2	原子炉压力
	REACTOR LEVEL
	REACTOR PRESS





時間
TIME

LR/PR-B22-R623A	
No.1	原子炉水位 REACTOR LEVEL
No.2	原子炉压力 REACTOR PRESS



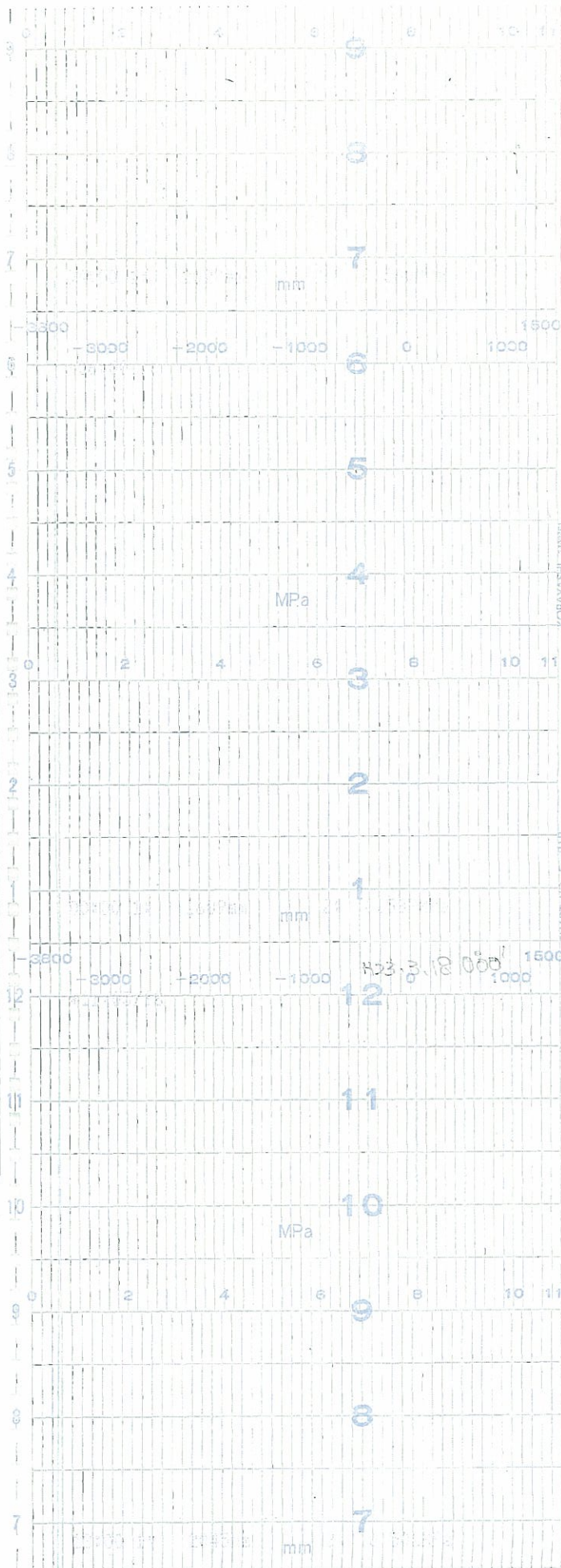


時

間

TIME

LR/PR-B22-R623A	
No.1	原子炉水位
No.2	原子炉压力
	REACTOR LEVEL
	REACTOR PRESS

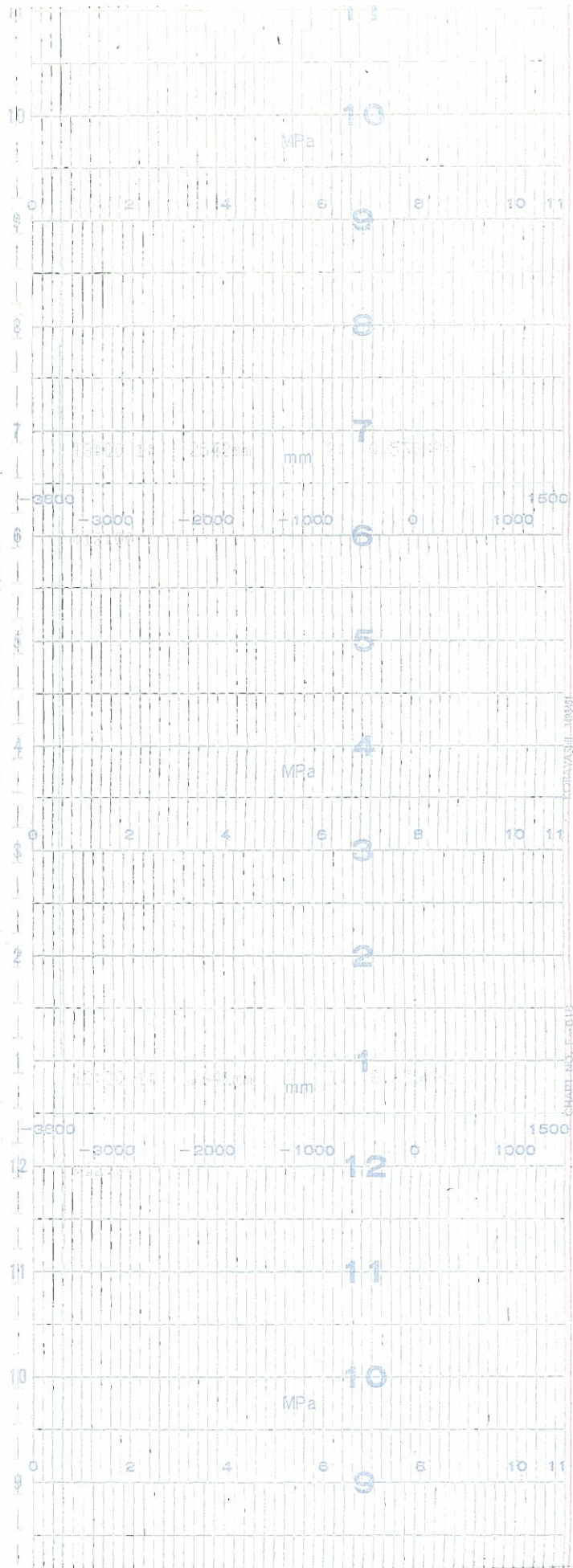




時間

TIME

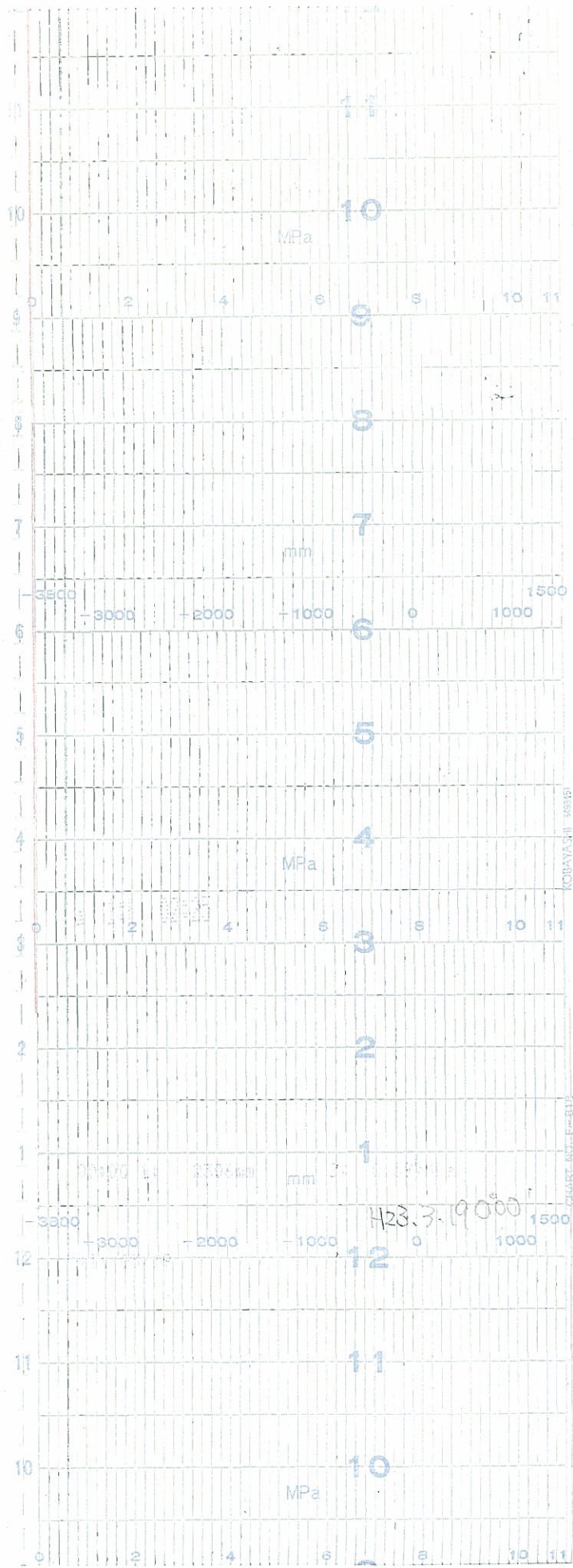
LR/PR-B22-R623A	
No.1	原子炉水位
REACTOR LEVEL	
No.2	原子炉压力
REACTOR PRESS	





時間
TIME

LR/PR-B22-R623A	
No.1	原子炉水位
No.2	原子炉压力
REACTOR LEVEL	
REACTOR PRESS	






時間

TIME

LR/PR-B22-R623A	
No.1	原子炉水位
No.2	原子炉压力
REACTOR LEVEL	
REACTOR PRESS	

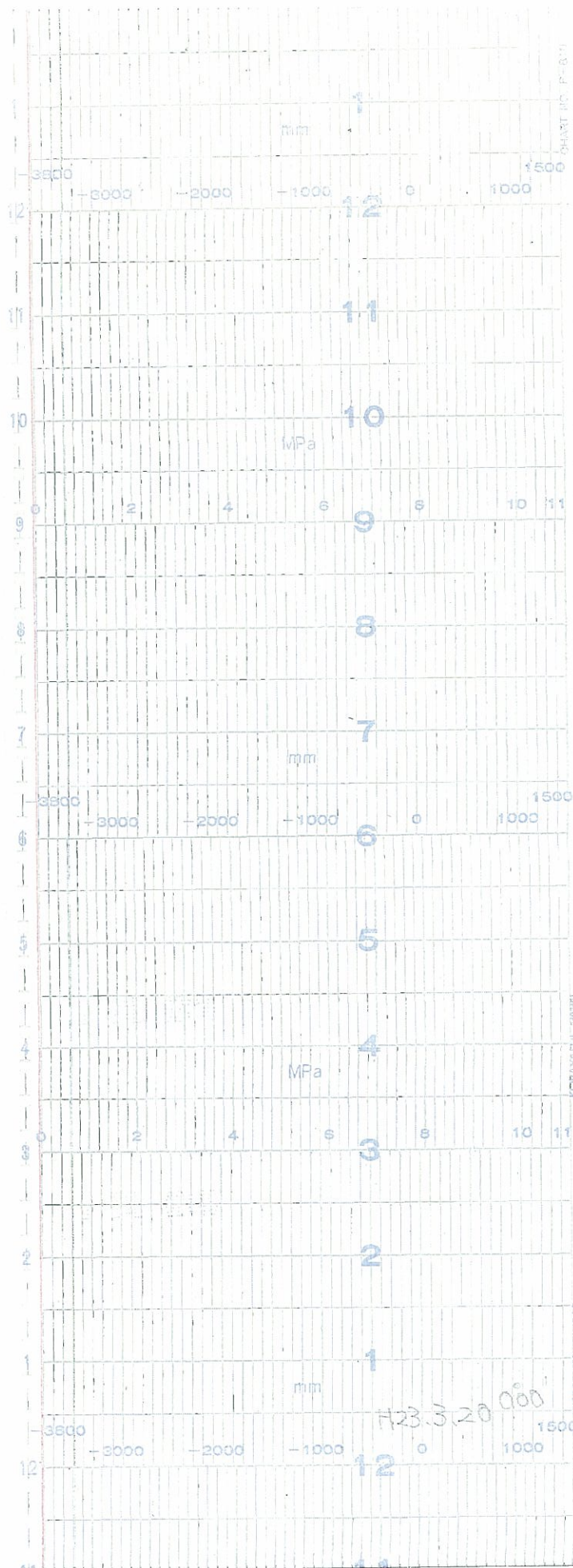


6号機 POST ACCIDENT MONITORING SYSTEM A(15 / 17)
UNIT6 POST ACCIDENT MONITORING SYSTEM A



時間
TIME

LR/PR-B22-R623A	
No.1	原子炉水位 REACTOR LEVEL
No.2	原子炉压力 REACTOR PRESS

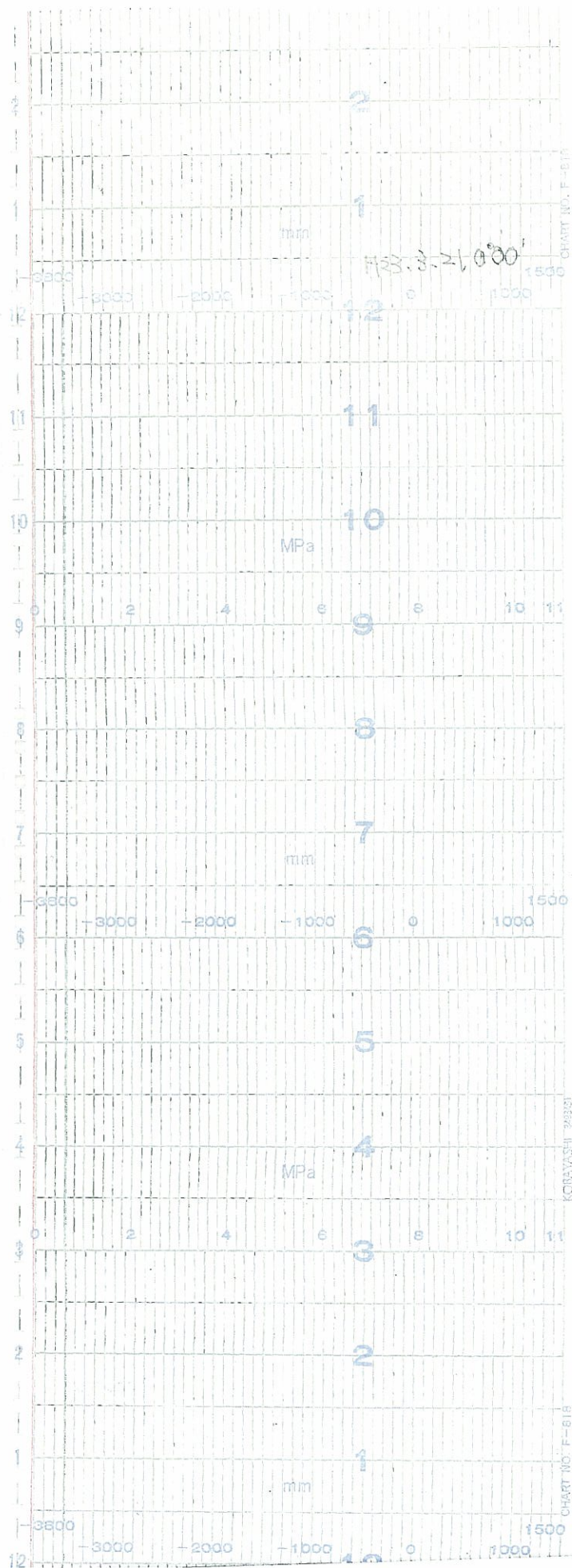




時間

TIME

LR/PR-B22-R623A		
No.1	原子炉水位	REACTOR LEVEL
No.2	原子炉压力	REACTOR PRESS

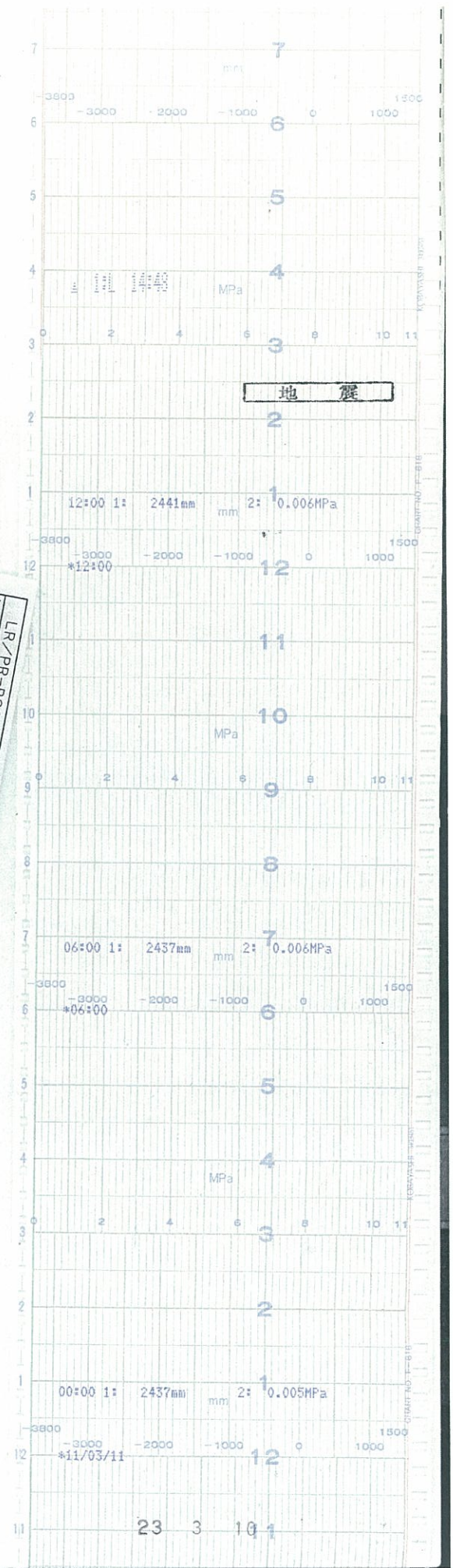




時間

TIME

LR/PR-B22-R623B
No.1 原子炉水位 REACTOR LEVEL
No.2 原子炉压力 REACTOR PRESS

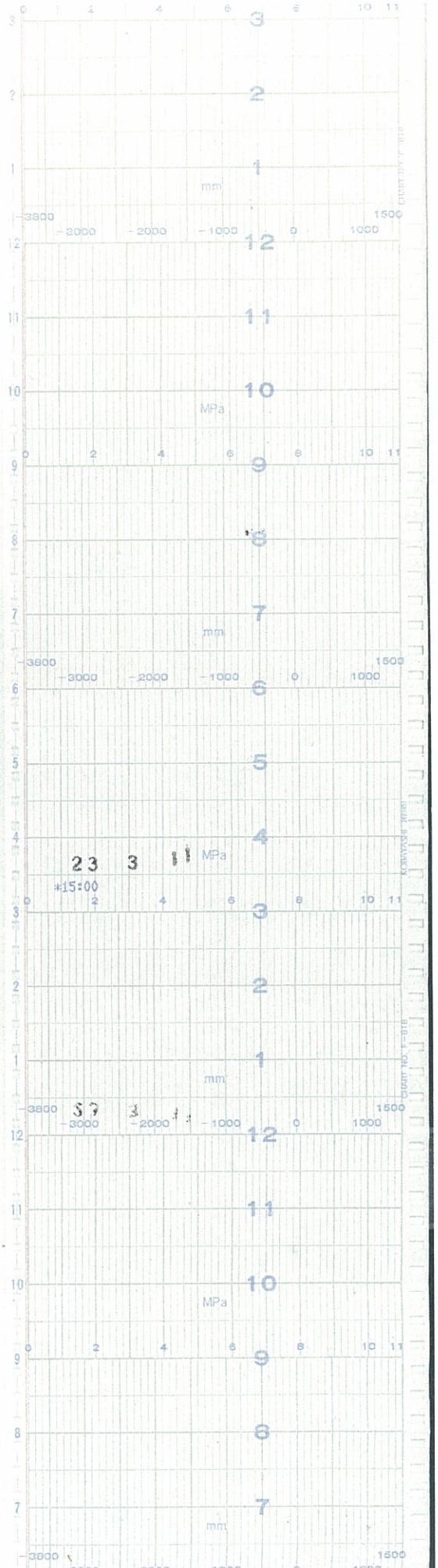




時間

TIME

LR/PR-B22-R623B	
No.1	原子炉水位
REACTOR LEVEL	
No.2	原子炉圧力
REACTOR PRESS	

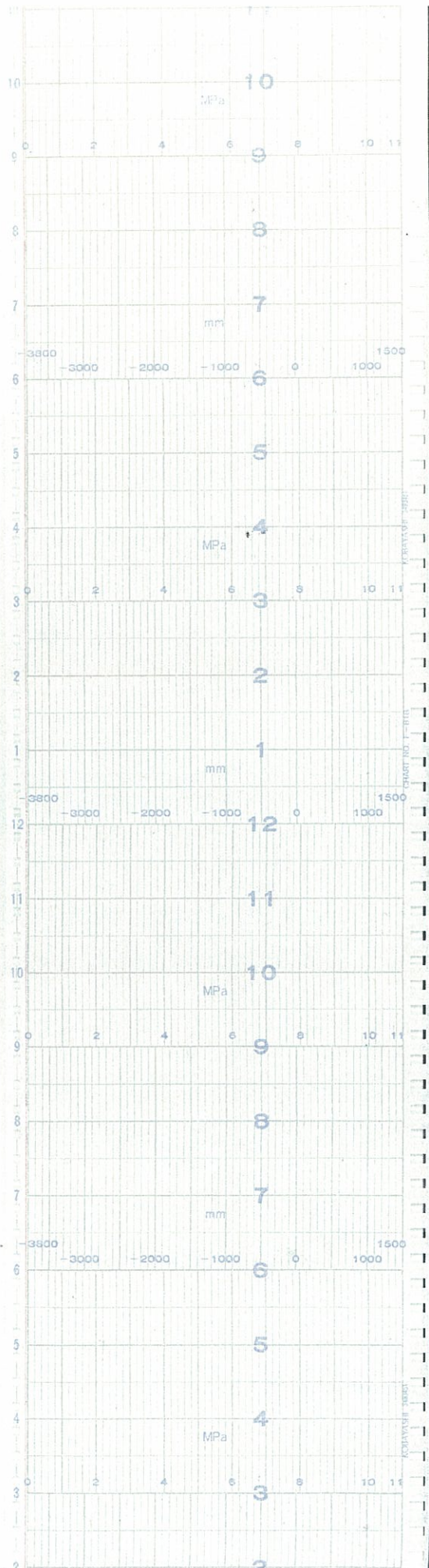




時間
間

TIME

LR/PR-B22-R623B	
No.1	原子炉水位
No.2	原子炉压力
REACTOR LEVEL	
REACTOR PRESS	

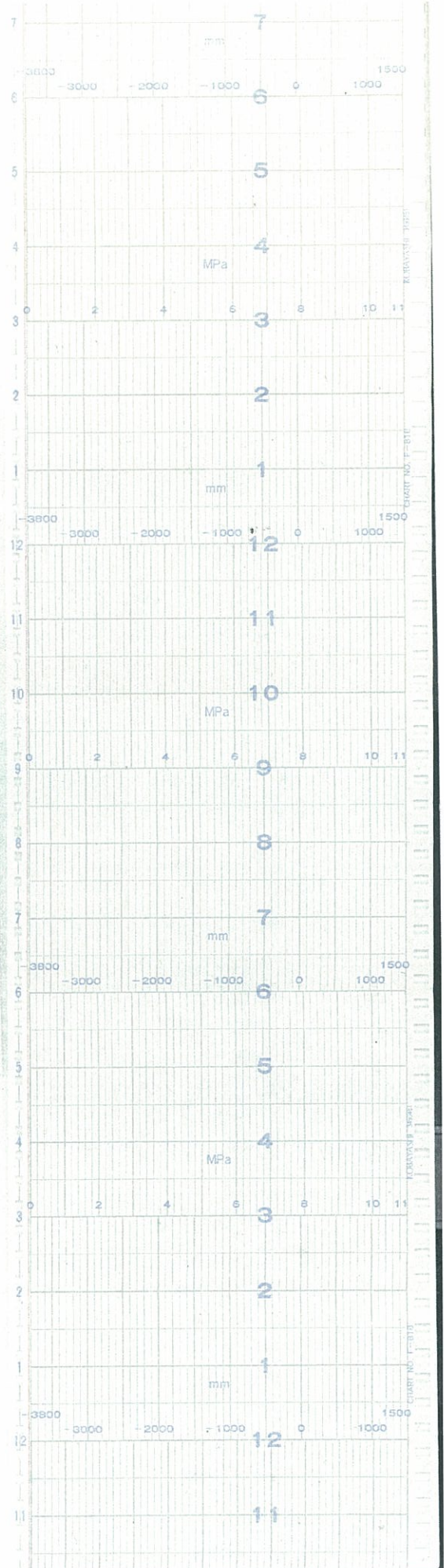




時間

TIME

LR/PR-B22-R623B	
No.1	原子炉水位 REACTOR LEVEL
No.2	原子炉压力 REACTOR PRESS

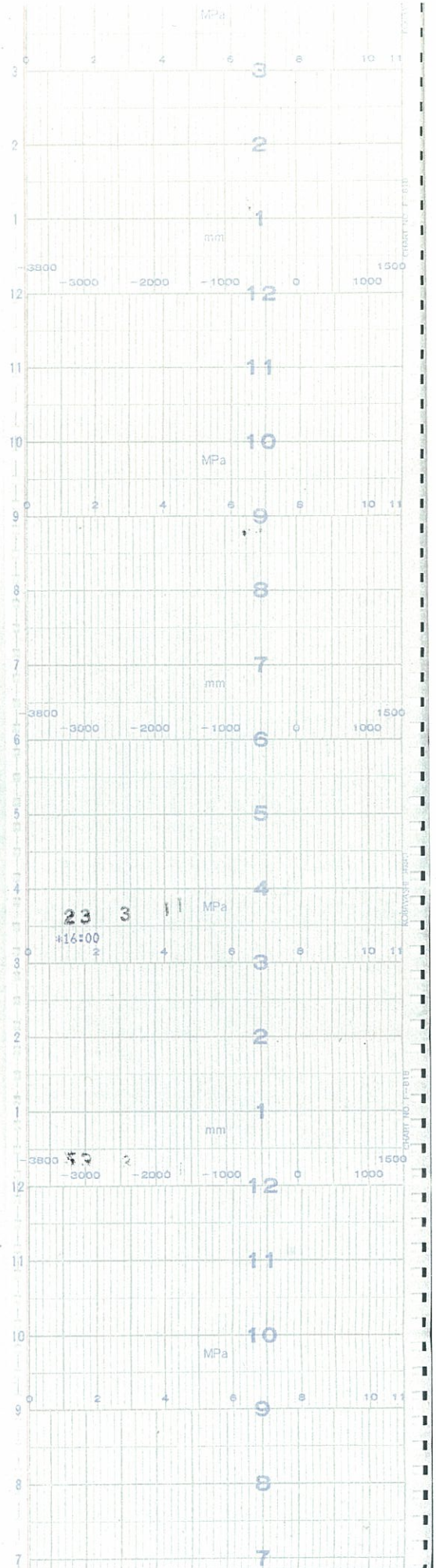




時間

TIME

LR/PR-B22-R623B	
No.1	原子炉水位
No.2	原子炉压力
REACTOR LEVEL	
REACTOR PRESS	

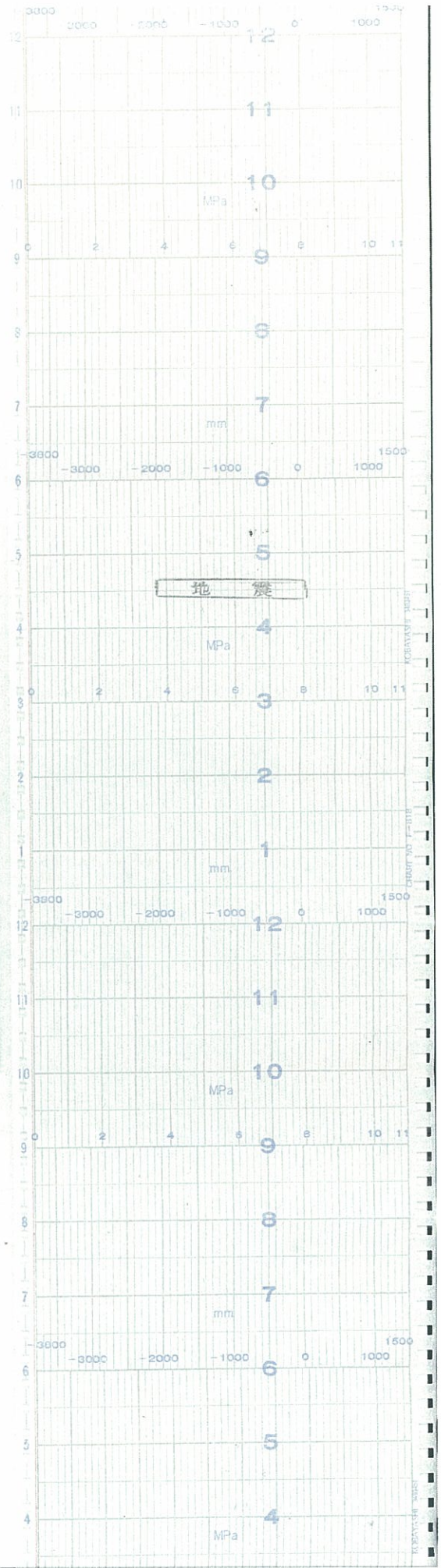




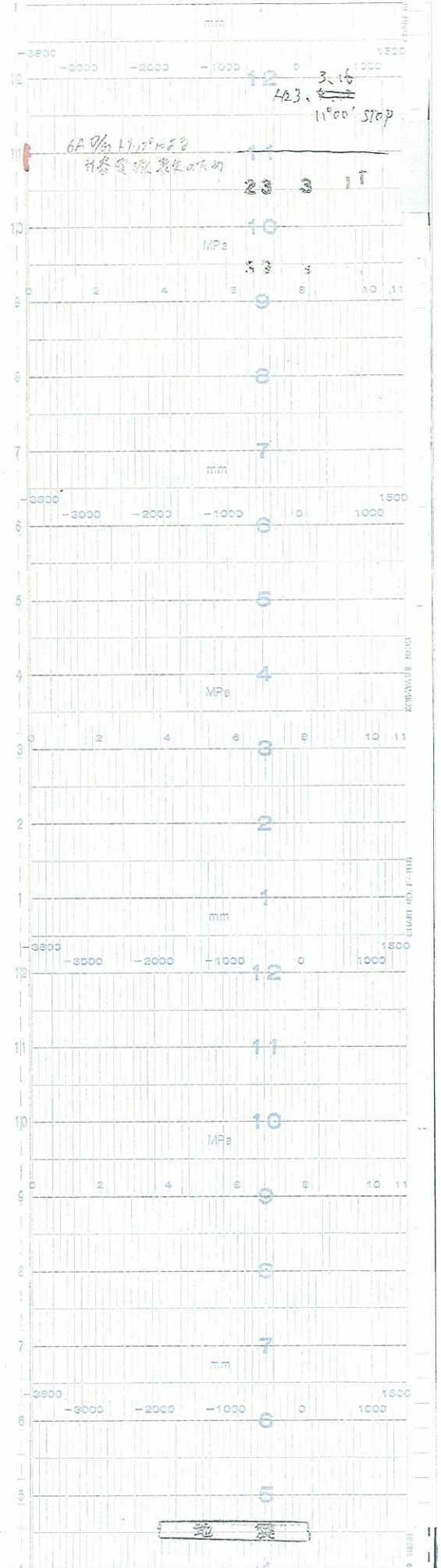
時間
間

TIME

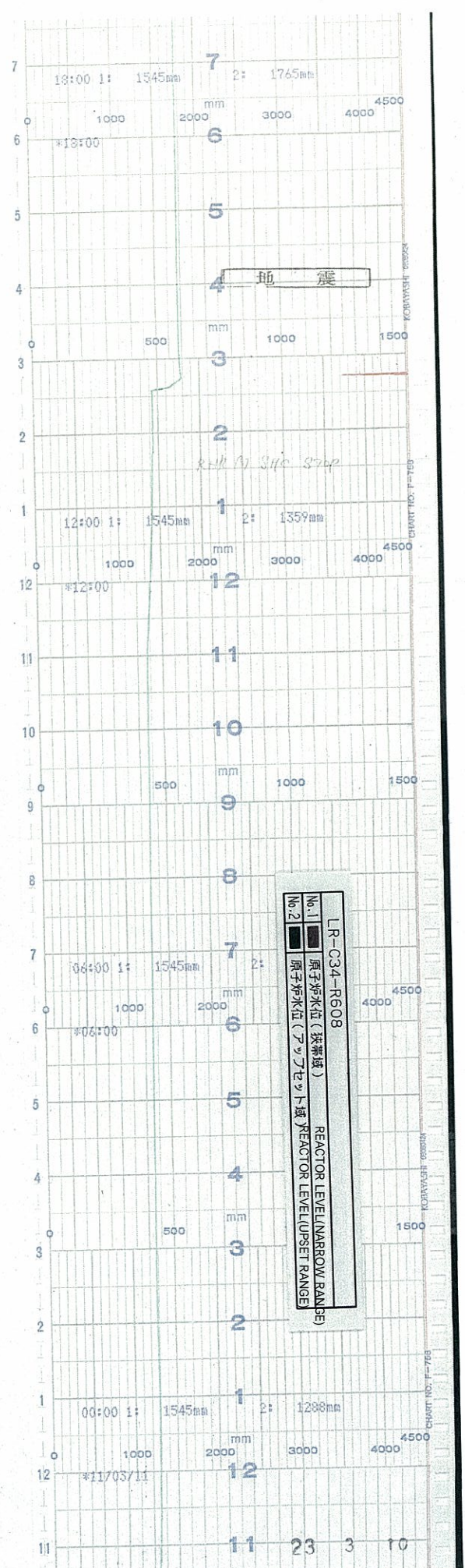
LR/PR-B22-R623B
No.1 原子炉水位 REACTOR LEVEL
No.2 原子炉压力 REACTOR PRESS



↑
時間
TIME



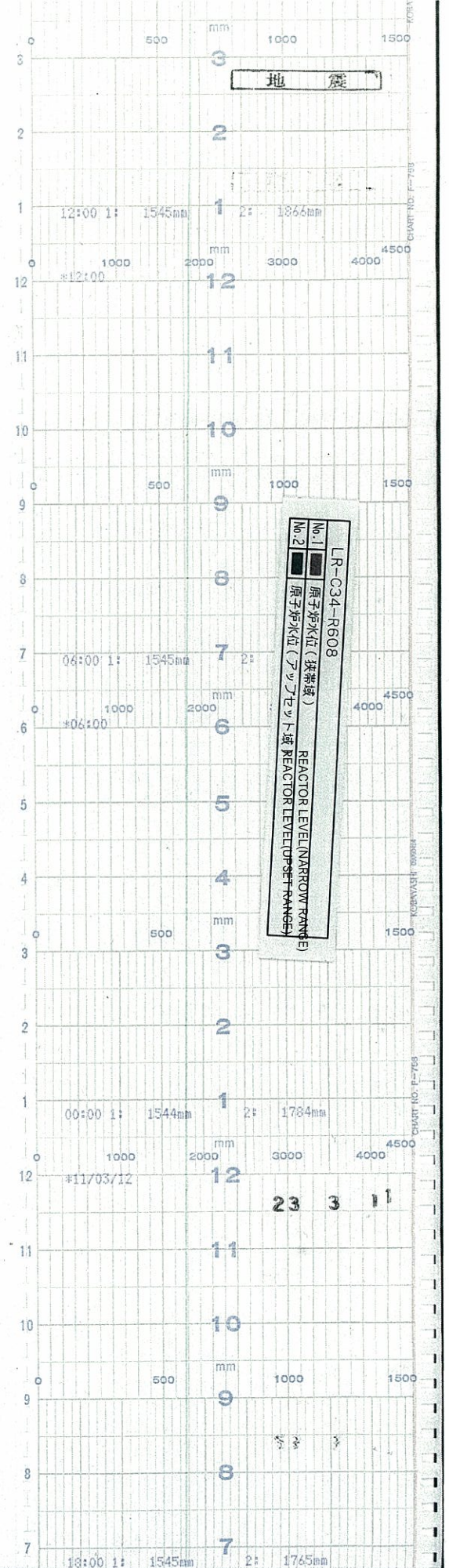
↑
時間
TIME



LR-C34-R608
 No.1 原子炉水位 (探線鏡)
 No.2 原子炉水位 (フックセ上下域) REACTOR LEVEL (UPSET RANGE)
 REACTOR LEVEL (NARROW RANGE)

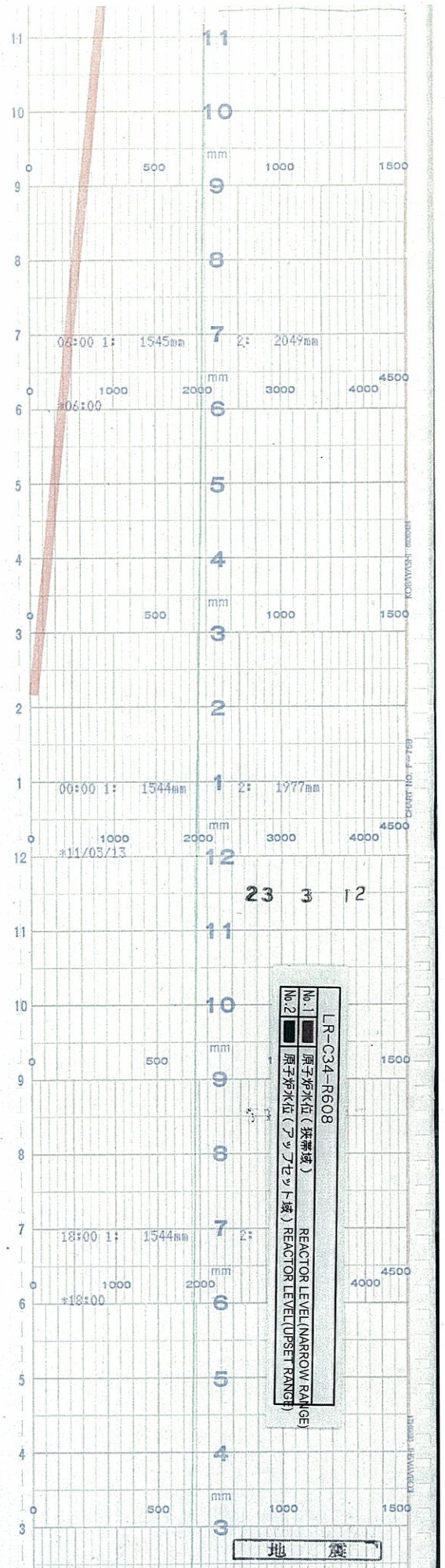


時間
TIME

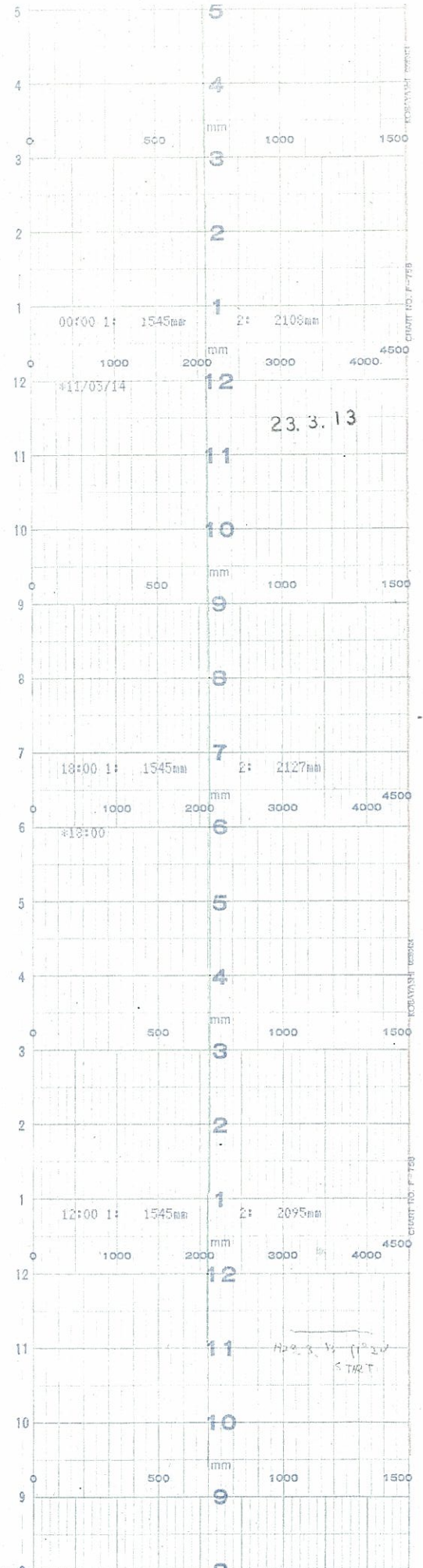




時間
TIME

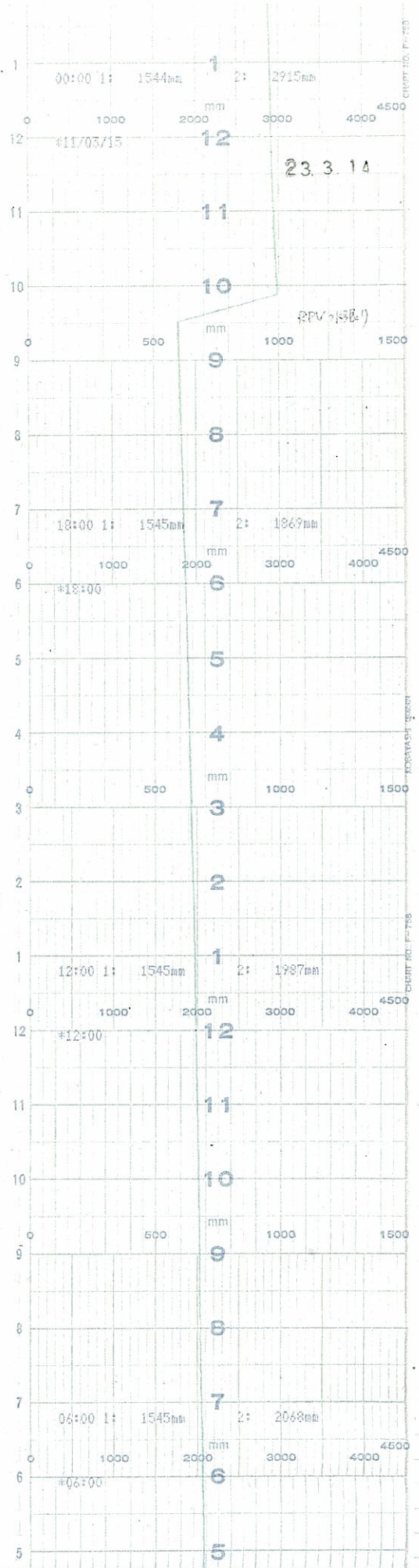


↑
時間
TIME



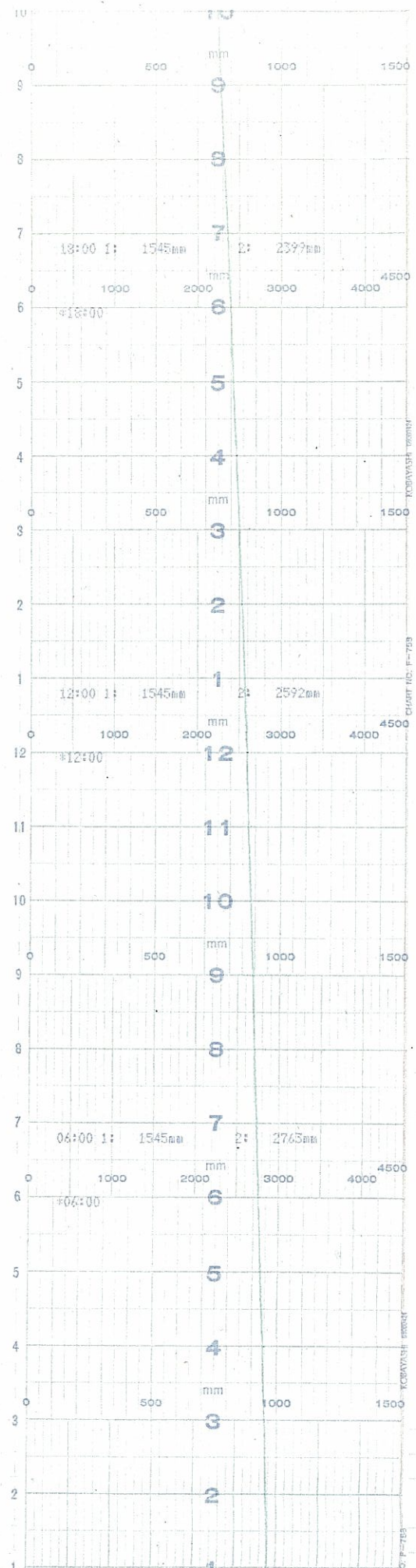
6号機 WIDE/NARROW RANGE WATER LEVEL (4 / 13)
UNIT6 WIDE/NARROW RANGE WATER LEVEL

↑
時間
TIME

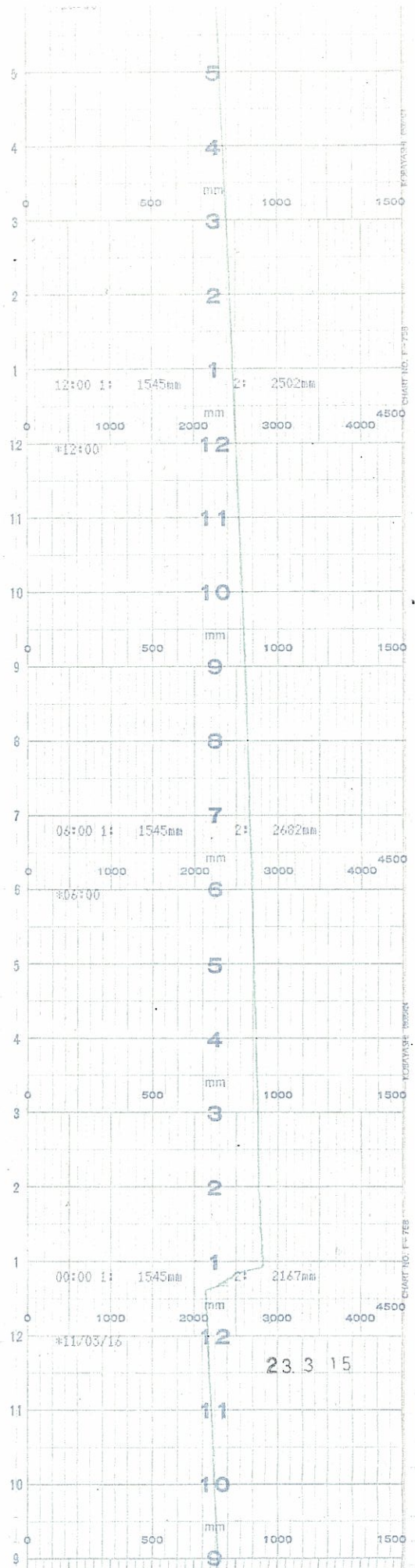


6号機 WIDE/NARROW RANGE WATER LEVEL (5 / 13)
UNIT6 WIDE/NARROW RANGE WATER LEVEL


 時間
 TIME



↑
時間
TIME

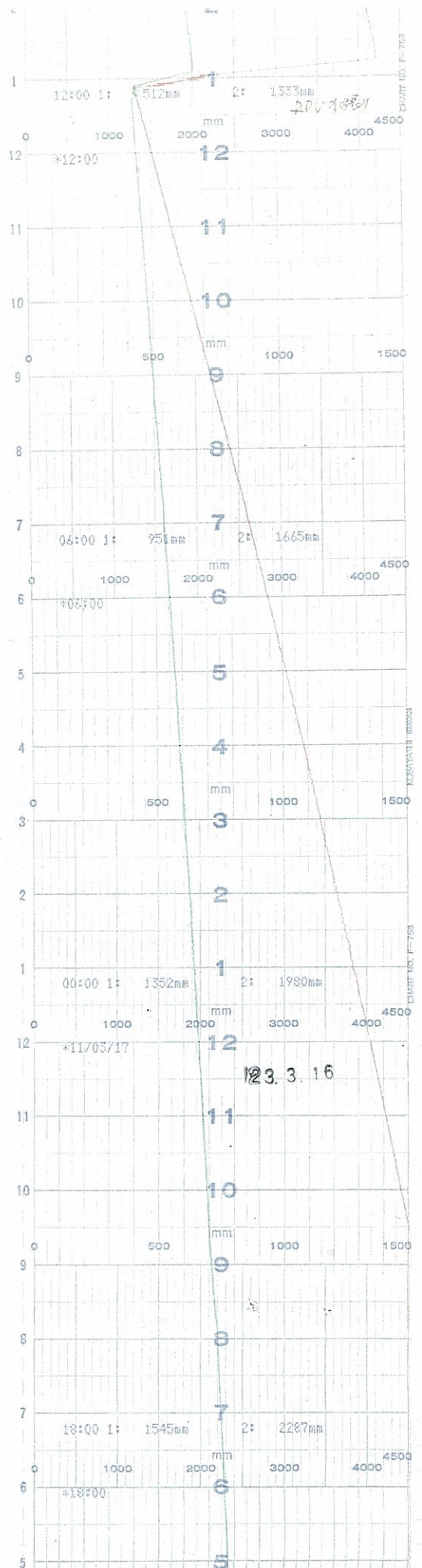


6号機 WIDE/NARROW RANGE WATER LEVEL (7 / 13)
UNIT6 WIDE/NARROW RANGE WATER LEVEL



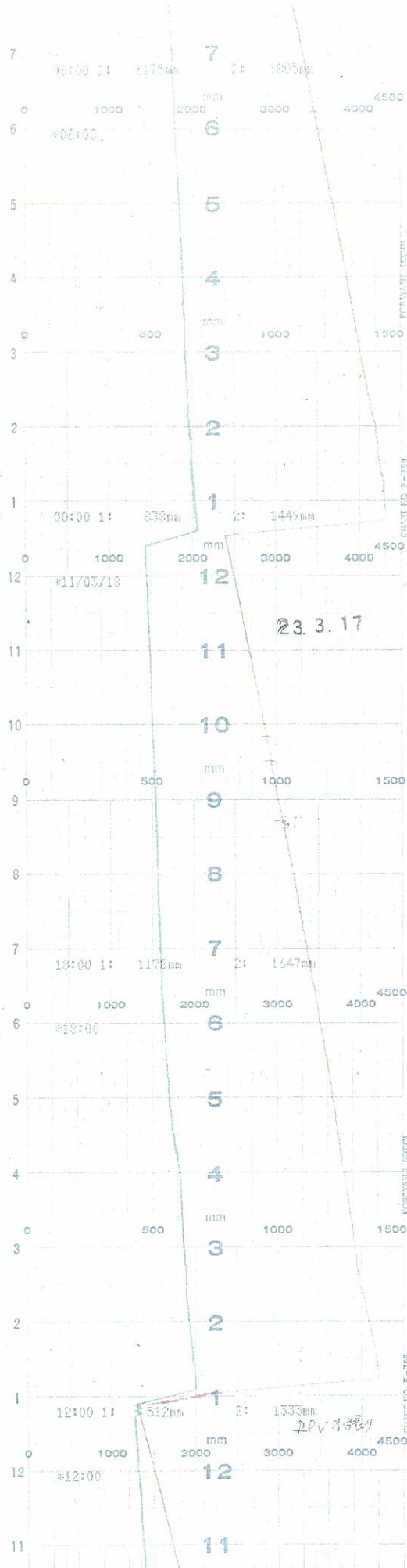
時間

TIME



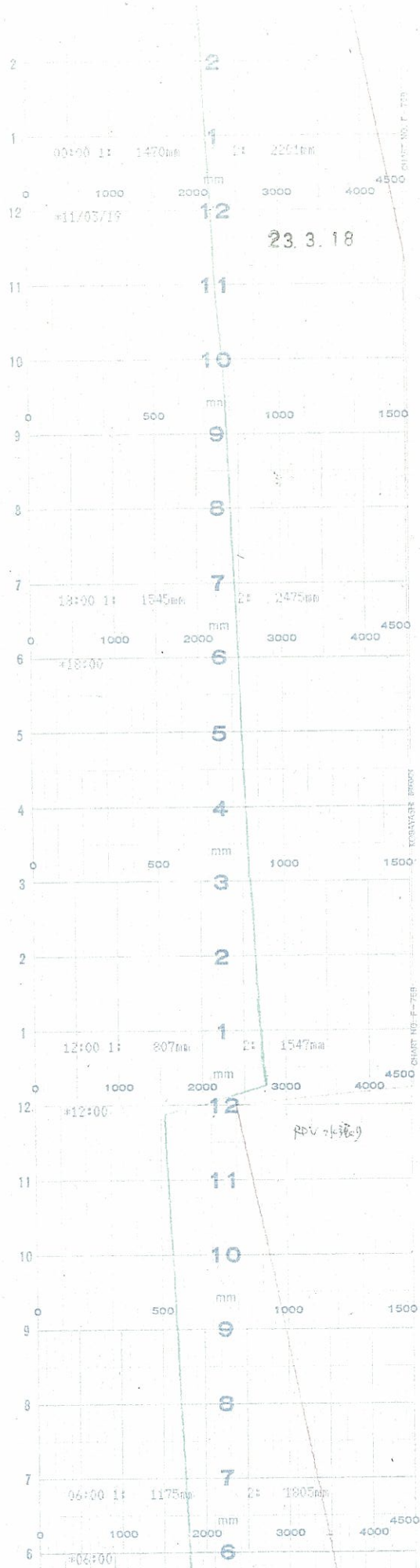
6号機 WIDE/NARROW RANGE WATER LEVEL (8 / 13)
UNIT6 WIDE/NARROW RANGE WATER LEVEL

↑
時間
TIME



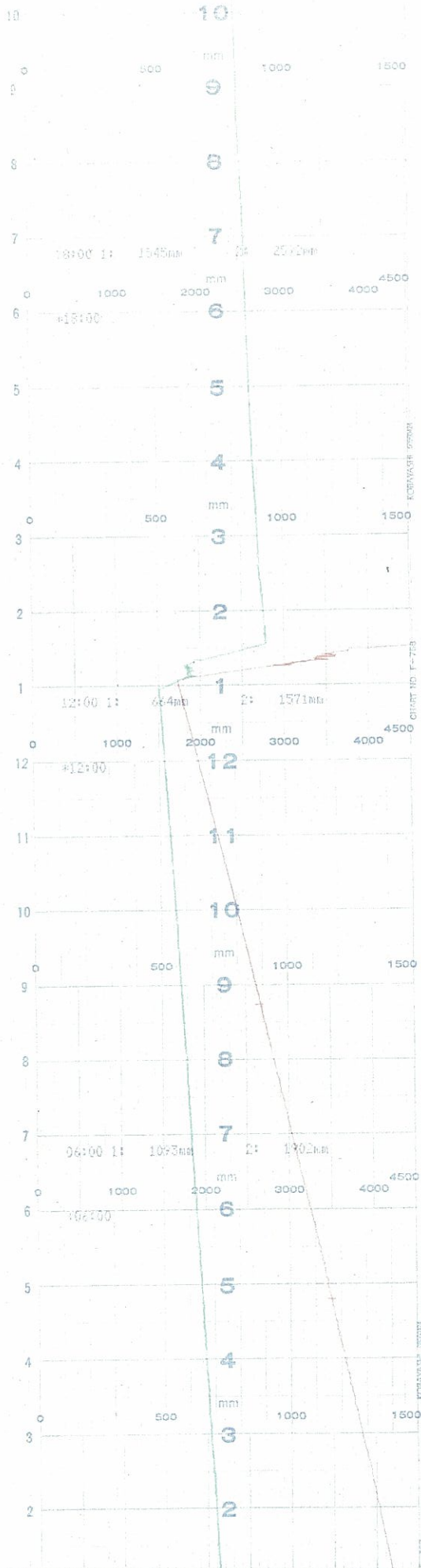
6号機 WIDE/NARROW RANGE WATER LEVEL(9 / 13)
UNIT6 WIDE/NARROW RANGE WATER LEVEL

時間
↑
TIME



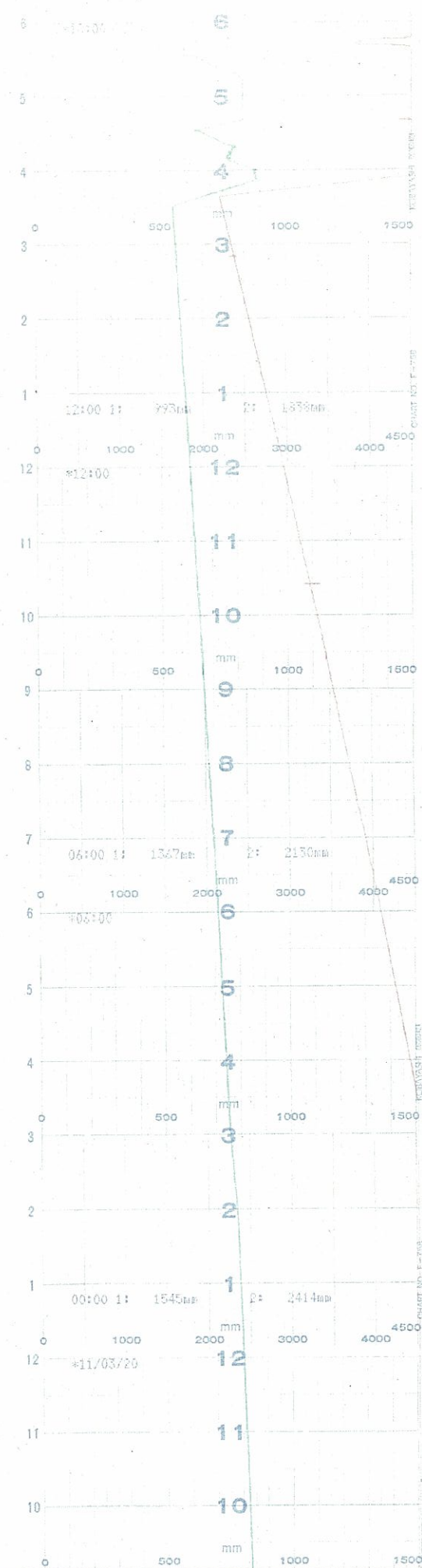
6号機 WIDE/NARROW RANGE WATER LEVEL(10 / 13)
UNIT6 WIDE/NARROW RANGE WATER LEVEL

時間
↑
TIME



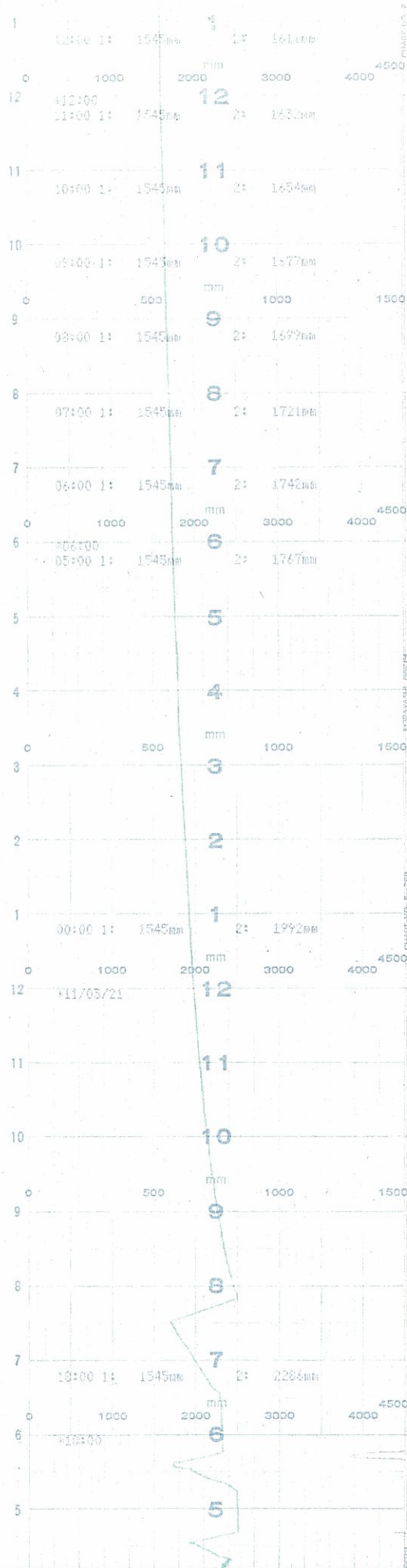
6号機 WIDE/NARROW RANGE WATER LEVEL (11 / 13)
UNIT6 WIDE/NARROW RANGE WATER LEVEL

時間
↑
TIME



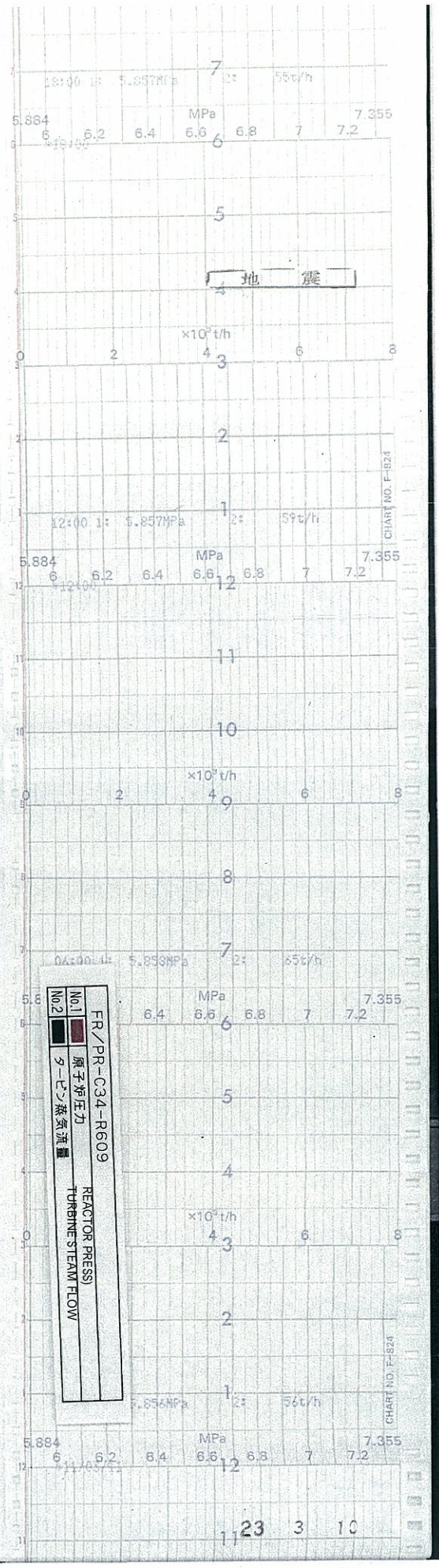
6号機 WIDE/NARROW RANGE WATER LEVEL (12 / 13)
UNIT6 WIDE/NARROW RANGE WATER LEVEL

時間
↑
TIME



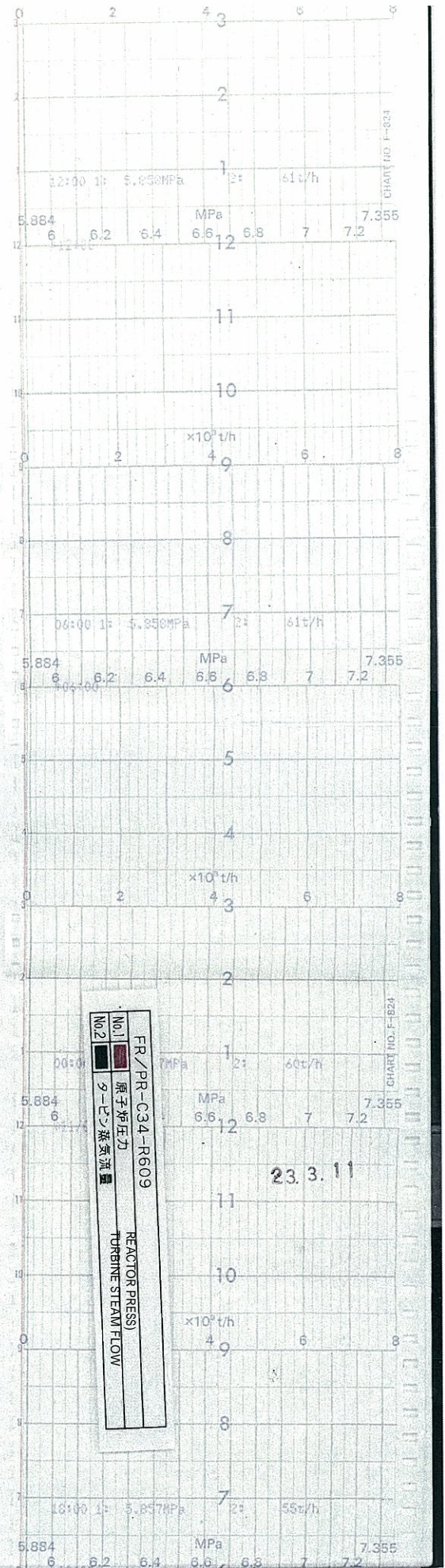
6号機 WIDE/NARROW RANGE WATER LEVEL (13 / 13)
UNIT6 WIDE/NARROW RANGE WATER LEVEL

↑
時間
TIME

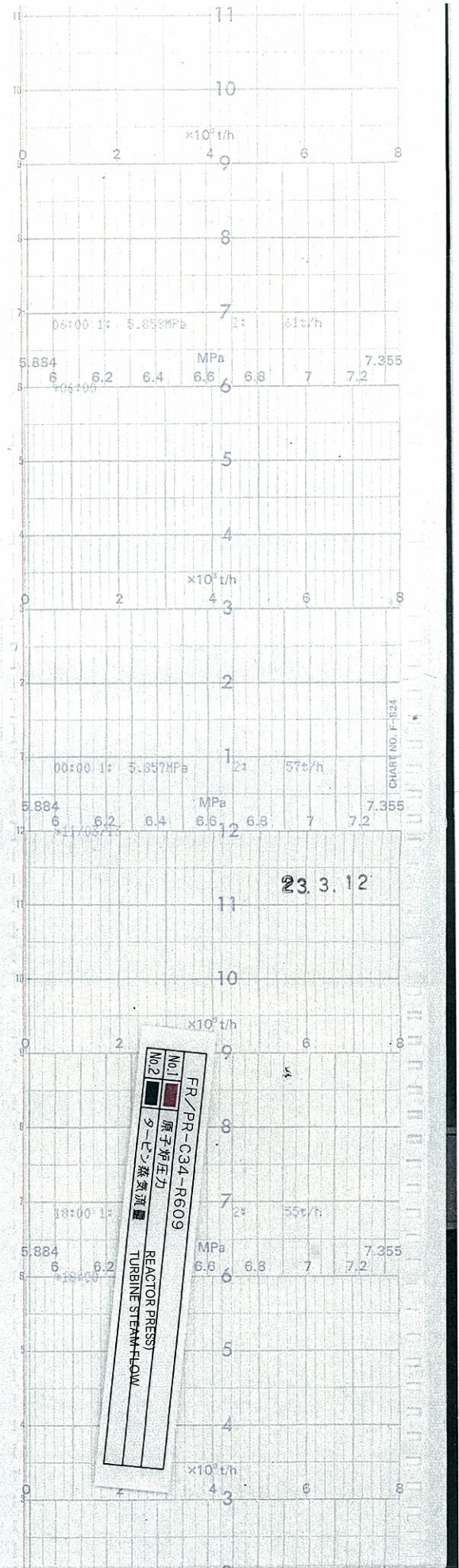


6号機 REACTOR PRESSURE & TURBINE STEAM FLOW(1 / 13)
UNIT6 REACTOR PRESSURE & TURBINE STEAM FLOW

↑
時間
TIME

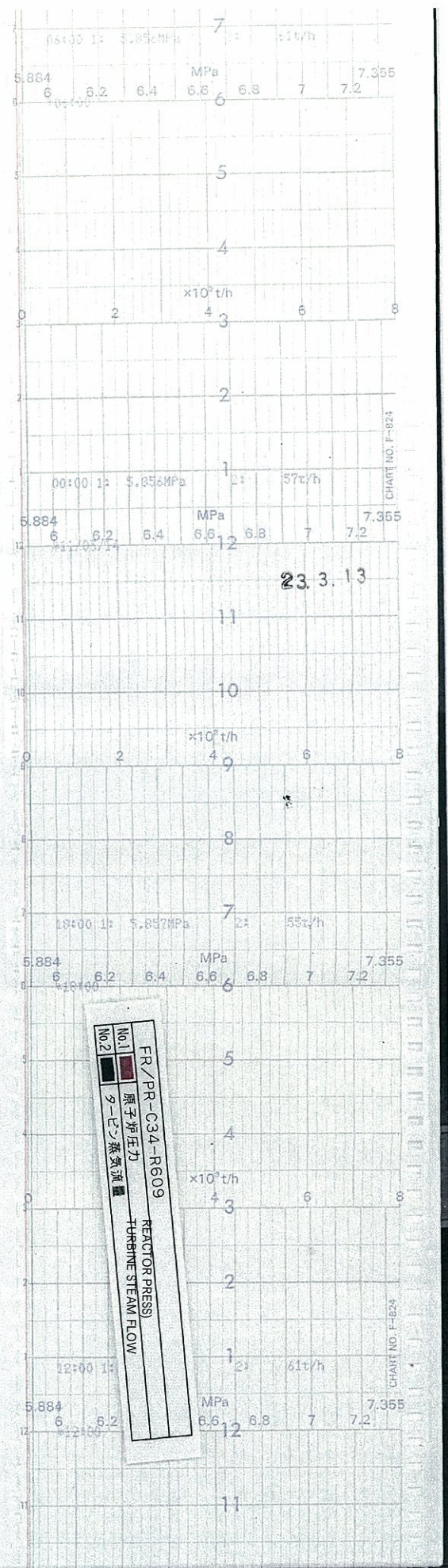


↑
時間
TIME

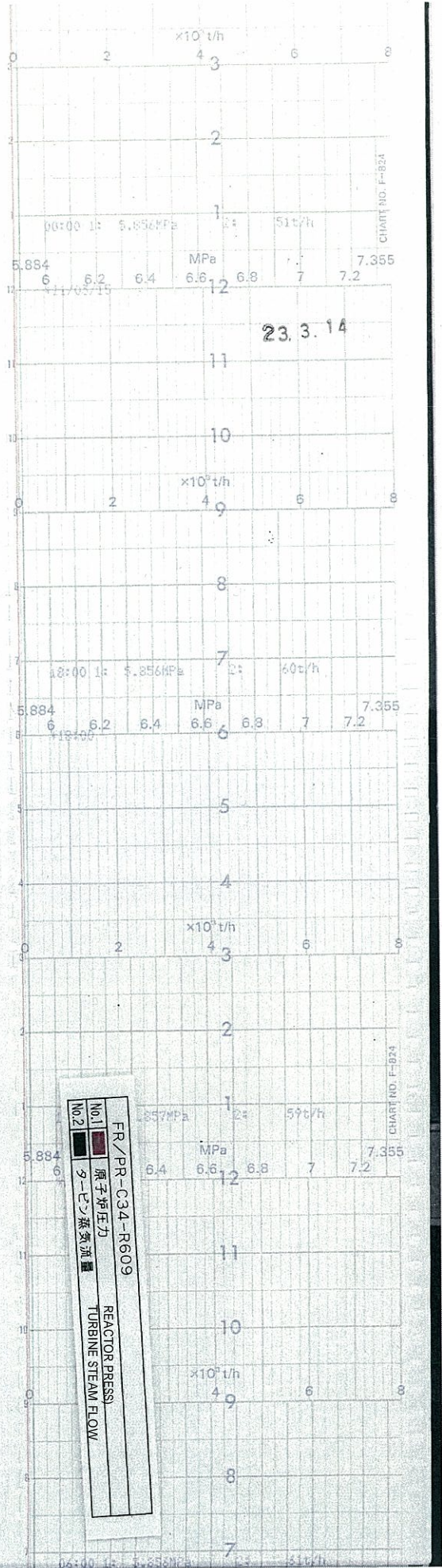




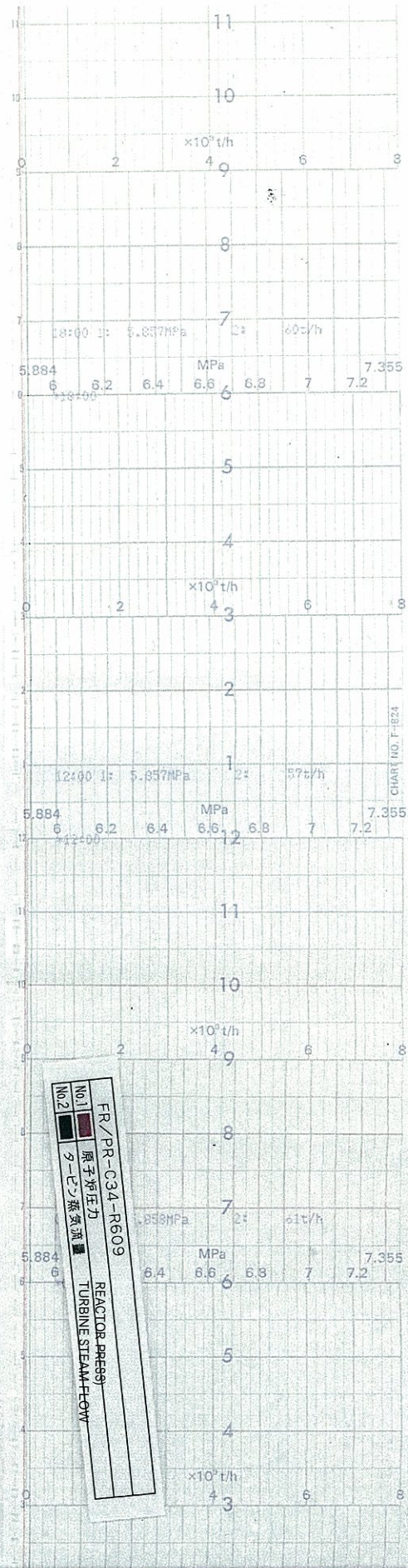
時間
TIME



↑
時間
TIME

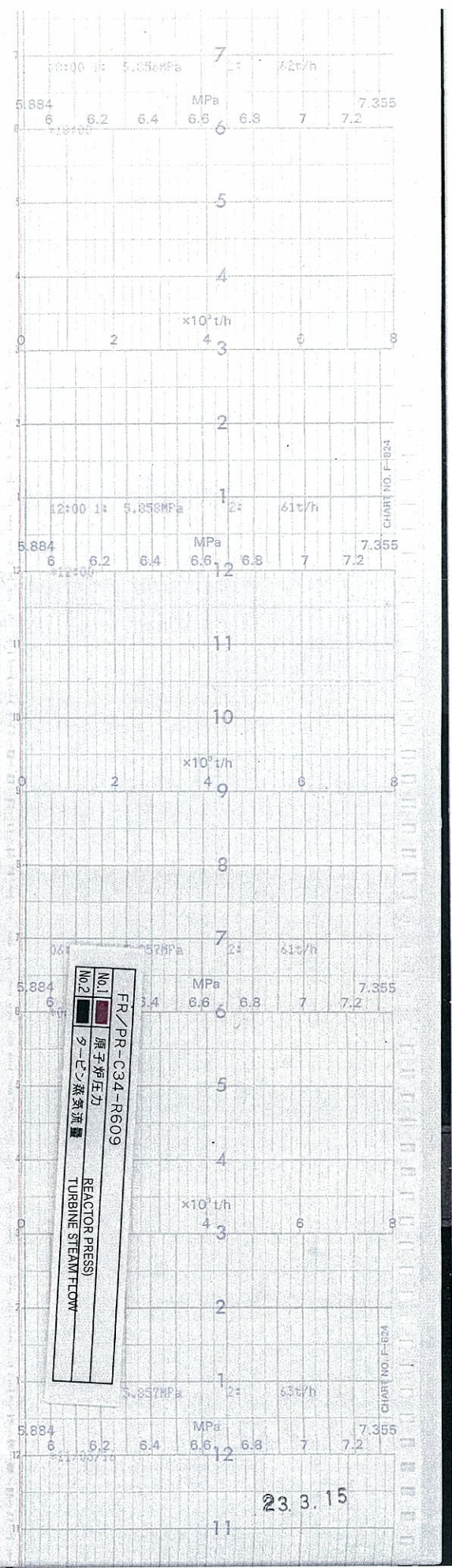


↑
時間
TIME



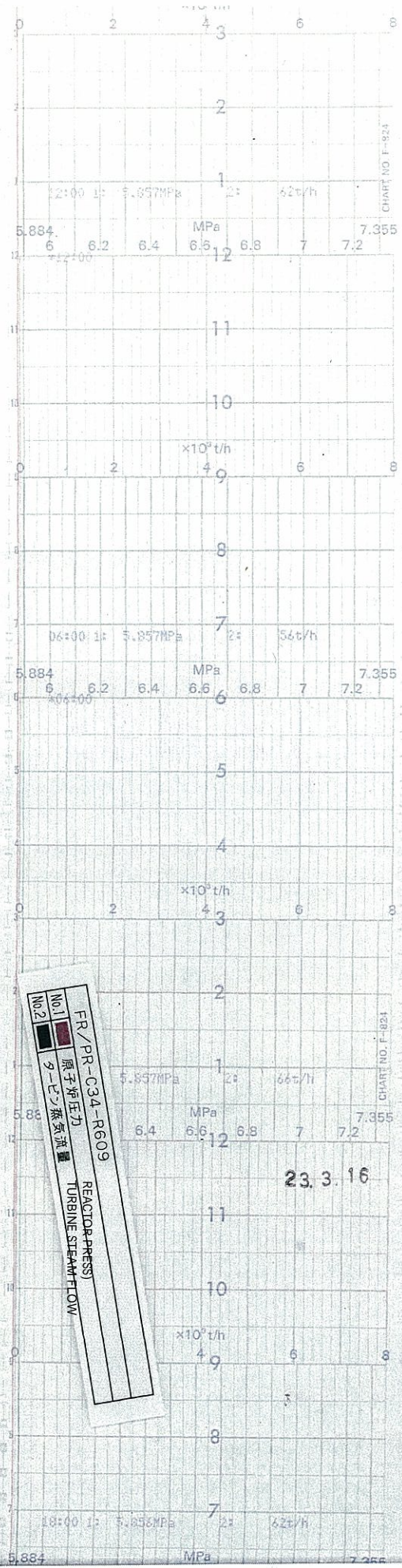
6号機 REACTOR PRESSURE & TURBINE STEAM FLOW(6 / 13)
UNIT6 REACTOR PRESSURE & TURBINE STEAM FLOW

↑
時間
TIME



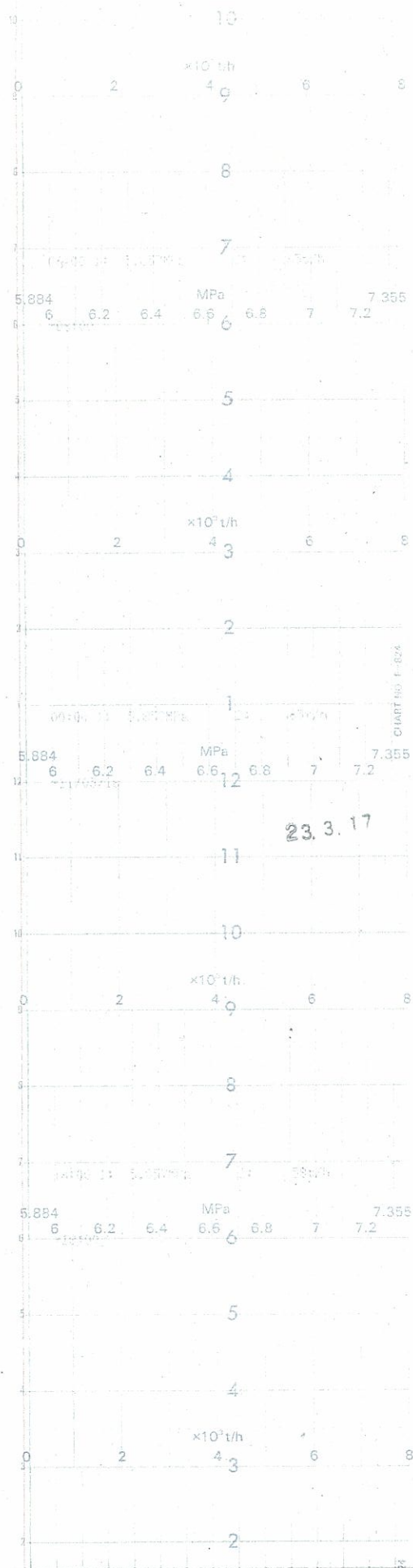
6号機 REACTOR PRESSURE & TURBINE STEAM FLOW(7 / 13)
UNIT6 REACTOR PRESSURE & TURBINE STEAM FLOW

↑
時間
TIME



6号機 REACTOR PRESSURE & TURBINE STEAM FLOW(8 / 13)
UNIT6 REACTOR PRESSURE & TURBINE STEAM FLOW

↑
時間
TIME

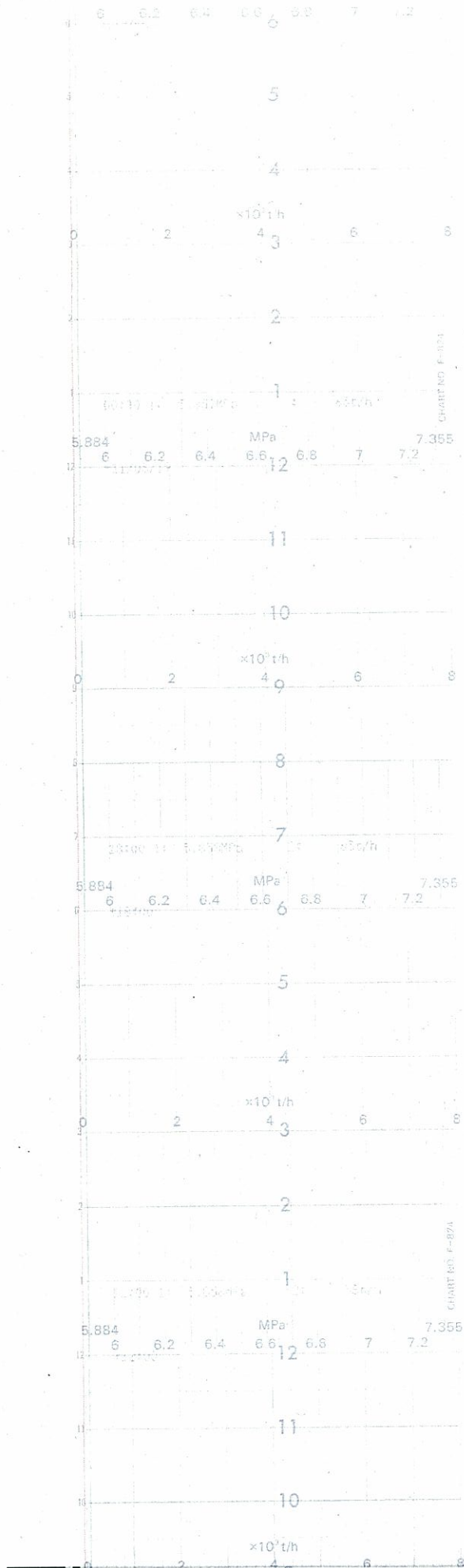


6号機 REACTOR PRESSURE & TURBINE STEAM FLOW(9 / 13)
UNIT6 REACTOR PRESSURE & TURBINE STEAM FLOW



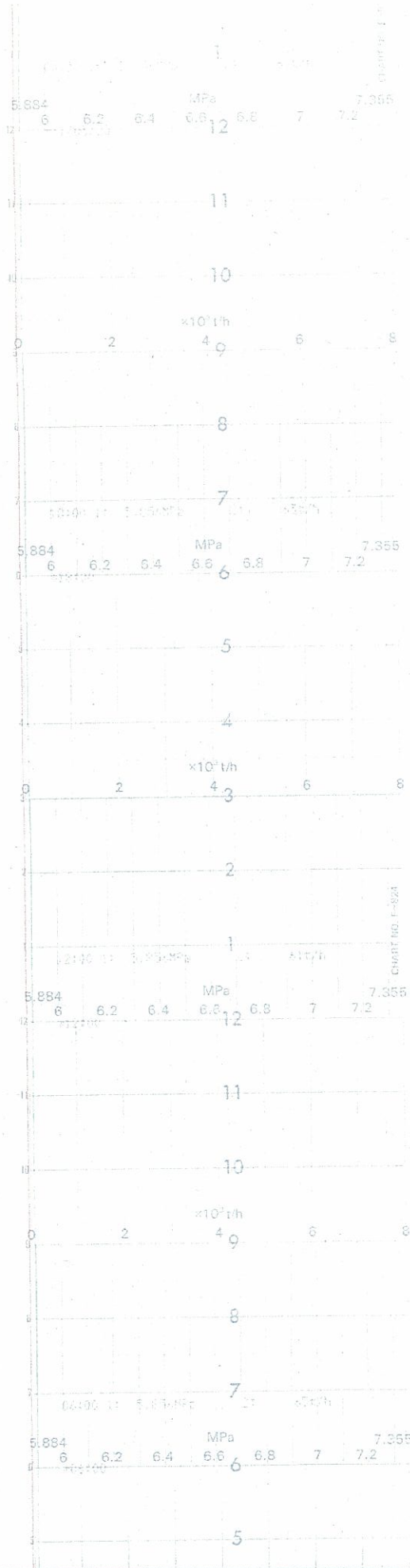
時間

TIME



6号機 REACTOR PRESSURE & TURBINE STEAM FLOW(10 / 13)
UNIT6 REACTOR PRESSURE & TURBINE STEAM FLOW

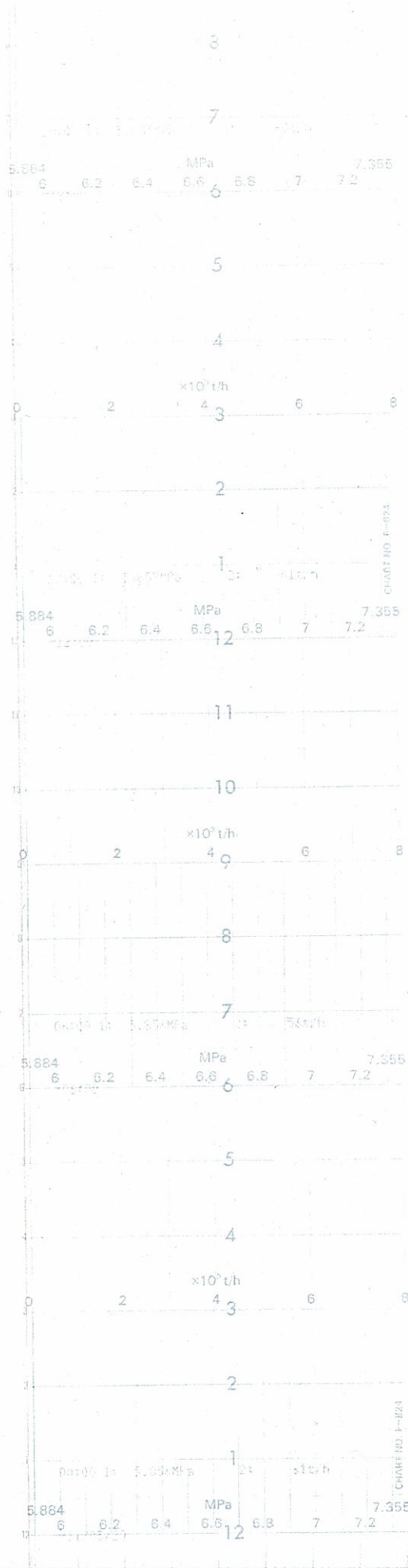
↑
時間
TIME



6号機 REACTOR PRESSURE & TURBINE STEAM FLOW(11 / 13)
UNIT6 REACTOR PRESSURE & TURBINE STEAM FLOW



時間
TIME





時間
TIME

