

Investigation Results of the Inside of Unit 1 PCV at Fukushima Daiichi Nuclear Power Station

October 11, 2012

Tokyo Electric Power Company

Investigation items


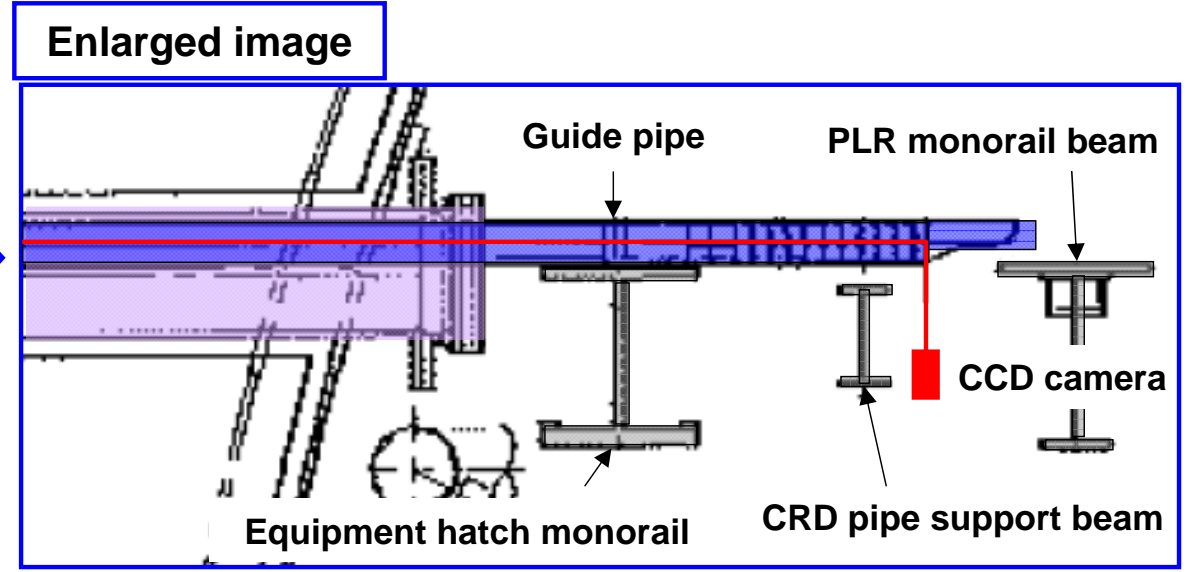
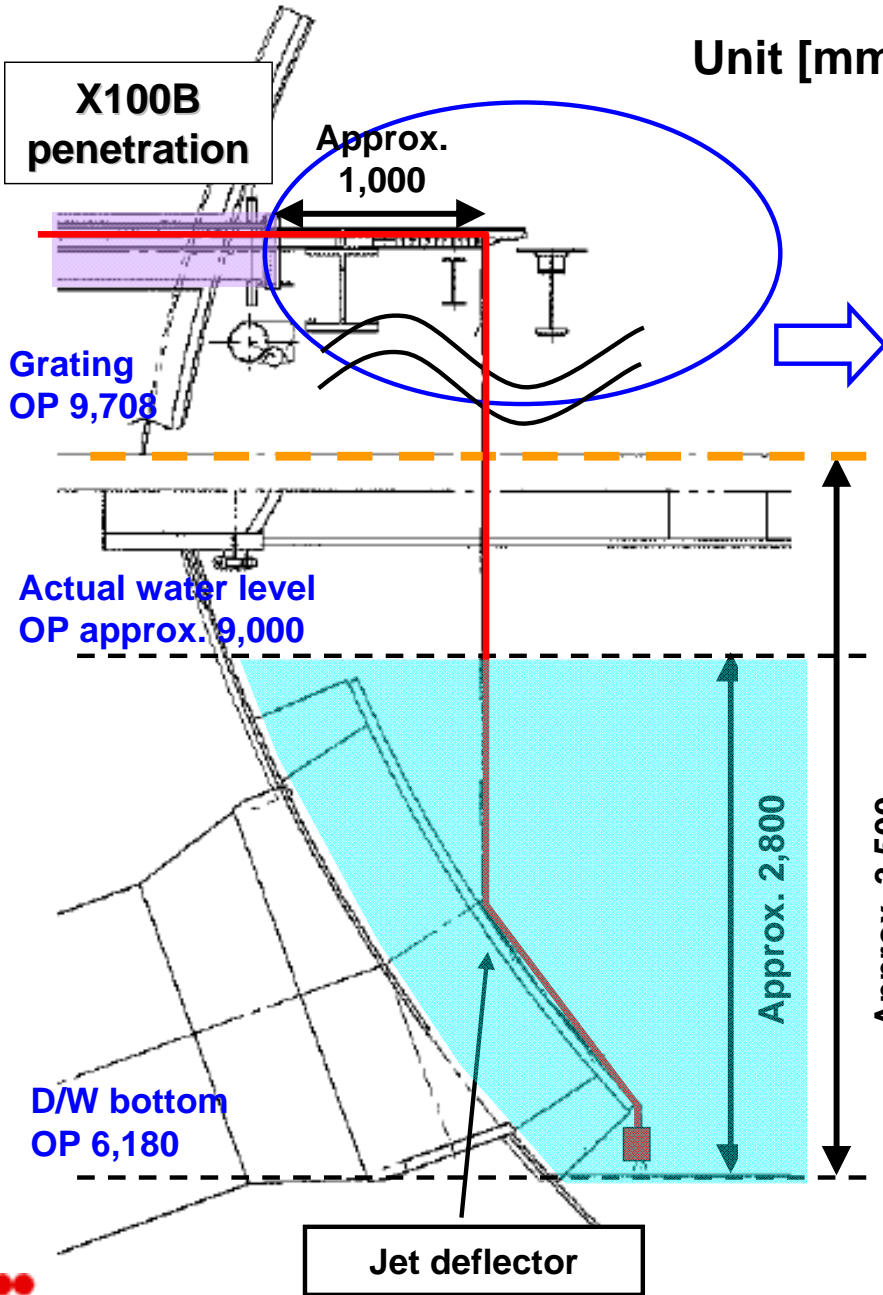
The following items are to be investigated by inserting an equipment from X100B penetration (where a hole was punched on September 26).

No.	Date	Investigation	Device	Maximum Individual radiation exposure dose [mSv/person per day]
1	Oct. 9	Videotape the inside of PCV using a pan-tilt camera (Above the grating on the first floor)	Pan-tilt camera	2.74
2	Oct. 10	Measure the accumulated water level and the atmosphere dose	CCD camera Dosimeter	2.13
3	Oct. 11	Videotape the inside of PCV using a CCD camera (Below the grating on the first floor)	CCD camera	1.83
4	Oct. 12	Collect samples of accumulated water	Sampling device	
5	Oct. 13	Install the permanent monitoring instrument (Ambient temperature, accumulated water temperature/level)	Thermocouple, water level sensor	

* Planned radiation exposure dose: 10mSv/person per day

Videotaping the Inside of PCV Using a CCD Camera (Below the First Floor Grating)

Unit [mm]



CCD camera