

List of Photos

The below is a list of photos taken during the period from March 11 to 28, 2011 at Fukushima Daiichi Nuclear Power Station which have not been disclosed as of today.

* The date the photo was gathered is not necessarily the same as the date it was taken.

Photo No.	Name	* Date the photo was taken or gathered	Disclosure date	Where the photo is disclosed	Remarks
(1)	The shallow draft quay in the aftermath of the Tohoku-Chihou-Taiheiyu-Oki Earthquake	Taken on March 11, 2011	2012/9/11	Webpage and "Information about Nuclear Power"	Number of photos: 5 Photos taken on the premises of the power station (Shallow draft quay) Photos taken by a TEPCO employee
(2)	The status of Fukushima Daiichi Nuclear Power Station when the tsunami hit (Undertow)	Taken on March 11, 2011	2012/9/11	Webpage and "Information about Nuclear Power"	Number of photos: 2 Photos taken on the premises of the power station (From the hill behind the shallow draft quay) Photos taken by a cooperative company
(3)	The situation at Fukushima Daiichi Nuclear Power Station (Main Office Building, etc.) after the Tohoku-Chihou-Taiheiyu-Oki Earthquake	Taken on March 11, 2011	2012/9/11	Webpage and "Information about Nuclear Power"	Number of photos: 27 Photos taken on the premises of the power station (Inside and around the Administration Office Building) Photos taken by a TEPCO employee
(4)	The situation at Fukushima Daiichi Nuclear Power Station after the Tohoku-Chihou-Taiheiyu-Oki Earthquake	Taken on March 11, 2011	2012/9/11	Webpage and "Information about Nuclear Power"	Number of photos: 19 Photos taken on the premises of the power station (Around the Administration Office Building) Photos taken by a TEPCO employee
(5)	The status of Fukushima Daiichi Nuclear Power Station when the tsunami hit	Taken on March 11, 2011	2012/9/11	Webpage and "Information about Nuclear Power"	Number of photos: 2 Photos taken on the premises of the power station (From the hill east of the Administration Office Building) Photos taken by a TEPCO employee
(6)	The situation at Fukushima Daiichi Nuclear Power Station in the aftermath of the Tohoku-Chihou-	Taken on March 11, 2011	2012/9/11	Webpage and "Information about Nuclear Power"	Number of photos: 9 Photos taken on the premises of the power station Photos taken by a cooperative company
(7)	Appearance of Unit 1 after the explosion	Taken on March 11, 2011	2012/9/11	Webpage and "Information about Nuclear Power"	Number of photos: 13 Photos taken on the premises of the power station (From the hill east of the Administration Office Building) Photos taken by a TEPCO employee
(8)	Appearance of Unit 3 after the explosion, and appearance of Unit 4 before the explosion viewed from Unit 3	Taken on March 11, 2011	2012/9/11	Webpage and "Information about Nuclear Power"	Number of photos: 2 Photos taken on the premises of the power station (The yard on the west side of Unit 3 Reactor Building and from the hill) Photos taken by a TEPCO employee
(9)	Sea side area of Unit 5 and 6	Gathered on March 17, 2011	2012/9/11	Webpage and "Information about Nuclear Power"	Number of photos: 4 Photos taken on the east side (sea side) of Unit 5-6 Photos taken by a TEPCO employee
(10)	Inside the Unit 5 and 6 Main Control Room	Gathered on March 17, 2011	2012/9/11	Webpage and "Information about Nuclear Power"	Number of photos: 2 Photos taken on the second floor of the Unit 5-6 Control Buildings Photos taken by a TEPCO employee
(11)	Inside the Unit 5 and 6 Transmission Board Room	Gathered on March 17, 2011	2012/9/11	Webpage and "Information about Nuclear Power"	Number of photos: 7 Photos taken on the second floor of the Unit 5-6 Control Buildings Photos taken by a TEPCO employee
(12)	Inside the Unit 6 Power Source Room	Gathered on March 17, 2011	2012/9/11	Webpage and "Information about Nuclear Power"	Number of photos: 5 Photos taken in the basement of Unit 6 Turbine Building Photos taken by a TEPCO employee
(13)	Inside the Unit 5 and 6 Vertical Shafts	Gathered on March 17, 2011	2012/9/11	Webpage and "Information about Nuclear Power"	Number of photos: 4 Photos taken in the basement near Unit 5-6 Photos taken by a TEPCO employee
(14)	Inside the Unit 5 Power Source Room	Gathered on March 17, 2011	2012/9/11	Webpage and "Information about Nuclear Power"	Number of photos: 8 Photos taken in the basement of Unit 5 Turbine Building Photos taken by a TEPCO employee
(15)	The Situation at Fukushima Daiichi Nuclear Power Station after the explosion of Unit 1,3 and 4.	Gathered on March 17, 2011	2012/9/11	Webpage and "Information about Nuclear Power"	Number of photos: 30 Photos taken on the premises of the power station (Mainly at the Administration Office Building and around Unit 1-4) Photos taken by a TEPCO employee
(16)	Unit 5 and 6 Switchyard Area (Outside)	Gathered on March 22, 2011	2012/9/11	Webpage and "Information about Nuclear Power"	Number of photos: 17 Photos taken around Unit 5-6 Ultrahigh Voltage Switchyards Photos taken by a TEPCO employee

List of Photos

The below is a list of photos taken during the period from March 11 to 28, 2011 at Fukushima Daiichi Nuclear Power Station which have not been disclosed as of today.

* The date the photo was gathered is not necessarily the same as the date it was taken.

Photo No.	Name	* Date the photo was taken or gathered	Disclosure date	Where the photo is disclosed	Remarks
(17)	Unit 5 Transformer Area	Gathered on March 22, 2011	2012/9/11	Webpage and "Information about Nuclear Power"	Number of photos: 18 Photos taken on the west side (mountain side) of Unit 5 Turbine Building Photos taken by a TEPCO employee
(18)	Unit 5 and 6 Ultrahigh Voltage Switchyard Area (Inside)	Gathered on March 22, 2011	2012/9/11	Webpage and "Information about Nuclear Power"	Number of photos: 15 Photos taken in Unit 5-6 Ultrahigh Voltage Switchyards Photos taken by a TEPCO employee
(19)	Unit 6 Transformer Area	Gathered on March 22, 2011	2012/9/11	Webpage and "Information about Nuclear Power"	Number of photos: 10 Photos taken on the west side (mountain side) of Unit 6 Turbine Building Photos taken by a TEPCO employee
(20)	Around Reserve Power Substation	Gathered on March 22, 2011	2012/9/11	Webpage and "Information about Nuclear Power"	Number of photos: 5 Photos taken around the Reserve Power Substation Photos taken by a TEPCO employee
(21)	Inside Reserve Power Substation	Gathered on March 22, 2011	2012/9/11	Webpage and "Information about Nuclear Power"	Number of photos: 5 Photos taken inside the Reserve Power Substation Photos taken by a TEPCO employee
(22)	Cable Route from the Reserve Power Substation to Unit 2 Turbine Building Power Panel	Gathered on March 22, 2011	2012/9/11	Webpage and "Information about Nuclear Power"	Number of photos: 21 Photos taken on the premises of the power station Photos taken by a TEPCO employee
(23)	Around the Outdoor Power Panel	Gathered on March 22, 2011	2012/9/11	Webpage and "Information about Nuclear Power"	Number of photos: 4 Photos taken on the north side of Unit 1 Reactor Building Photos taken by a TEPCO employee
(24)	Inside the Unit 1 Power Source Room	Gathered on March 23, 2011	2012/9/11	Webpage and "Information about Nuclear Power"	Number of photos: 14 Photos taken on the first floor of Unit 1 Turbine Building Photos taken by a TEPCO employee
(25)	Around the Unit 2 Alternate Power Source Room	Gathered on March 23, 2011	2012/9/11	Webpage and "Information about Nuclear Power"	Number of photos: 1 Photos taken on the west side of Unit 2 Turbine Building Photos taken by a TEPCO employee
(26)	Inside the Unit 2 Alternate Power Source Room	Gathered on March 23, 2011	2012/9/11	Webpage and "Information about Nuclear Power"	Number of photos: 9 Photos taken on the west side of Unit 2 Turbine Building Photos taken by a TEPCO employee
(27)	Inside the Unit 2 Basement Power Source Room	Gathered on March 23, 2011	2012/9/11	Webpage and "Information about Nuclear Power"	Number of photos: 6 Photos taken in the basement of Unit 2 Turbine Building Photos taken by a TEPCO employee
(28)	At Fukushima Daiichi Nuclear Power Station	Gathered on March 23, 2011	2012/9/11	Webpage and "Information about Nuclear Power"	Number of photos: 5 Photos taken around the Large Equipment Inspection Building Photos taken by a TEPCO employee
(29)	Sea side area of Unit 1	Gathered on March 23, 2011	2012/9/11	Webpage and "Information about Nuclear Power"	Number of photos: 7 Photos taken on the east side (sea side) of Unit 1 Turbine Building Photos taken by a TEPCO employee
(30)	Sea side area of Unit 2	Gathered on March 23, 2011	2012/9/11	Webpage and "Information about Nuclear Power"	Number of photos: 9 Photos taken on the east side (sea side) of Unit 2 Turbine Building Photos taken by a TEPCO employee
(31)	Unit 3 and 4 Ultrahigh Voltage Switchyard Area (Outside)	Gathered on March 23, 2011	2012/9/11	Webpage and "Information about Nuclear Power"	Number of photos: 18 Photos taken around Unit 3-4 Ultrahigh Voltage Switchyards Photos taken by a TEPCO employee
(32)	Unit 3 and 4 Ultrahigh Voltage Switchyard Area (Inside)	Gathered on March 23, 2011	2012/9/11	Webpage and "Information about Nuclear Power"	Number of photos: 23 Photos taken inside Unit 3-4 Ultrahigh Voltage Switchyards Photos taken by a TEPCO employee
(33)	Inside the Unit 2 Power Source Room	Gathered on March 23, 2011	2012/9/11	Webpage and "Information about Nuclear Power"	Number of photos: 3 Photos taken on the first floor of Unit 2 Turbine Building Photos taken by a TEPCO employee
(34)	Around the Unit 1 Large Equipment Hatch	Gathered on March 23, 2011	2012/9/11	Webpage and "Information about Nuclear Power"	Number of photos: 1 Photo taken on the east side (sea side) near Unit 1 Turbine Building Photo taken by a TEPCO employee

List of Photos

The below is a list of photos taken during the period from March 11 to 28, 2011 at Fukushima Daiichi Nuclear Power Station which have not been disclosed as of today.

* The date the photo was gathered is not necessarily the same as the date it was taken.

Photo No.	Name	* Date the photo was taken or gathered	Disclosure date	Where the photo is disclosed	Remarks
(35)	Unit 4 Instrument Air Compressor	Gathered on March 25, 2011	2012/9/11	Webpage and "Information about Nuclear Power"	Number of photos: 15 Photos taken on the first floor of Unit 4 Turbine Building Photos taken by a TEPCO employee
(36)	Unit 1 Transformer Area	Gathered on March 26, 2011	2012/9/11	Webpage and "Information about Nuclear Power"	Number of photos: 62 Photos taken on the west side (mountain side) of Unit 1 Turbine Building Photos taken by a TEPCO employee
(37)	Unit 2 Transformer Area	Gathered on March 26, 2011	2012/9/11	Webpage and "Information about Nuclear Power"	Number of photos: 61 Photos taken on the west side (mountain side) of Unit 2 Turbine Building Photos taken by a TEPCO employee
(38)	Unit 1 and 2 Ultrahigh Voltage Switchyard Area (Outside)	Gathered on March 28, 2011	2012/9/11	Webpage and "Information about Nuclear Power"	Number of photos: 50 Photos taken around Unit 1-2 Ultrahigh Voltage Switchyards Photos taken by a TEPCO employee
(39)	Unit 1 and 2 Ultrahigh Voltage Switchyard Area (Inside)	Gathered on March 28, 2011	2012/9/11	Webpage and "Information about Nuclear Power"	Number of photos: 65 Photos taken inside Unit 1-2 Ultrahigh Voltage Switchyards Photos taken by a TEPCO employee
(40)	Around the Unit 4 Reactor Building	Gathered on March 28, 2011	2012/9/11	Webpage and "Information about Nuclear Power"	Number of photos: 17 Photos taken on the west side (mountain side) of Unit 4 Reactor Building Photos taken by a TEPCO employee

* Though the date on which the photo was taken is included in the data of some photos, it may be different from the actual date the photo was taken.
(1)The shallow draft quay in the aftermath of the Tohoku-Chihou-Taiheiyo-Oki Earthquake [Date the photos were taken (gathered): March 11, 2011]
Photos taken by a TEPCO employee 5/600 photos



(2)The status of Fukushima Daiichi Nuclear Power Station when the tsunami hit (Undertow) [Date the photos were taken (gathered): March 11, 2011]
Photos taken by a cooperative company 2/600 photos



(3)The situation at Fukushima Daiichi Nuclear Power Station (Main Office Building, etc.) after the Tohoku-Chihou-Taiheiyo-Oki Earthquake [Date the photos were taken (gathered): March 11, 2011] Photos taken by a TEPCO employee 27/600 photos



(3)The situation at Fukushima Daiichi Nuclear Power Station (Main Office Building, etc.) after the Tohoku-Chihou-Taiheiyo-Oki Earthquake [Date the photos were taken (gathered): March 11, 2011] Photos taken by a TEPCO employee 2/600 photos



(4)The situation at Fukushima Daiichi Nuclear Power Station after the Tohoku-Chihou-Taiheiyo-Oki Earthquake [Date the photos were taken (gathered): March 11, 2011] Photos taken by a TEPCO employee 19/600 photos



(5)The status of Fukushima Daiichi Nuclear Power Station when the tsunami hit [Date the photos were taken (gathered): March 11, 2011] Photos taken by a TEPCO employee 2/600 photos



(6)The situation at Fukushima Daiichi Nuclear Power Station in the aftermath of the Tohoku-Chihou-Taiheiyo-Oki Earthquake [Date the photos were taken (gathered): March 11, 2011] Photos taken by a cooperative company 9/600 photos



(7) Appearance of Unit 1 after the explosion [Date the photos were taken (gathered): March 12, 2011] Photos taken by a TEPCO employee 13/600



(8) Appearance of Unit 3 after the explosion, and appearance of Unit 4 before the explosion viewed from Unit 3 [Date the photos were taken (gathered):
March 14, 2011] Photos taken by a TEPCO employee 2/600 photos



(9)Sea side area of Unit 5 and 6 [Date the photos were taken (gathered): March 17, 2011] Photos taken by a TEPCO employee 4/600 photos



(10) Inside the Unit 5 and 6 Main Control Room [Date the photos were taken (gathered): March 17, 2011] Photos taken by a TEPCO employee 2/600



(11) Inside the Unit 5 and 6 Transmission Board Room [Date the photos were taken (gathered): March 17, 2011] Photos taken by a TEPCO employee



(12) Inside the Unit 6 Power Source Room [Date the photos were taken (gathered): March 17, 2011] Photos taken by a TEPCO employee 5/600




(13) Inside the Unit 5 and 6 Vertical Shafts [Date the photos were taken (gathered): March 17, 2011] Photos taken by a TEPCO employee 4/600



(14) Inside the Unit 5 Power Source Room [Date the photos were taken (gathered): March 17, 2011] Photos taken by a TEPCO employee 8/600



(15)The Situation at Fukushima Daiichi Nuclear Power Station after the explosion of Unit 1,3 and 4 [Date the photos were taken (gathered): March 17, 2011] Photos taken by a TEPCO employee 30/600 photos



(15)The Situation at Fukushima Daiichi Nuclear Power Station after the explosion of Unit 1,3 and 4 [Date the photos were taken (gathered): March 17, 2011] Photos taken by a TEPCO employee 5/600 photos



(16)Unit 5 and 6 Switchyard Area (Outside) [Date the photos were taken (gathered): March 22, 2011] Photos taken by a TEPCO employee 17/600



(17)Unit 5 Transformer Area [Date the photos were taken (gathered): March 22, 2011] Photos taken by a TEPCO employee 18/600 photos



(18)Unit 5 and 6 Ultraigh Voltage Switchyard Area (Inside) [Date the photos were taken (gathered): March 22, 2011] Photos taken by a TEPCO employee 15/600 photos



(19)Unit 6 Transformer Area [Date the photos were taken (gathered): March 22, 2011] Photos taken by a TEPCO employee 10/600 photos



(20)Around Reserve Power Substation [Date the photos were taken (gathered): March 22, 2011] Photos taken by a TEPCO employee 5/600 photos



(21) Inside Reserve Power Substation [Date the photos were taken (gathered): March 22, 2011] Photos taken by a TEPCO employee 5/600 photos



(23)Around the Outdoor Power Panel [Date the photos were taken (gathered): March 22, 2011] Photos taken by a TEPCO employee 4/600 photos



(24) Inside the Unit 1 Power Source Room [Date the photos were taken (gathered): March 23, 2011] Photos taken by a TEPCO employee 14/600



(25) Around the Unit 2 Alternate Power Source Room [Date the photo was taken (gathered): March 23, 2011] Photo taken by a TEPCO employee



(26) Inside the Unit 2 Alternate Power Source Room [Date the photos were taken (gathered): March 23, 2011] Photos taken by a TEPCO employee



(27) Inside the Unit 2 Basement Power Source Room [Date the photos were taken (gathered): March 23, 2011] Photos taken by a TEPCO employee



(28)At Fukushima Daiichi Nuclear Power Station [Date the photos were taken (gathered): March 23, 2011] Photos taken by a TEPCO employee 5/600



(29)Sea side area of Unit 1 [Date the photos were taken (gathered): March 23, 2011] Photos taken by a TEPCO employee 7/600 photos



(30)Sea side area of Unit 2 [Date the photos were taken (gathered): March 23, 2011] Photos taken by a TEPCO employee 9/600 photos



(31)Unit 3 and 4 Ultraigh Voltage Switchyard Area (Outside) [Date the photos were taken (gathered): March 23, 2011] Photos taken by a TEPCO employee 18/600 photos



(32)Unit 3 and 4 Ultraigh Voltage Switchyard Area (Inside) [Date the photos were taken (gathered): March 23, 2011] Photos taken by a TEPCO employee 23/600 photos



(33) Inside the Unit 2 Power Source Room [Date the photos were taken (gathered): March 23, 2011] Photos taken by a TEPCO employee 3/600



(34)Around the Unit 1 Large Equipment Hatch [Date the photo was taken (gathered): March 23, 2011] Photo taken by a TEPCO employee 1/600



(35)Unit 4 Instrument Air Compressor [Date the photos were taken (gathered): March 25, 2011] Photos taken by a TEPCO employee 15/600 photos




(36)Unit 1 Transformer Area [Date the photos were taken (gathered): March 26, 2011] Photos taken by a TEPCO employee 62/600 photos



(36)Unit 1 Transformer Area [Date the photos were taken (gathered): March 26, 2011] Photos taken by a TEPCO employee 62/600 photos



(36)Unit 1 Transformer Area [Date the photos were taken (gathered): March 26, 2011] Photos taken by a TEPCO employee 62/600 photos



(37)Unit 2 Transformer Area [Date the photos were taken (gathered): March 26, 2011] Photos taken by a TEPCO employee 61/600 photos



(37)Unit 2 Transformer Area [Date the photos were taken (gathered): March 26, 2011] Photos taken by a TEPCO employee 61/600 photos




(37)Unit 2 Transformer Area [Date the photos were taken (gathered): March 26, 2011] Photos taken by a TEPCO employee 61/600 photos



(38)Unit 1 and 2 Ultraigh Voltage Switchyard Area (Outside) [Date the photos were taken (gathered): March 28, 2011] Photos taken by a TEPCO employee 50/600 photos



(38)Unit 1 and 2 Ultraigh Voltage Switchyard Area (Outside) [Date the photos were taken (gathered): March 28, 2011] Photos taken by a TEPCO employee 50/600 photos



(39)Unit 1 and 2 Ultraigh Voltage Switchyard Area (Inside) [Date the photos were taken (gathered): March 28, 2011] Photos taken by a TEPCO employee 65/600 photos



(39)Unit 1 and 2 Ultraigh Voltage Switchyard Area (Inside) [Date the photos were taken (gathered): March 28, 2011] Photos taken by a TEPCO employee 65/600 photos



(39)Unit 1 and 2 Ultraigh Voltage Switchyard Area (Inside) [Date the photos were taken (gathered): March 28, 2011] Photos taken by a TEPCO employee 65/600 photos



(40)Around the Unit 4 Reactor Building [Date the photos were taken (gathered): March 28, 2011] Photos taken by a TEPCO employee 17/600 photos

