

< Reference >  
June 26, 2012

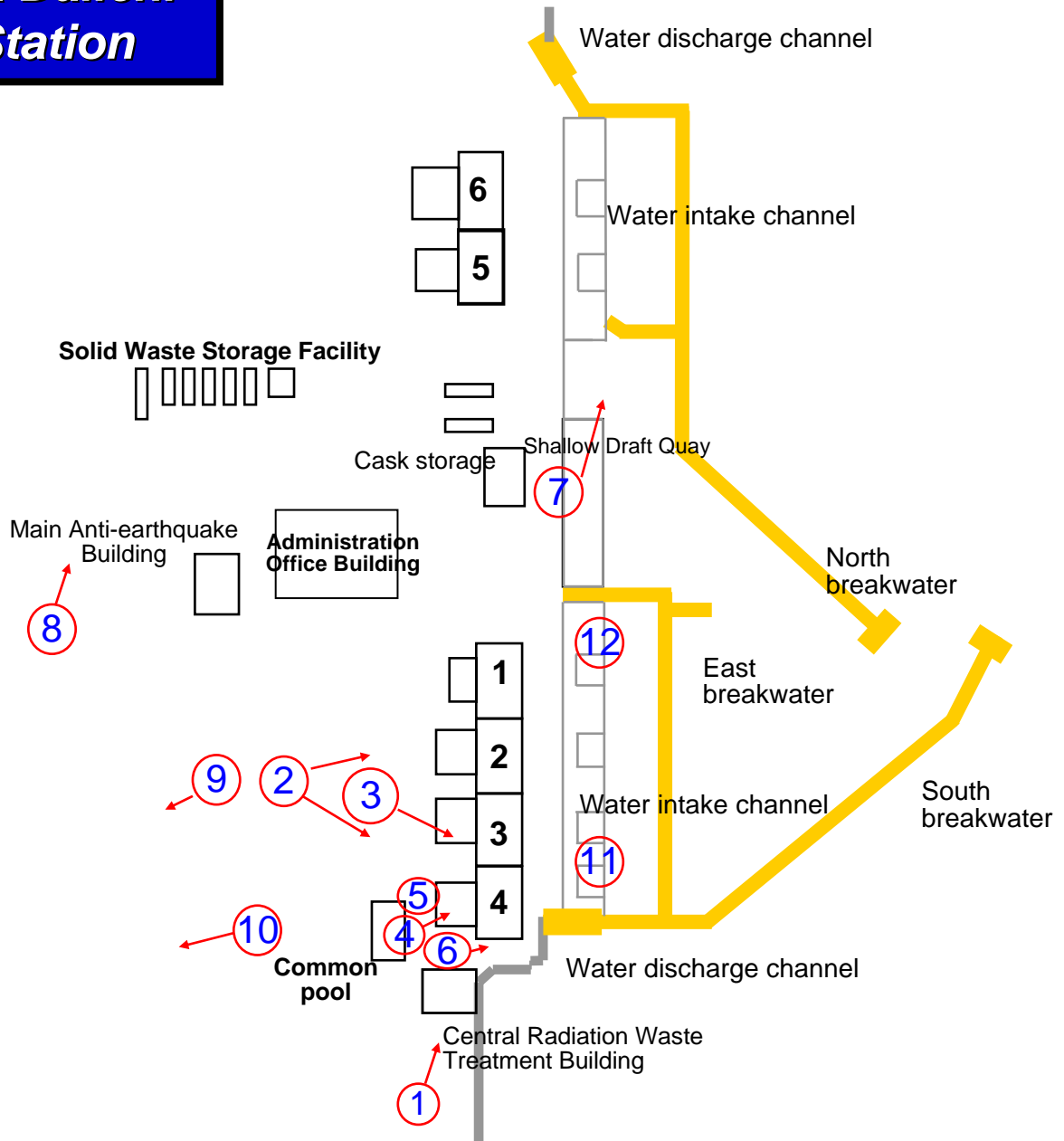

Tokyo Electric Power Company

Corrected

We replaced the photo for physical protection of nuclear materials. ( September 4, 2012 )


# Current Condition of Fukushima Daiichi Nuclear Power Station

# Map of Fukushima Daiichi Nuclear Power Station





-1 Appearance of Unit 2-4 (View from the southern hill)  
Photo taken by a TEPCO employee on June 18, 2012



-2 Appearance of Unit 3 (View from the southern hill)  
Photo taken by a TEPCO employee on June 18, 2012



-3 Appearance of Unit 4 (View from the southern hill):  
Lifting heavy machinery down from the operation floor  
Photo taken by a TEPCO employee on June 18, 2012



-4 Appearance of Unit 4 (View from the southern hill):  
Lifting heavy machinery down from the operation floor  
Photo taken by a TEPCO employee on June 18, 2012



-1 Appearance of Unit 3-4

(View from the hill on the mountain side between Unit 2 and 3)

Photo taken by a TEPCO employee on June 18, 2012




-2 Appearance of Unit 2

(View from the hill on the mountain side between Unit 2 and 3)


Photo taken by a TEPCO employee on June 18, 2012



-1 Upper part of Unit 3 Reactor Building (Before debris removal)  
Photo taken by a TEPCO employee on September 15, 2011



-2 Upper part of Unit 3 Reactor Building  
Photo taken by a TEPCO employee on January 10, 2012




-3 Upper part of Unit 3 Reactor Building  
Photo taken by a TEPCO employee on June 18, 2012

Since last September, the pillars hanging down (left on photo -1) have been taken apart and removed along with debris removal, and a platform was installed (Photo -3)



-1 Upper part of Unit 4 Reactor Building (Before debris removal)  
Photo taken by a TEPCO employee on September 22, 2011



-2 Upper part of Unit 4 Reactor Building (During debris removal)  
Photo taken by a TEPCO employee on January 5, 2012



-3 Unit 4 Reactor Building  
Photo taken by a TEPCO employee on June 18, 2012

Since last September, the panels and pillars in the upper part of the Reactor Building have been taken apart and removed.



Unit 4 Spent Fuel Pool protection platform  
Photo taken by a TEPCO employee on June 7, 2012



Lifting up the protection platform  
(As announced on June 15, 2012)



Platform installation completed  
(As announced on June 15, 2012)



-1 Unit 4 south side foundation improvement work:  
Foundation improvement equipment  
Photo taken by a TEPCO employee on June 7, 2012



-2 Unit 4 south side foundation improvement work: Cement silo  
Photo taken by a TEPCO employee on June 7, 2012





-1 Marine soil covering work:  
Solidification agent mixer ship (Left), Silo ship (Right)  
Photo taken by a TEPCO employee on June 7, 2012



-2 Marine soil covering work: Solidified soil placing ship  
Photo taken by a TEPCO employee on June 7, 2012



-1 Multi-nuclide Removal Facility construction site (Full-view)  
Photo taken by a TEPCO employee on June 11, 2012



-2 Multi-nuclide Removal Facility construction site (Full-view):  
Foundation improvement work  
Photo taken by a TEPCO employee on June 11, 2012



-1 Underground water storage tank installation  
Photo taken by a TEPCO employee on June 18, 2012



-2 Underground water storage tank installation  
Photo taken by a TEPCO employee on June 18, 2012



-1 PE pipe installation condition  
Photo taken by a TEPCO employee on June 18, 2012



-2 PE pipe installation condition  
Photo taken by a TEPCO employee on June 18, 2012



Impermeable wall piling ship  
Photo taken by a TEPCO employee on June 18, 2012



Impermeable wall piling ship  
Photo taken by a TEPCO employee on June 18, 2012