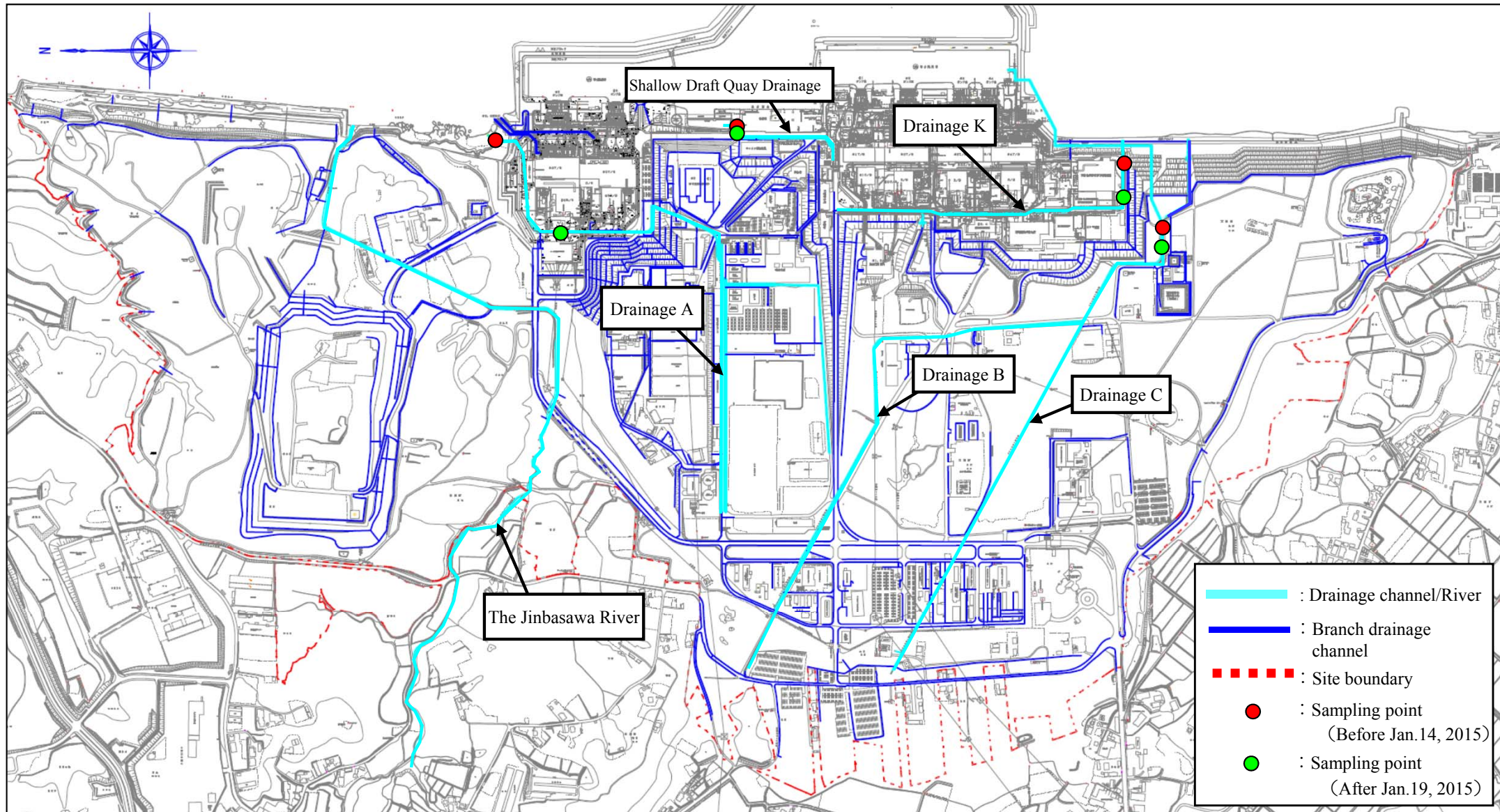


Overflow of some rain water from “Drainage K” into the sea due to heavy rainfall

- ✓ The water in “Drainage K,” (by building a dam and also installing transfer pumps inside “Drainage K”) has been transferred to “Drainage C”, which leads to the port area inside Fukushima Daiichi NPS.
- ✓ On July 16, 2015 at 8:24 a.m., TEPCO found that although all the transfer pumps were working properly, some of the water in “Drainage K” overflowed from the dam outside the power station into the sea. This was due to the heavy rainfall which exceeded the amount the pumps can transfer.
- ✓ The analytical results of the radiation water around the opening of “Drainage K” showed that the levels of Cs-134, Cs-137 and Gross β had increased compared with those from the previous day. TEPCO believes, however, that this was a temporary increase due to the heavy rain.
 - Sampling on July 16: Cs-134 160Bq/L, Cs-137 670Bq/L, Gross β 1,100Bq/L
 - Sampling on July 17: Cs-134 2.4Bq/L, Cs-137 20Bq/L, Gross β 39Bq/L
- ✓ The data obtained by continually monitoring the port entrance area showed no significant increases in the levels of Cs-134, Cs-137 and Gross β . TEPCO will continue to keep a close watch on the levels.

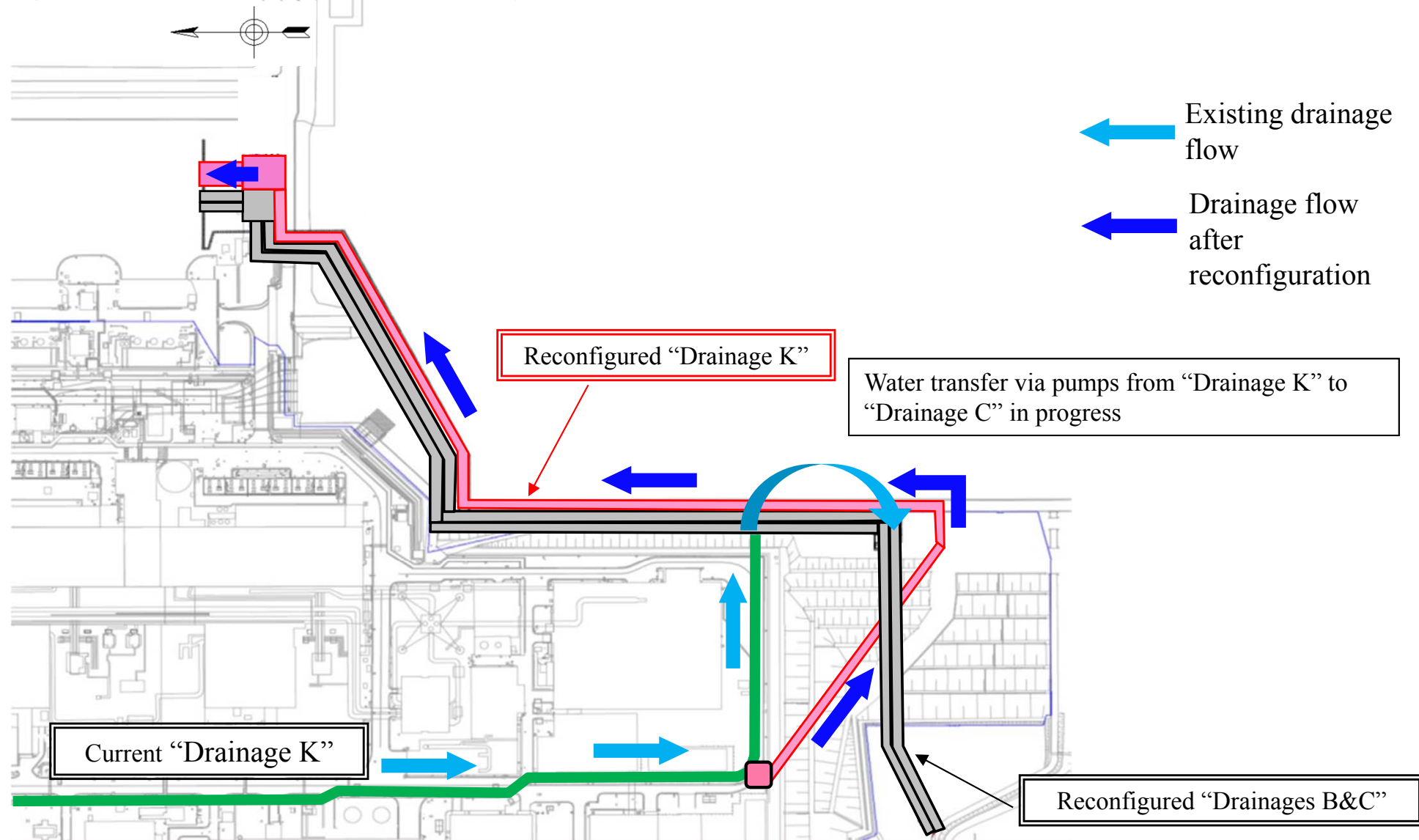
Locations of drainage channels

The map below shows the locations of drainage channels, rivers, and branch drainage channels.



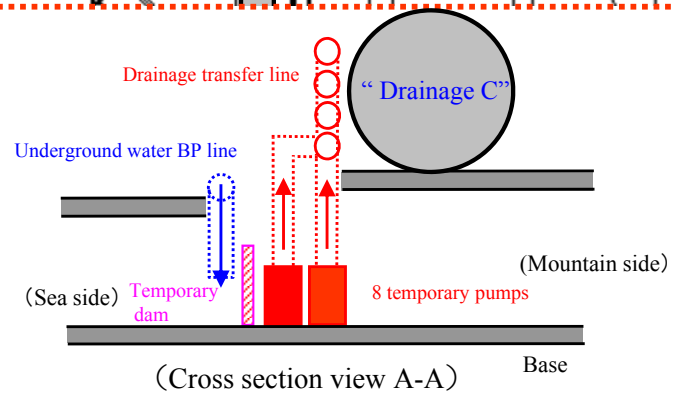
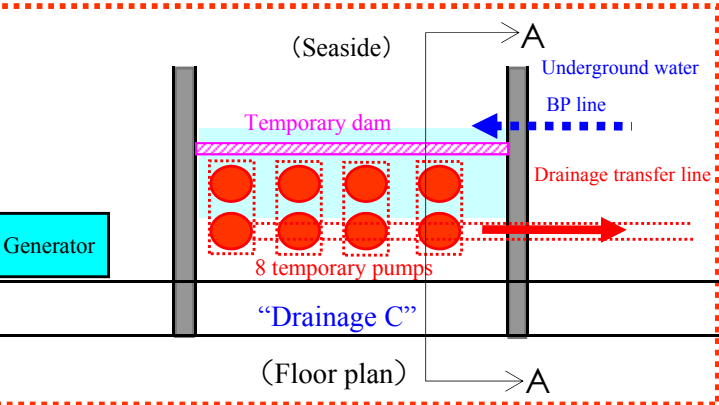
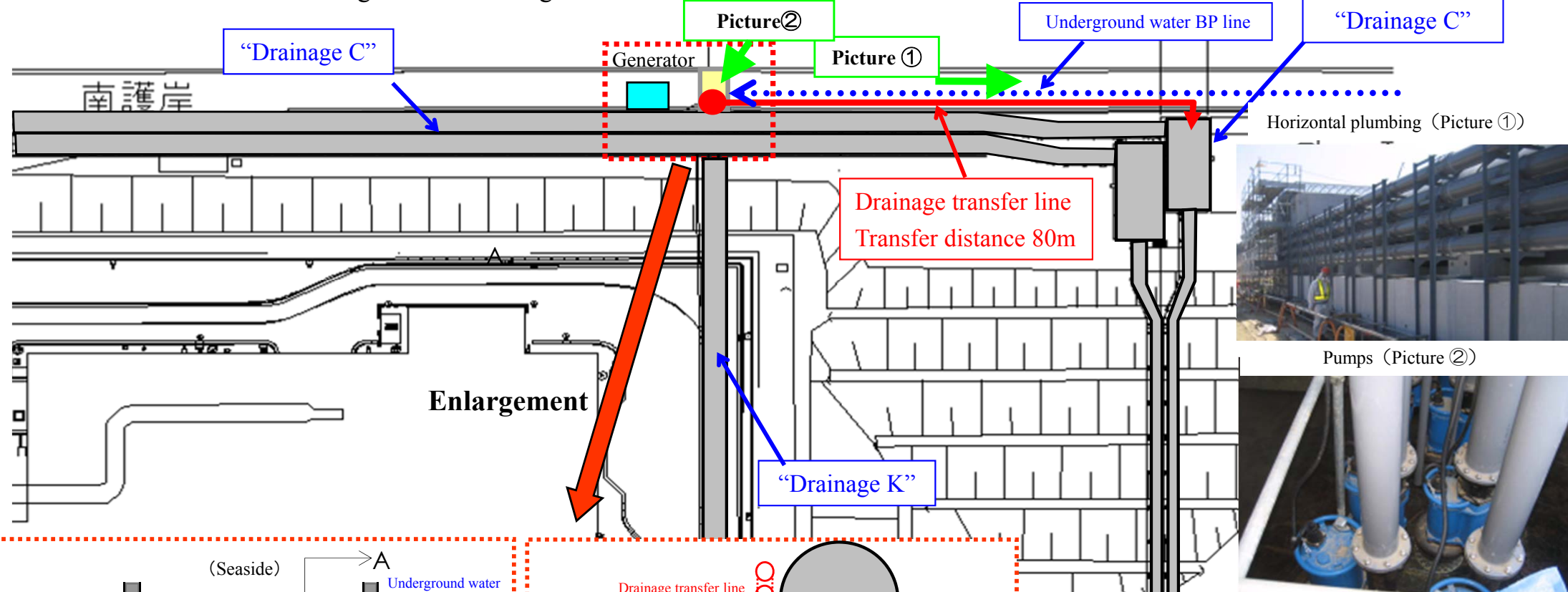
Drainage management in the port area within Fukushima Daiichi NPS (Plan reconfiguring of “Drainage K” path)

- “Drainage K” will be reconfigured so that the water will flow into the port area within Fukushima Daiichi NPS in FY2015, and the drainage will be managed inside the port area.
- The reconfiguration construction started on May 22, 2015.



Water transfer with pumps from “Drainage K” to “Drainage C” leading to the port area within Fukushima Daiichi NPS

■ Outline of installation of pumps for the transfer of the water in “Drainage K” (Before the reconfiguration of “Drainage K,” temporary transfer of the water in “Drainage K” to “Drainage C” started on Apr.17, 2015.)



- 【Pump Specifications】**
- 6-inch pump (two pumps)
 - Transferable amount per pump: 0.055m³/min.
 - 8-inch pump (six pumps)
 - Transferable amount per pump: 0.075m³/min.
 - Transferable amount of eight pumps in total
 - Total transferable amount of two 6-inch pumps: 0.055m³/min. × 2 pumps = 0.11m³/min.
 - Total transferable amount of six 8-inch pumps: 0.075m³/min. × 6 pumps = 0.45m³/min.
 - Total transferable amount of eight pumps: 0.56m³/min. (approx. 2000m³/h)

<Reference> Transition of rainfall

Time	Rainfall	Cumulative rainfall
Before 3:00 a.m.	-	-
3:00 a.m. - 4:00 a.m.	0.50 mm/h	0.50 mm
4:00 a.m. - 5:00 a.m.	0.00 mm/h	0.50 mm
5:00 a.m. - 6:00 a.m.	3.00 mm/h	3.50 mm
6:00 a.m. - 7:00 a.m.	3.00 mm/h	6.50 mm
7:00 a.m. - 8:00 a.m.	4.00 mm/h	10.50 mm
8:00 a.m. - 9:00 a.m.	21.00 mm/h	31.50 mm
9:00 a.m. - 10:00 a.m.	19.50 mm/h	51.00 mm
10:00 a.m. - 11:00 a.m.	19.50 mm/h	70.50 mm
11:00 a.m. - 12:00 p.m.	19.50 mm/h	90.00 mm
12:00 p.m. - 1:00 p.m.	8.50 mm/h	98.50 mm
1:00 p.m. - 2:00 p.m.	7.00 mm/h	105.50 mm
2:00 p.m. - 3:00 p.m.	7.50 mm/h	113.00 mm

The amount of water that the temporary pumps can transfer when 8 pumps are used is 2,000t/h, and this amount corresponds to approx.14mm/h rainfall (this number may change depending on how the rain falls). The actual rainfall data from the past 3 years reveal that there are four or five days a year when rainfall exceeds 14mm/h.