

Overflow of Water from the Notch Tank for H6 Area Located on the East of H5 Area at Fukushima Daiichi NPS (Follow-up Information)

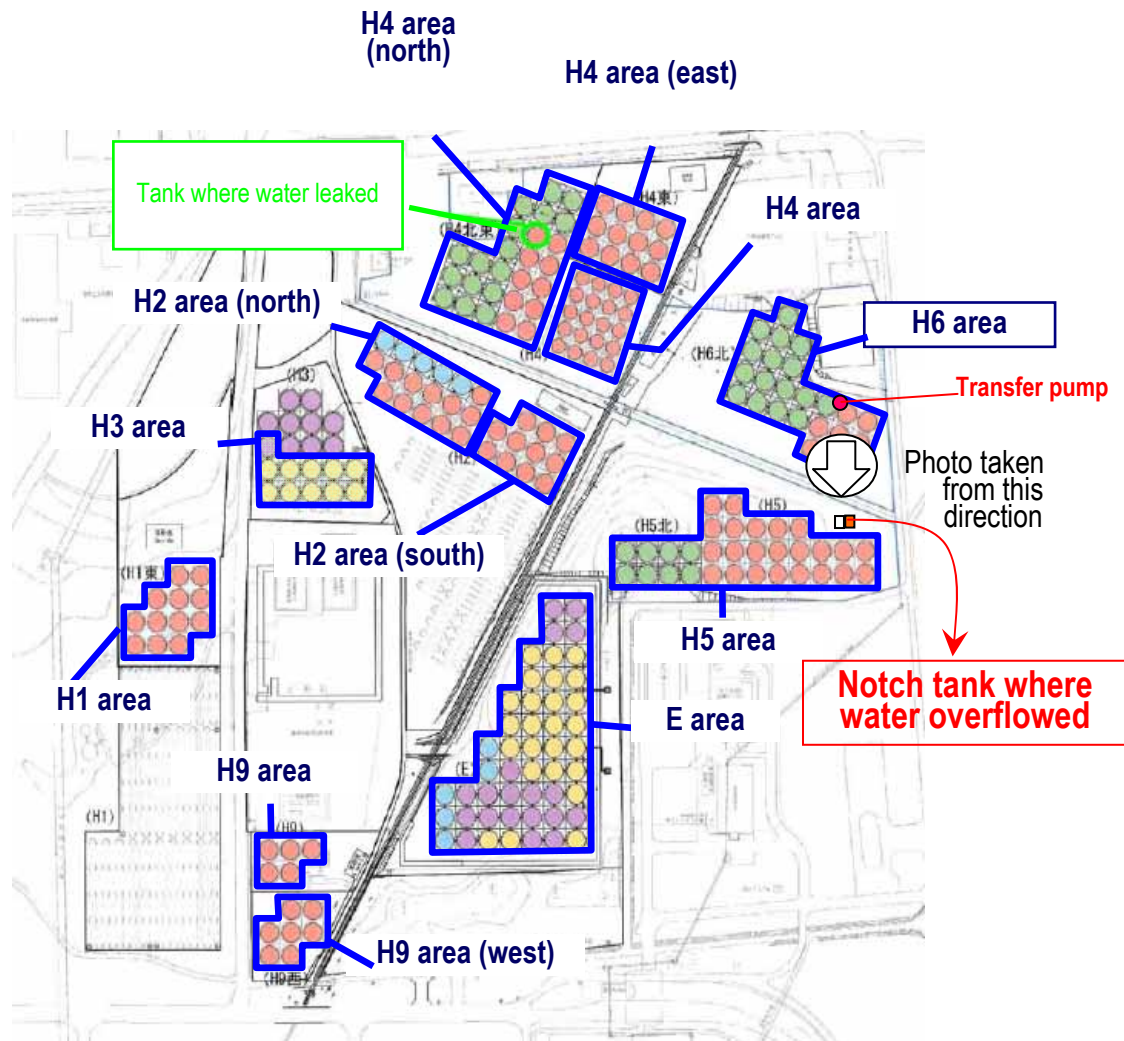
<Reference>
October 2, 2013
Tokyo Electric Power Company

- Date : On October 1, 2013 (Tue.)
 - At 10:38, we activated the operation of the transfer pump from inside the dike at H6 area.
 - At 11:50, we found the water overflow from the notch tank for H6 area.
 - At 12:10, we suspended the operation of the transfer pump, and found no more water overflow from the notch tank.
- Location: At the notch tank for H6 area on the east of H5 area
- Details : A TEPCO employee started transferring rainwater inside the dike at H6 area into H2 area (south), for the purpose of preparing for an approaching typhoon. The transfer hose should have been connected to H2 area (south), but actually was connected to the notch tank for H6 area. It caused the water overflow from the notch tank after activating the operation of the pump.
- Amount of overflow: Approx. 5m³
- Radioactive density (water analyses):
 - Inside the notch tank (sampled on Oct. 1) :Cs134 : 8.0Bq/L, Cs137 : 16Bq/L, all-β : 390Bq/L
 - The dike below the tank (sampled on Oct. 1): Cs134 : 6.Bq/L, Cs137 : 16Bq/L , all-β : 380Bq/L
 - Inside the dike at H6 area (sampled on Oct. 1): Cs134 : ND (13Bq/L), Cs137 : ND (19Bq/L), all-β : 340Bq/L
 - Inside the dike at H6 area (sampled on Oct. 2): Cs134 : ND (13Bq/L), Cs137 : ND(20Bq/L), all-β : 520Bq/L

*ND stands for “below the detection limit value”, the number in the brackets shows the detection limit value.

*All-β is analyzed with a simplified measurement method.

<Location and situation of the tank with water leak>



<Before suspending the pump>



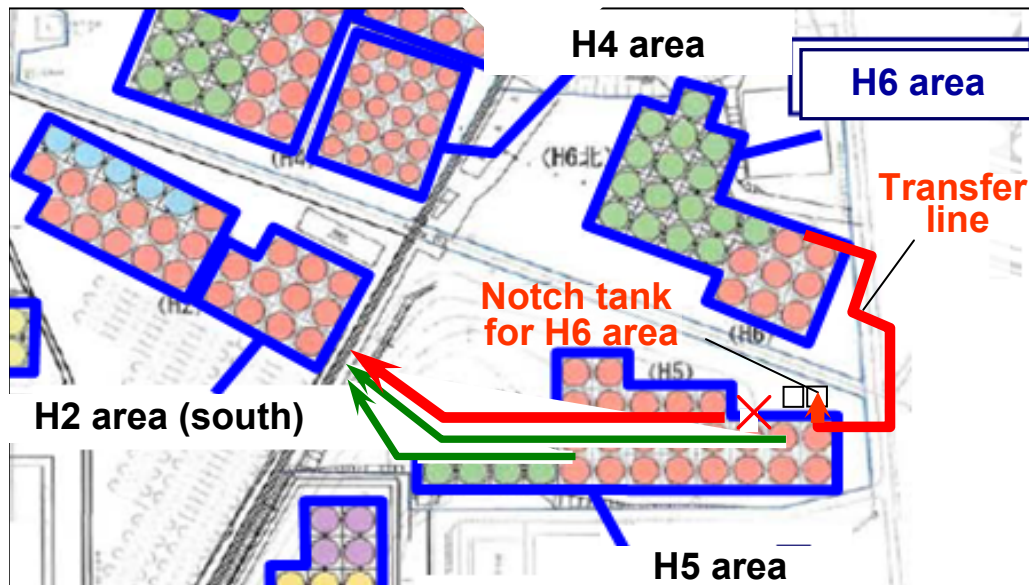
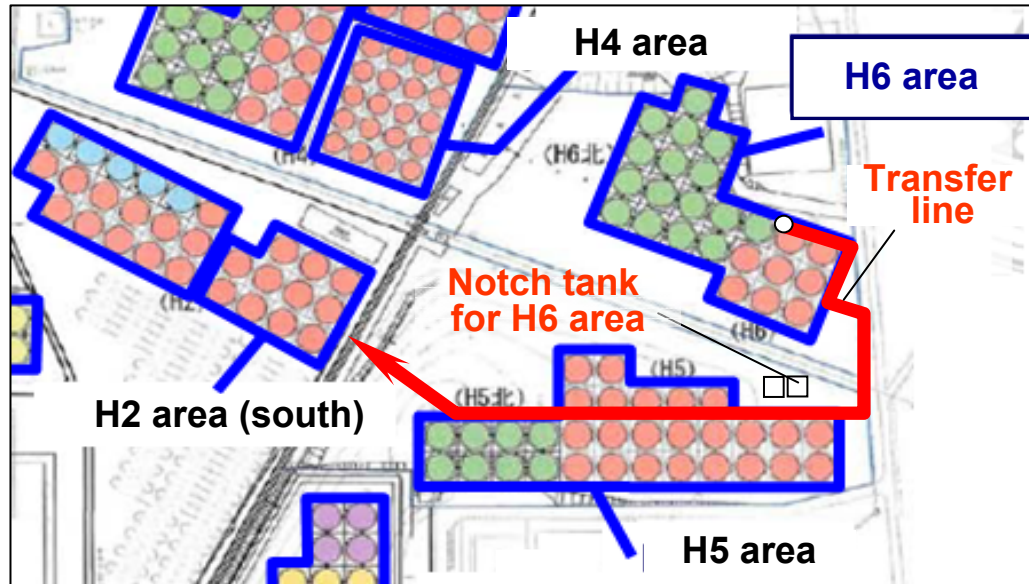
Photo taken by Nuclear Regulatory Commission on October 1, 2013

<After suspending the pump>



Photo taken by TEPCO on October 1, 2013

<Causal sequence>



- On October 1, we were planning to 1) transfer water from inside the dike at H6 area to H2 (south) area, and 2) install a transfer line connecting from inside the dike at H6 area to the notch tank for H6 area.
- TEPCO requested an associated company to install a transfer line connecting from inside the dike at H6 area to the notch tank for H6 area urgently.
- Upon the request by TEPCO, the associated company created a transfer line connecting to the notch tank for H6 area, namely, borrowed a part of the existing transfer line originally connecting to H2 (south) area, and changed the connecting direction. (At around 10:00 AM on October 1)
- We attribute this water leak to the shortage of communication on “work method” and “work schedule” between the associate company and TEPCO.
- Although configurations of the line formation prior to the transfer (from inside the dike at H6 area) and water leak from the line posterior to the activation of the pump were performed, it cannot be denied that there was misjudgment, for another two more lines connecting from inside the dike at H5 area (the two green lines in the map) were laid near the concerned transfer line.