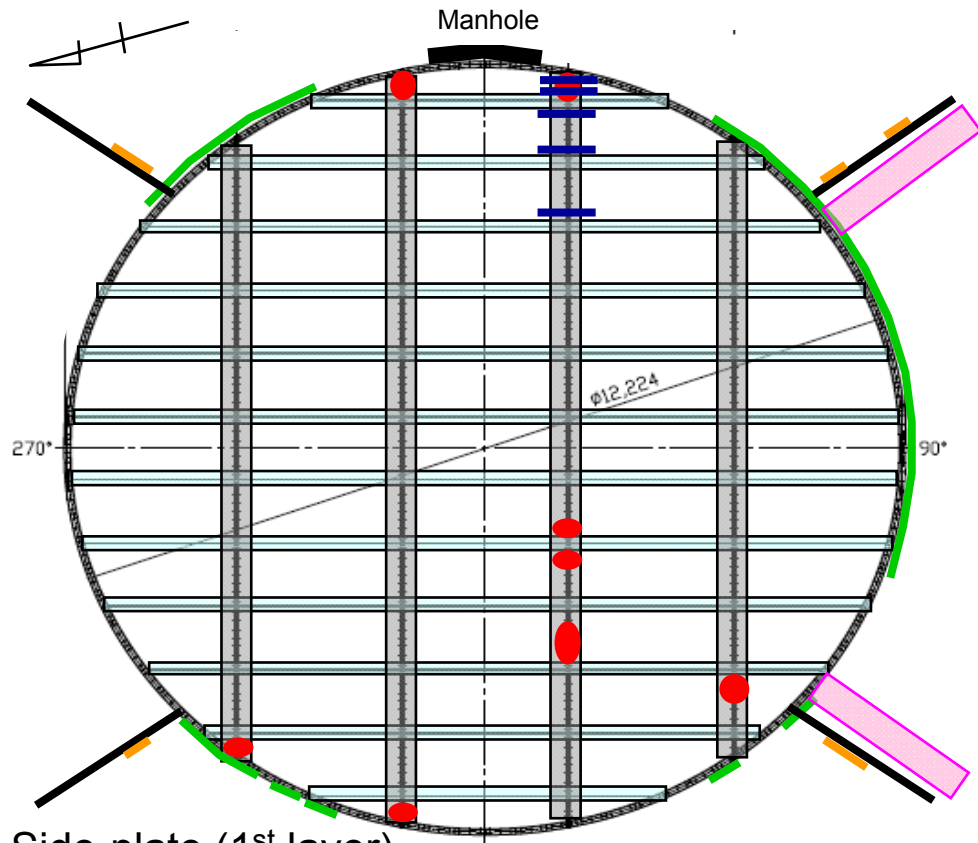


Investigation into the inside of tank No.5 in H4 area

Revised edition
(Revised on September 26)

<Reference>
September 20, 2013
Tokyo Electric Power Company

- We checked the inside of the tank with eyes, and found transformation and damage in sealing member between the lowest side-plate and the bottom-plate, and bottom-plate flange part.
- We checked the tightening of the bolts, and found 5 loose ones through percussion on the bolts etc.



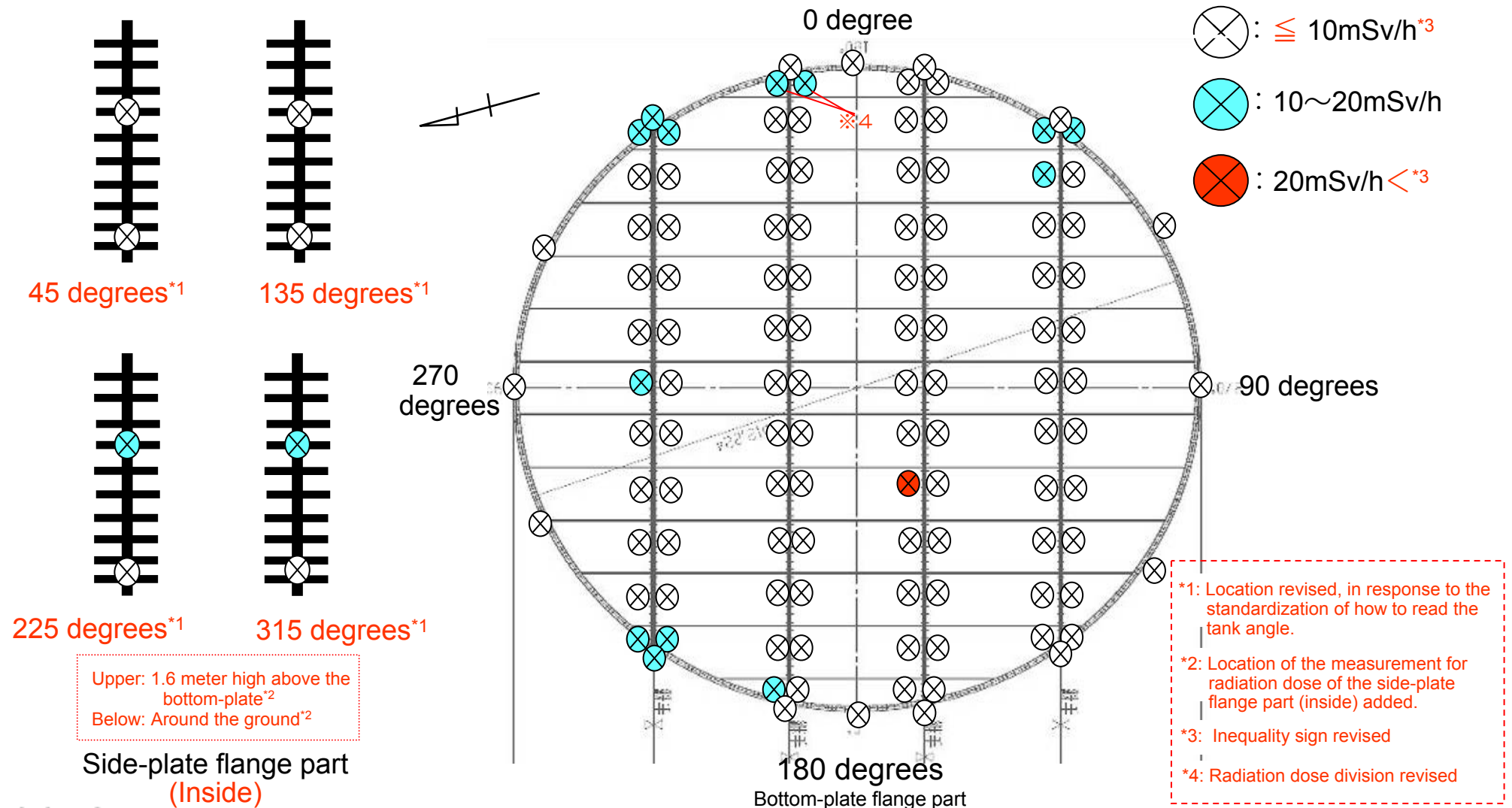
- Bottom-plate flange part: Swelling of sealing (8 locations)
- Bottom-plate flange part: Loose bolts (5 bolts)
- Surrounding flange part: Slipping-out packing
- Side-plate (1st layer) longitudinal flange part: Slipping-out packing
- Side-plate (1st layer): Side-plate with rust

Side-plate (1st layer)
Longitudinal flange part
(Height=2.6m)

- Bottom-plate flange
- Bottom-plate reinforcement member

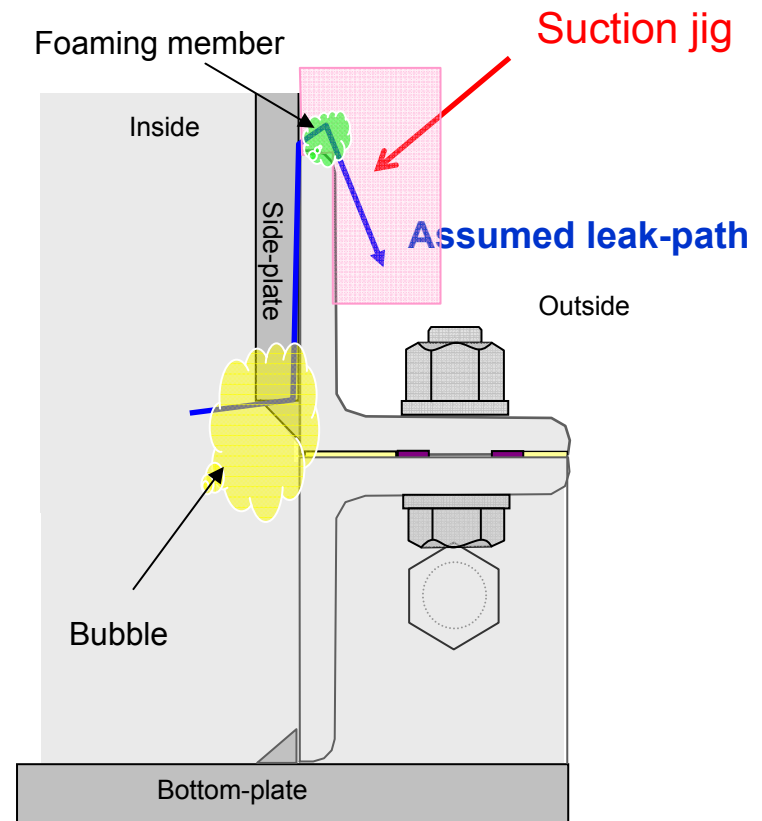

Results for measurement of radiation dose on the flange part

- Measurement results at the flange part were below 10m Sv/h in general ($\beta : 70 \mu\text{m}$ dose equivalent rate), at highest was 22mSv/h ($\beta : 70 \mu\text{m}$ dose equivalent rate).



Local vacuum test for the tank side plate

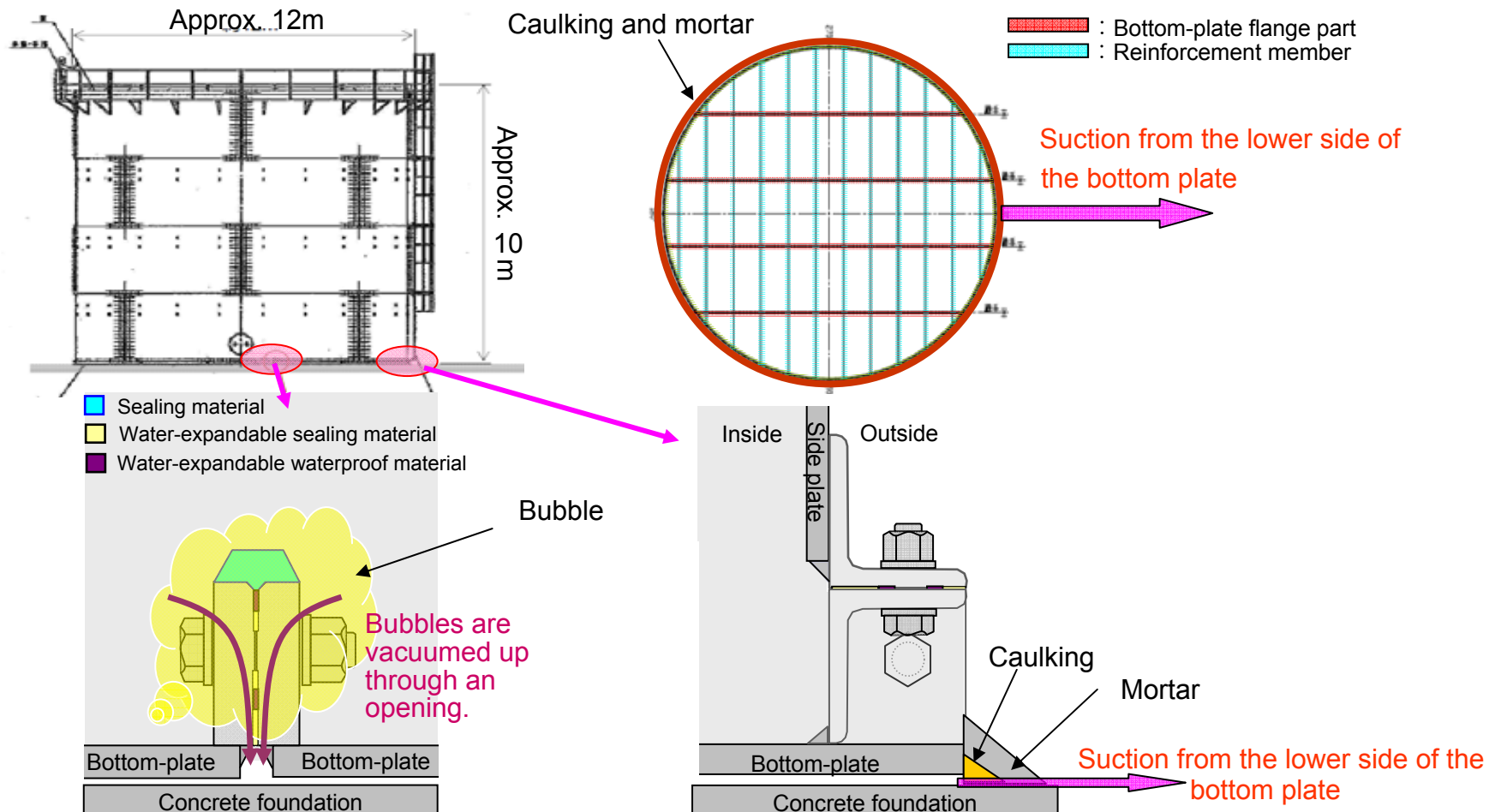
- We conducted local suction at the welded parts between side-plate of tank bottom and flange part, where relative high radiation dose was found (rust parts).
- We found no continuing foaming from the foaming member applied to the parts in question, and no bubbles inside the tank was vacuumed.



Side plate: Cross section of flange part

The vacuum test for the tank bottom plate

- We apply bubbles to the flange parts etc. and conduct suction from the lower side of the bottom plate, in order to specify locations of opening parts through which bubbles are vacuumed up.



Investigation into the inside of the tank No.5 in H4 area (Photos)



Loose bolt on the bottom-plate flange part
(Photo taken on Sep. 19, 2013)



Swelling sealing member on the bottom-plate flange part
(Photo taken on Sep. 19, 2013)



Packing slipping out on circumferential direction flange part
(Photo taken on Sep. 19, 2013)



Packing slipping out on side-plate (1st layer) longitudinal flange part
(Photo taken on Sep. 19, 2013)



Rust generation on the side plate (1st layer)
(Photo taken on Sep. 19, 2013)