

<Reference>

August 13, 2013

Tokyo Electric Power Company

**Results of Additional Investigation  
Based on Leakage from  
Batch Treatment Tank of the  
Multi-nuclide Removal Equipment  
(Follow-up Information)**



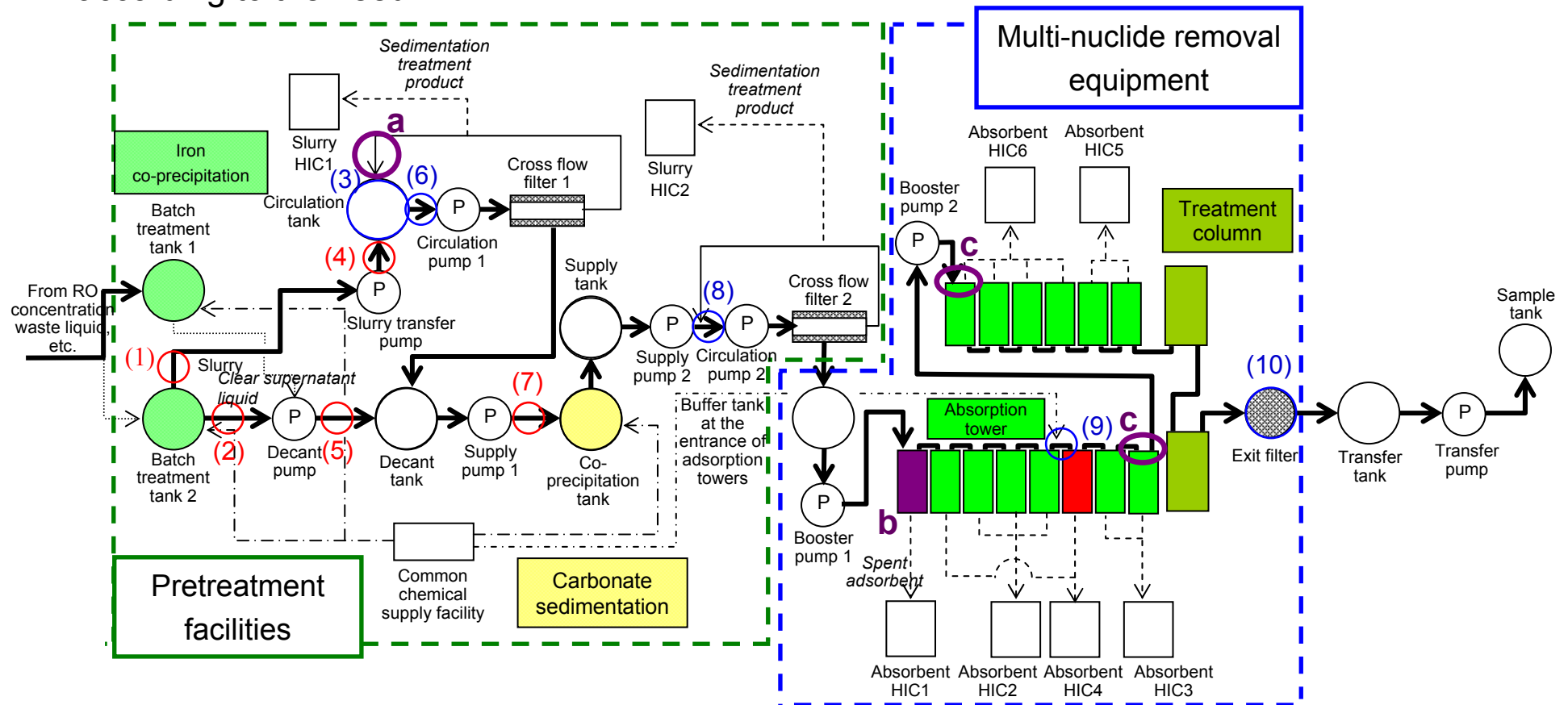
東京電力

---

TEPCO

# Additional Investigation of Multi-nuclide Removal Equipment

- Since corrosion was found inside the absorption tower 6A, horizontal development investigation is being implemented at the A system. (■○: Location where additional investigation was performed this time)
- Similar investigation is also being implemented at system B, which had been suspended, according to the need.



○ : Location where corrosion was found in the previous investigation  
 ○ : Location where corrosion was not found in the previous investigation


# Results of Additional Investigation at A System

- An additional investigation was implemented mainly at welding line, where no corrosion was found at the previous horizontal development investigation. As a result, we found crevice corrosion on the flange surface of return piping nozzle (location a) of the circulation tank and inspection port nozzle (location c) of the adsorption tower 8A, 9A.



Return piping nozzle (location a) of the circulation tank

**Crevice corrosion on the flange surface was found**



Adsorption tower 8A



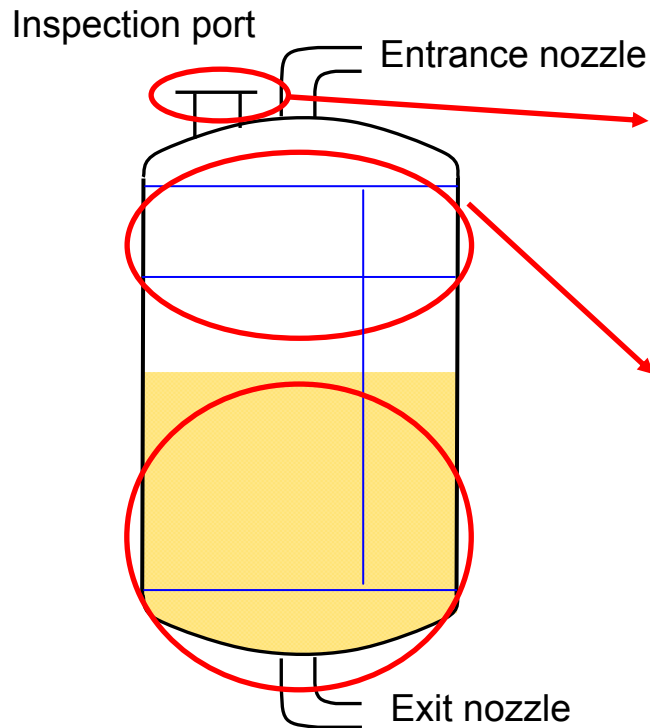
Adsorption tower 9A

Inspection port nozzle (location c) of the adsorption tower 8A, 9A

**Crevice corrosion on the flange surface was found**

# Results of Additional Investigation at A System

- We also conducted an internal inspection on the absorption tower 1A (location b) with the absorber having been pulled out of the tower. As a result, neither crevice corrosion nor discoloration, which is estimated to be corrosion, was found on the flange surface (blank flange) of inspection port and on the inner surface of the absorption tower.



Flange surface (blank flange) of inspection port of the adsorption tower 1A

**No crevice corrosion was found.**

\* Black part of the surface of flange sheet is remaining gasket.



Inner surface of the adsorption tower 1A


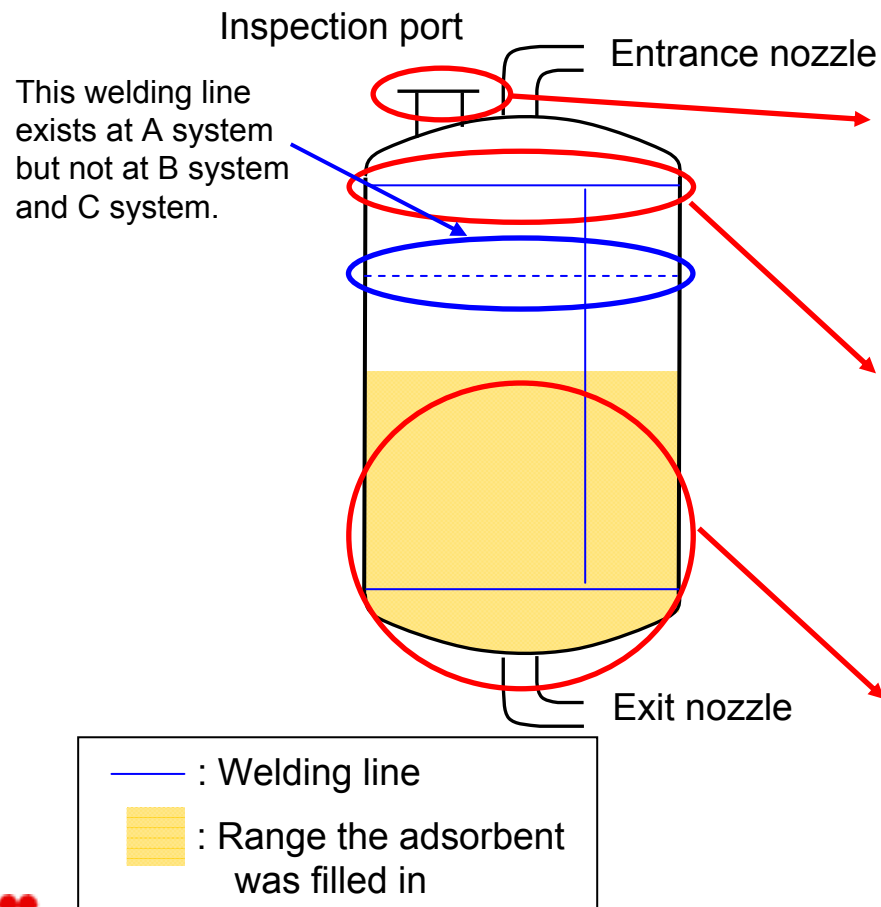
**No discoloration, etc. which is estimated to be corrosion was found at vicinity of welding line.**

\* Black part at the bottom is remaining adsorbent 1.



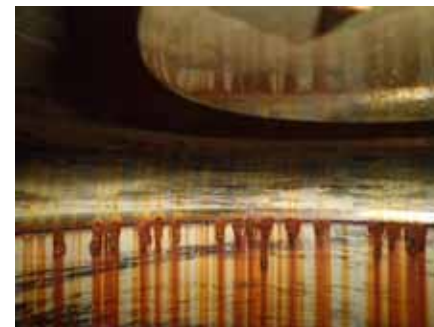
# Results of Horizontal Development Investigation at B System

- Since crevice corrosion at the flange surface, and discoloration, which seems attributable to corrosion of the inner surface of the absorption tower, was found on the absorption tower (6A), we conducted an internal inspection on the absorption tower (6B) of system B with the adsorbent having been pulled out of the tower. As a result, crevice corrosion at the flange surface, and discoloration, which seems attributable to corrosion of the inner surface of the absorption tower, was found similarly to 6A.



Flange surface (blank flange) of inspection port of the adsorption tower 6B

**Crevice corrosion was found at the flange surface.**



\* Black part of the surface of flange sheet is powdered adsorbent 4.

Inner surface of the adsorption tower 6B

**Discoloration, which seems attributable to corrosion was found at vicinity of welding line.**



\* Black part at the bottom is remaining adsorbent 4.

# Future Plan

---

- We will continue to investigate the equipment including B system in order to identify the extent of influence of the corrosion.
- We will consider causes of the corrosion and measures to prevent the recurrence of the corrosion, taking into account a difference such as environment, etc. between the location where the corrosion was found and the location where corrosion was not found.
- How to repair corrosion-damaged parts will be considered.