

< Reference >

# Results of Investigation of the Lower Part of Unit 2 Vent Pipe at Fukushima Daiichi Nuclear Power Station

March 5, 2013

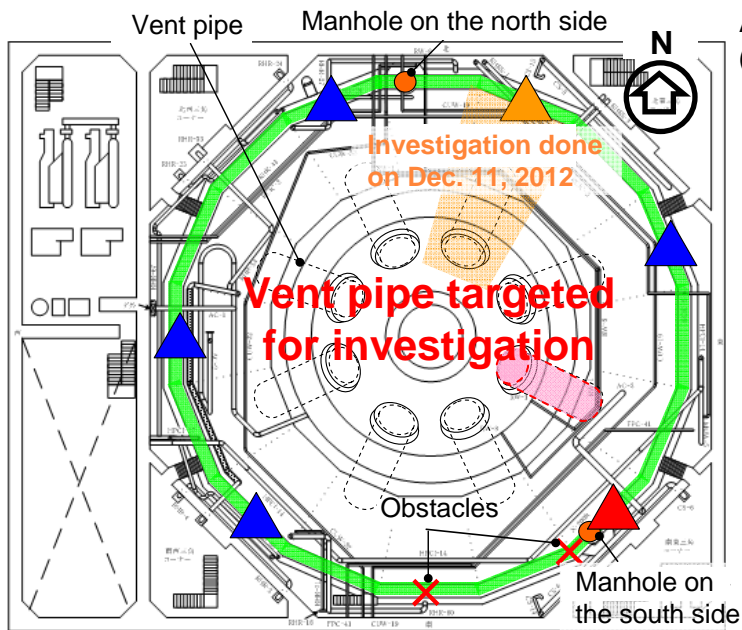
Tokyo Electric Power Company



東京電力

---

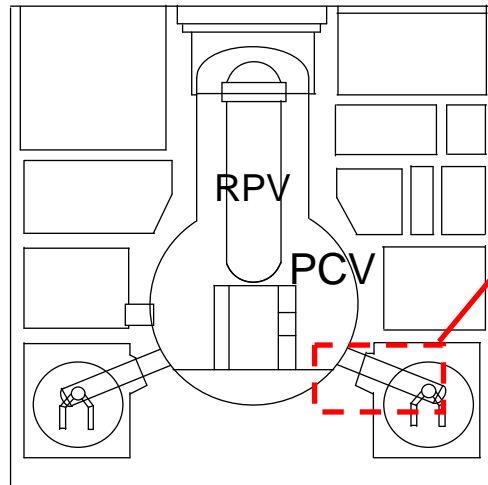
# Investigation Locations and Current Conditions (East-southeast Vent Pipe)



Torus room (Plan view)

Area where the quadrupedal walking robot reached (Vent pipe investigation area)

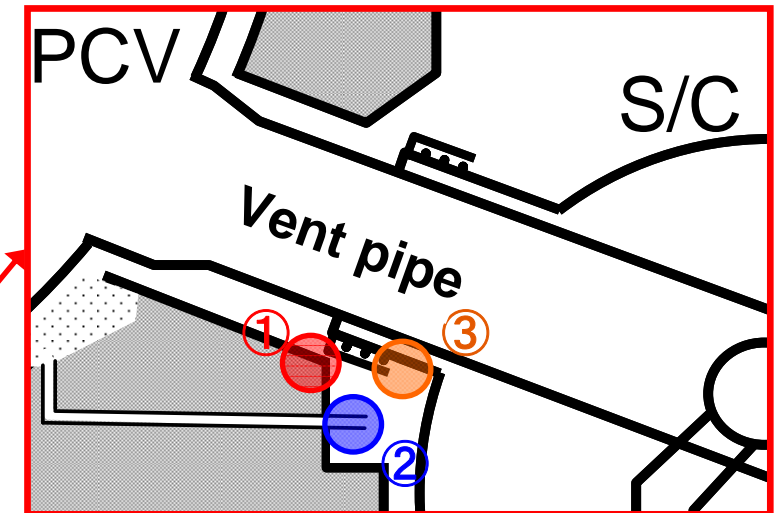
- ▲ : Investigated this time
- ▲ (blue) : Has not been investigated
- ▲ (yellow) : Has been investigated



PCV (Cross section)

Date: March 5, 2013

Investigated area: Areas indicated by ▲



Lower part of the vent pipe (Enlarged)



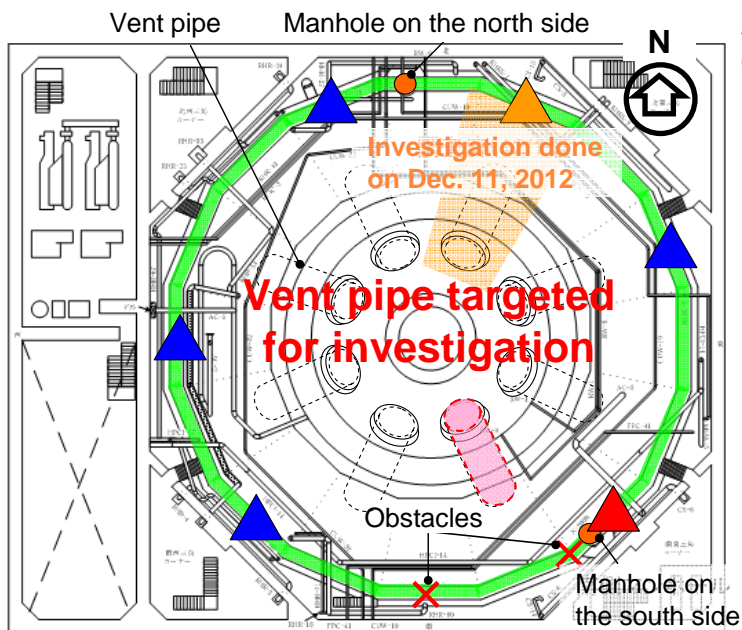
① Edge of the vent pipe sleeve

② Edge of the sand cushion drain pipe

③ Lower part of the vent pipe bellows cover: No water leakage found

No water leakage (water flowing) was found on the concrete stage \* on the lower part though the condition was not directly checked.

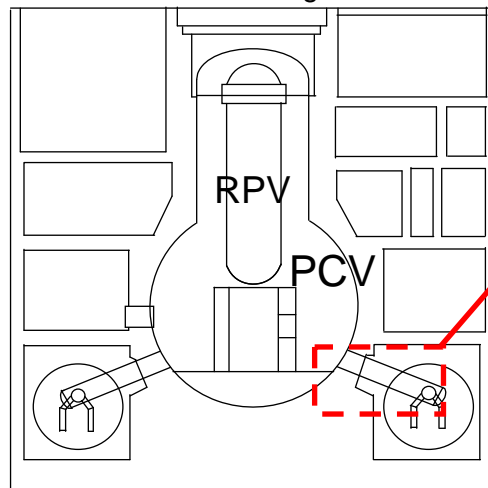
# Investigation Locations and Current Conditions (South-southeast Vent Pipe)



Torus room (Plan view)

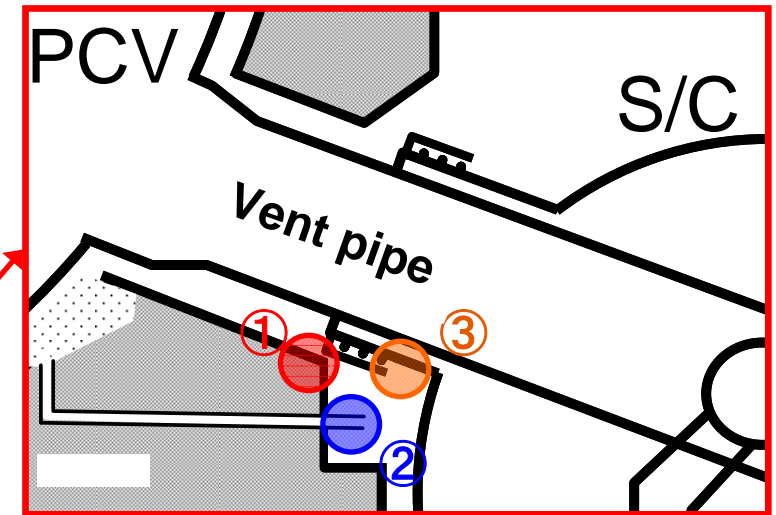
Area where the quadrupedal walking robot reached (Vent pipe investigation area)

- ▲ : Investigated this time
- ▲ (blue) : Has not been investigated
- ▲ (yellow) : Has been investigated



PCV (Cross section)

Date: March 5, 2013  
Investigated area: Areas indicated by ▲



Lower part of the vent pipe (Enlarged)



- ① Edge of the vent pipe sleeve
- ② Edge of the sand cushion drain pipe

- ③ Lower part of the vent pipe bellows cover: No water leakage found

No water leakage (water flowing) was found on the concrete stage \* on the lower part though the condition was not directly checked.

# Investigation Results

---

The results of investigation of the lower part of the vent pipe performed today are as follows.

1. No water leakage from the lower part of the vent pipe bellows cover was found.
2. As no water leakage (water flowing) was found on the concrete stage on the lower part, it is considered that there is no leakage from the vent pipe sleeve and the sand cushion drain pipe as well. However, the images and sound (acquired by a small car equipped with a recorder) will be investigated in detail.

The investigation utilizing a quadrupedal walking robot performed today was executed without trouble.

## Exposure dose

Exposure dose at the investigation of the lower part of the vent pipe (March 5)

- Planned dose: 3mSv
- Actual dose (Max.): 1.07mSv