

## Nuclides Analysis Result of the Sub-drain of Fukushima Daiichi NPS

Reference

(Data summarized on September 9)

| Place of Sampling             | Fukushima Daiichi NPS Unit 1 Sub-drain  | Fukushima Daiichi NPS Unit 2 Sub-drain | Fukushima Daiichi NPS Unit 3 Sub-drain | Fukushima Daiichi NPS Unit 4 Sub-drain | Fukushima Daiichi NPS Unit 5 Sub-drain | Fukushima Daiichi NPS Unit 6 Sub-drain | Deep Well at Fukushima Daiichi NPS |
|-------------------------------|---|--|--|--|--|--|------------------------------------|
| Time of Sampling              | Sep 8, 2014<br>9:05 AM                  | Sep 8, 2014<br>9:00 AM                 | Sep 8, 2014<br>8:56 AM                 | Sep 8, 2014<br>8:51 AM                 | N/A                                    | N/A                                    | N/A                                |
| Detected Nuclides (Half-life) | Density of Sample (Bq/cm <sup>3</sup> ) |  |  |  |  |  |                                    |
| I-131 (Approx. 8 days)        | ND                                      | ND                                     | ND                                     | ND                                     | -                                      | -                                      | -                                  |
| Cs-134 (Approx. 2 years)      | 2.7E-02                                 | 2.0E-01                                | ND                                     | 2.0E-02                                | -                                      | -                                      | -                                  |
| Cs-137 (Approx. 30 years)     | 1.2E-01                                 | 6.6E-01                                | 2.5E-02                                | 6.6E-02                                | -                                      | -                                      | -                                  |

\* 0.0E-0 is the same as 0.0 x 10<sup>-0</sup>

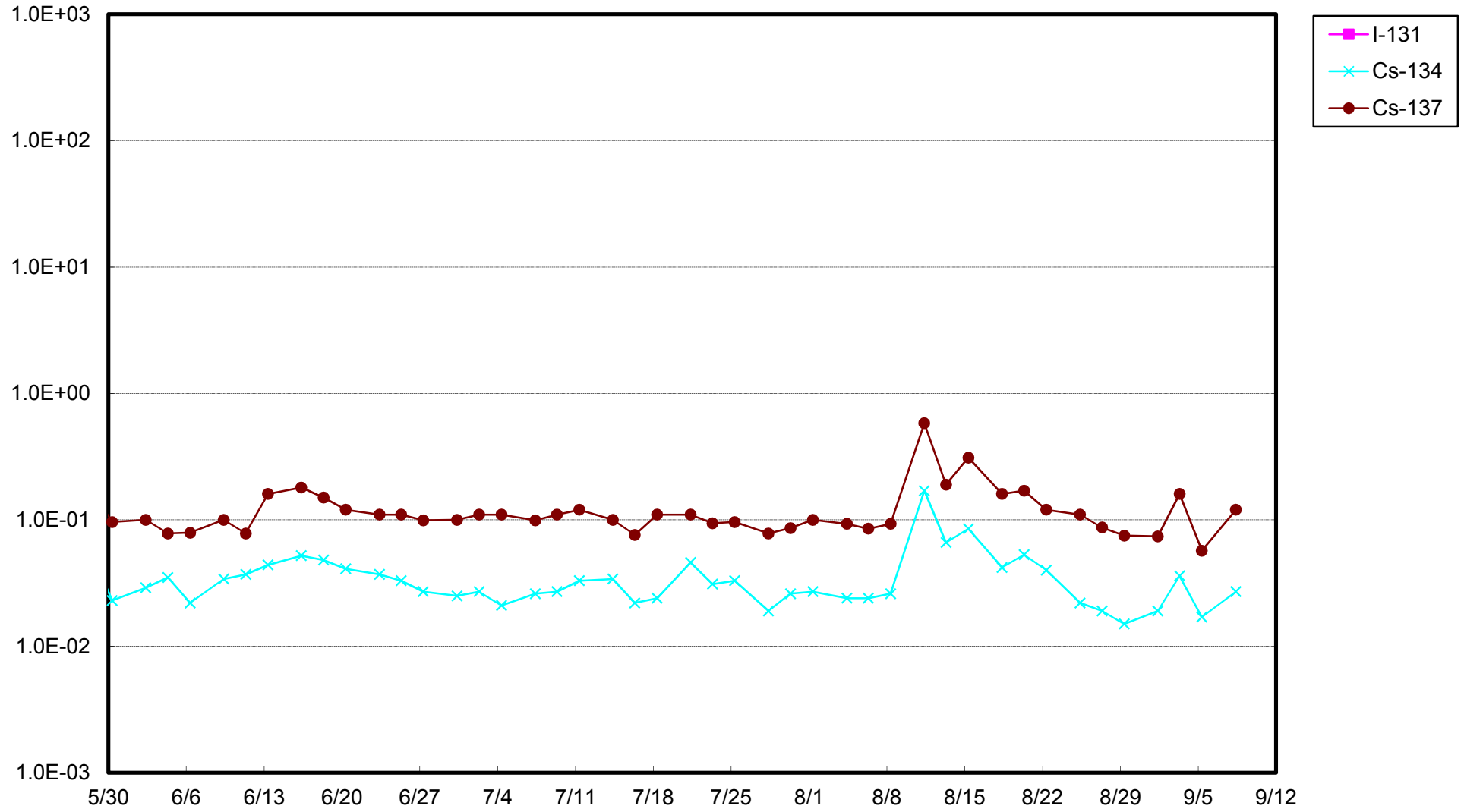
\* Data of other nuclides is under evaluation.

\* "ND" indicates that the measurement result is below the detection limit.

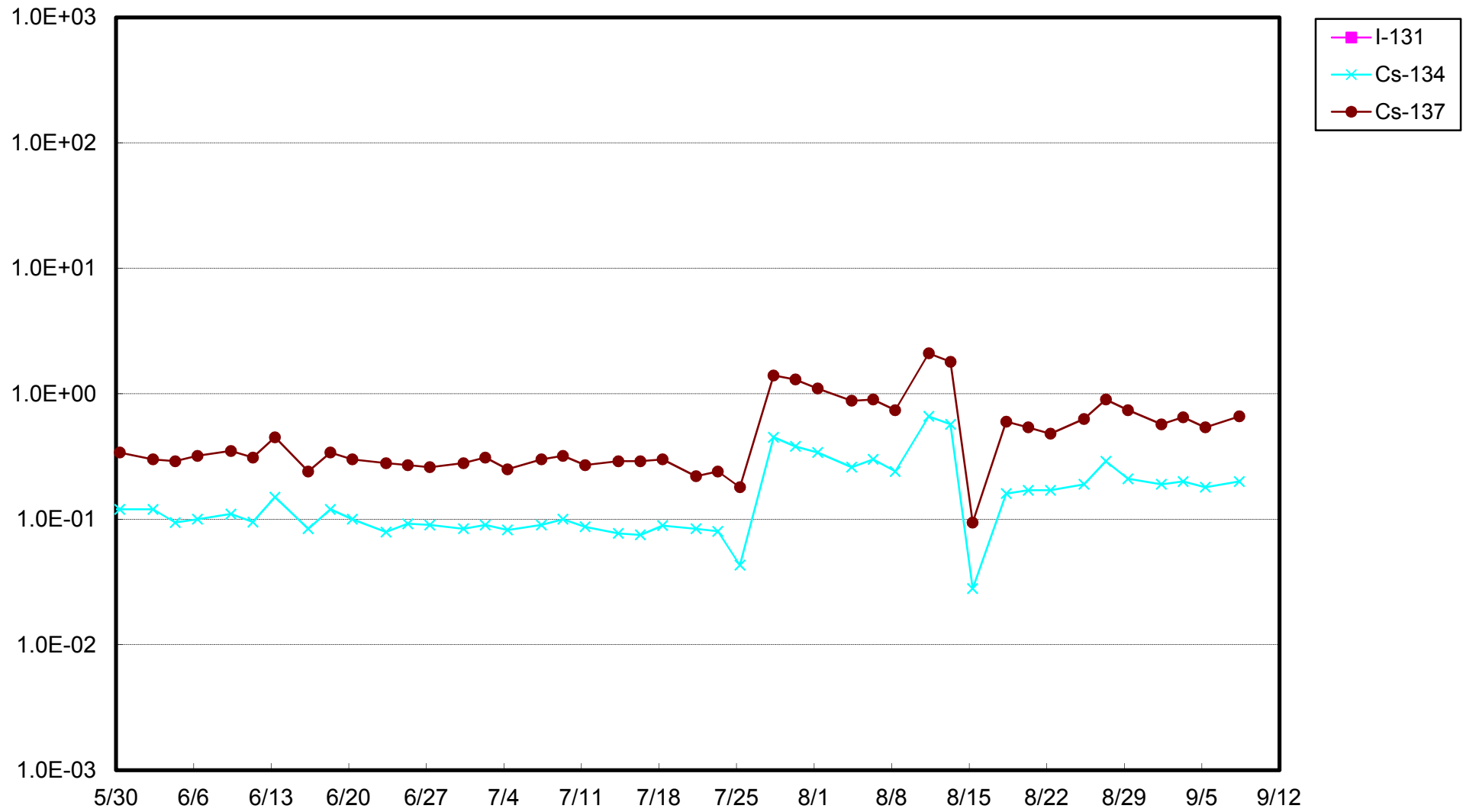
I-131: Approx. 2E-2Bq/cm<sup>3</sup>, Cs-134: Approx. 1E-2Bq/cm<sup>3</sup>

As the detection limit may vary depending on the detectors and sample properties, there are cases where nuclides below the detection limit are detected.

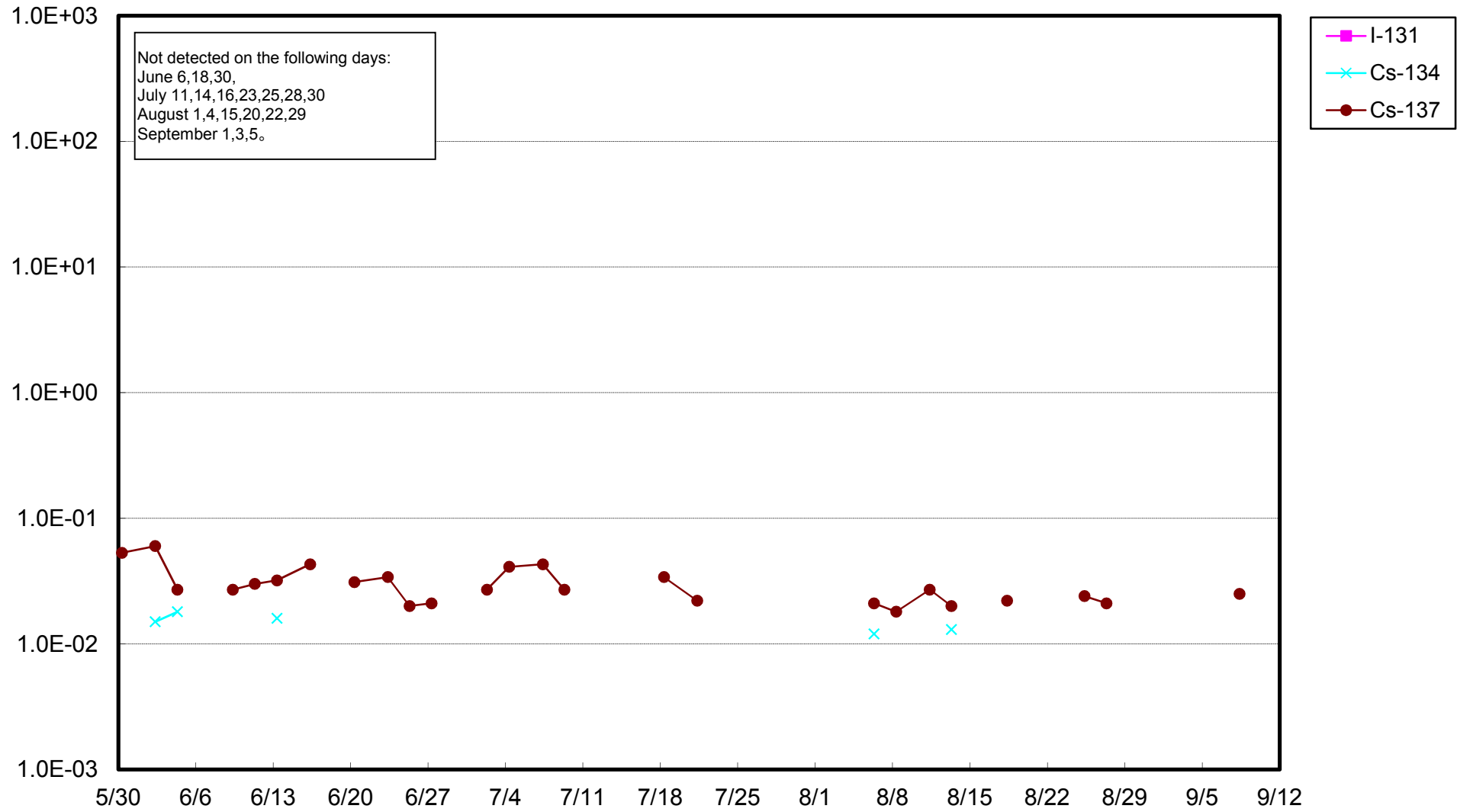
Fukushima Daiichi Nuclear Power Station: Radioactivity Density of Unit 1 Sub-drain (Bq/cm<sup>3</sup>)



Fukushima Daiichi Nuclear Power Station: Radioactivity Density of Unit 2 Sub-drain (Bq/cm<sup>3</sup>)



Fukushima Daiichi Nuclear Power Station: Radioactivity Density of Unit 3 Sub-drain (Bq/cm<sup>3</sup>)



Fukushima Daiichi Nuclear Power Station: Radioactivity Density of Unit 4 Sub-drain (Bq/cm<sup>3</sup>)

