

Reference

Nuclides Analysis Result of the Sub-drain of Fukushima Daiichi NPS

(Data summarized on July 17)

Place of Sampling	Fukushima Daiichi NPS Unit 1 Sub-drain	Fukushima Daiichi NPS Unit 2 Sub-drain	Fukushima Daiichi NPS Unit 3 Sub-drain	Fukushima Daiichi NPS Unit 4 Sub-drain	Fukushima Daiichi NPS Unit 5 Sub-drain	Fukushima Daiichi NPS Unit 6 Sub-drain	Deep Well at Fukushima Daiichi NPS
Time of Sampling	Jul 16, 2014 8:00 AM	Jul 16, 2014 7:55 AM	Jul 16, 2014 7:50 AM	Jul 16, 2014 7:42 AM	N/A	N/A	N/A
Detected Nuclides (Half-life)	Density of Sample (Bq/cm ³)						
I-131 (Approx. 8 days)	ND	ND	ND	ND	-	-	-
Cs-134 (Approx. 2 years)	2.2E-02	7.5E-02	ND	ND	-	-	-
Cs-137 (Approx. 30 years)	7.6E-02	2.9E-01	ND	ND	-	-	-

* O.OE—O is the same as O.O x 10^{-O}

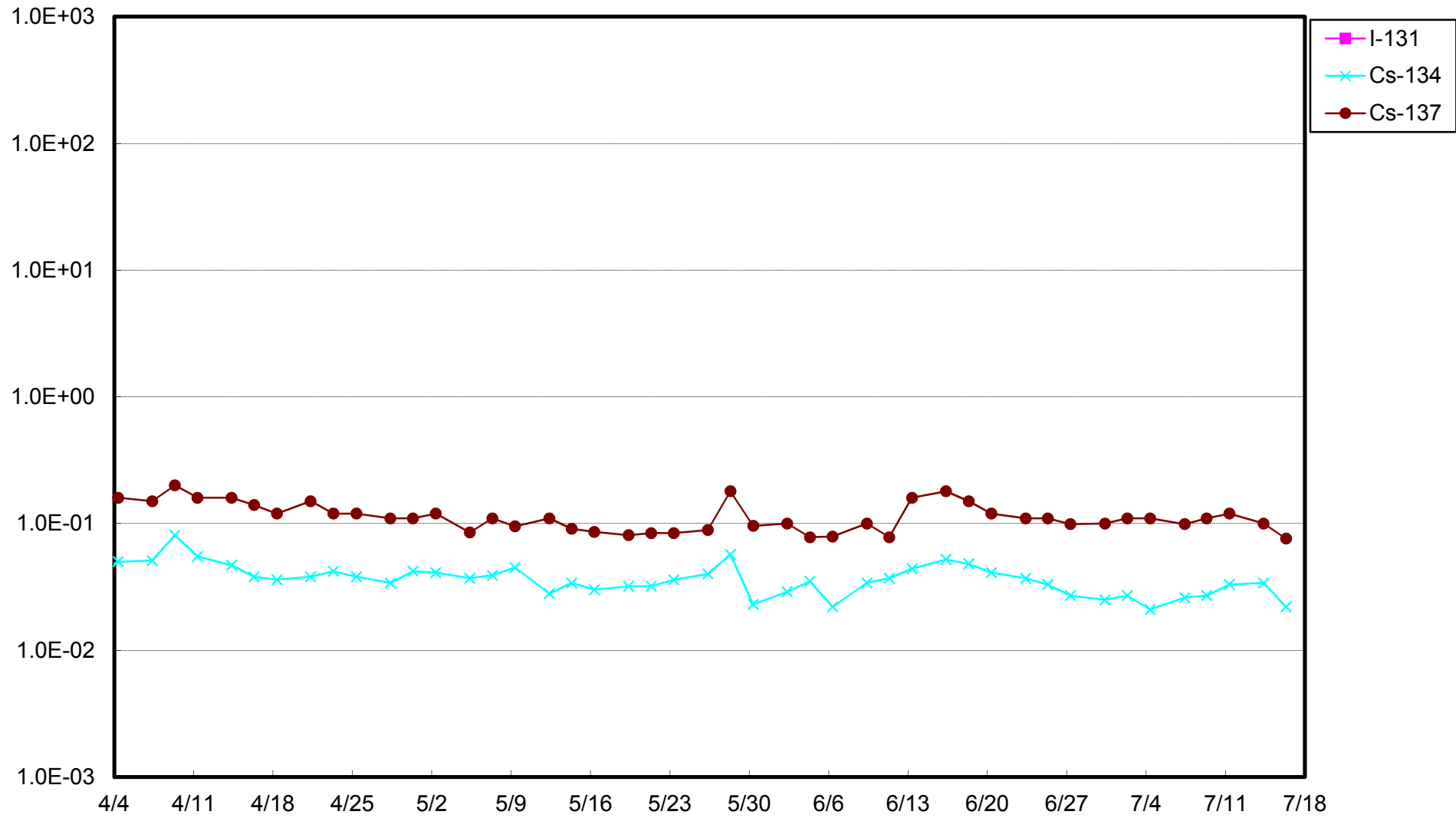
* Data of other nuclides is under evaluation.

* "ND" indicates that the measurement result is below the detection limit.

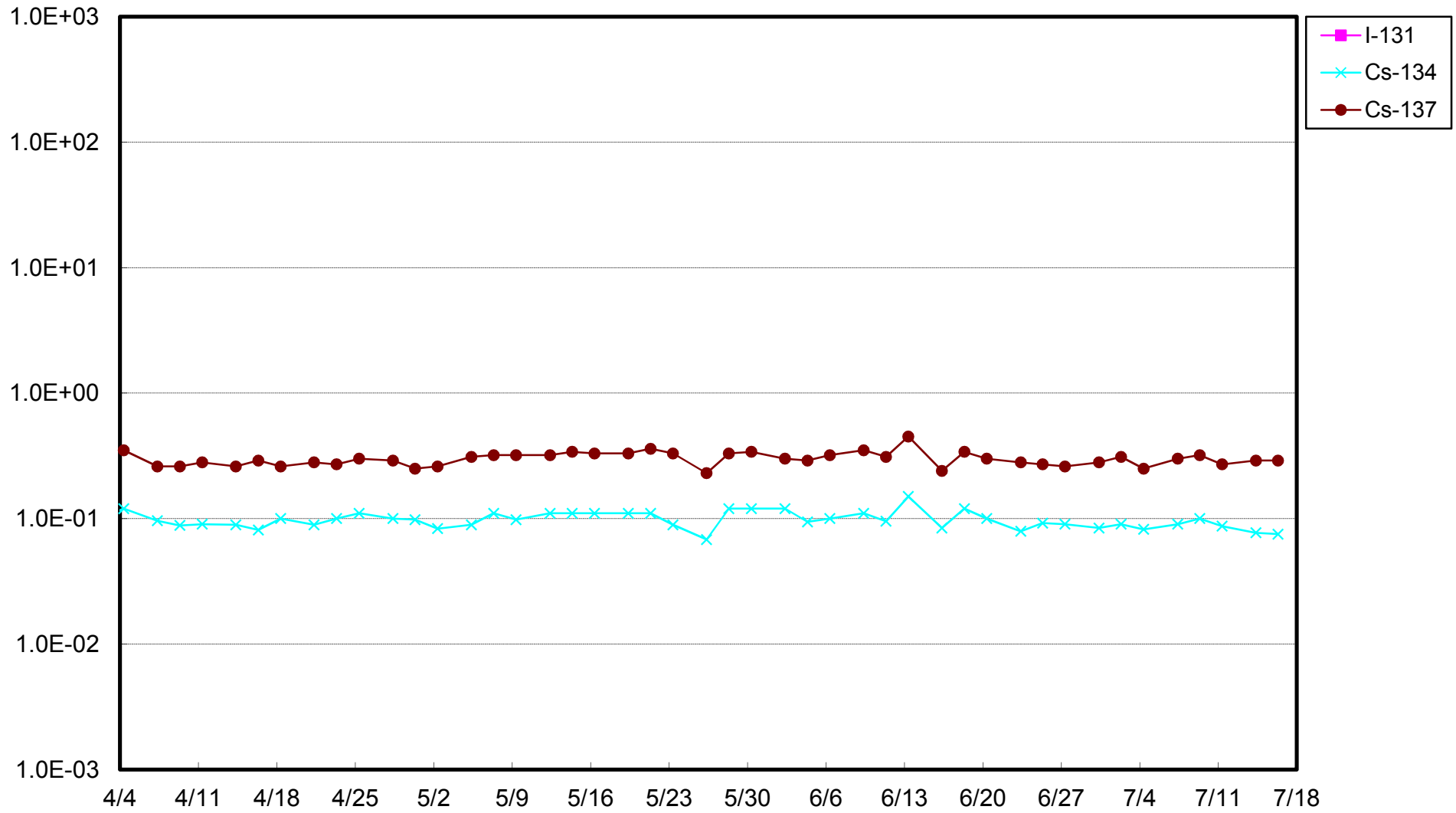
I-131: Approx. 1E-2Bq/cm³, Cs-134: Approx. 1E-2Bq/cm³, Cs-137: Approx. 2E-2Bq/cm³

As the detection limit may vary depending on the detectors and sample properties, there are cases where nuclides below the detection limit are detected.

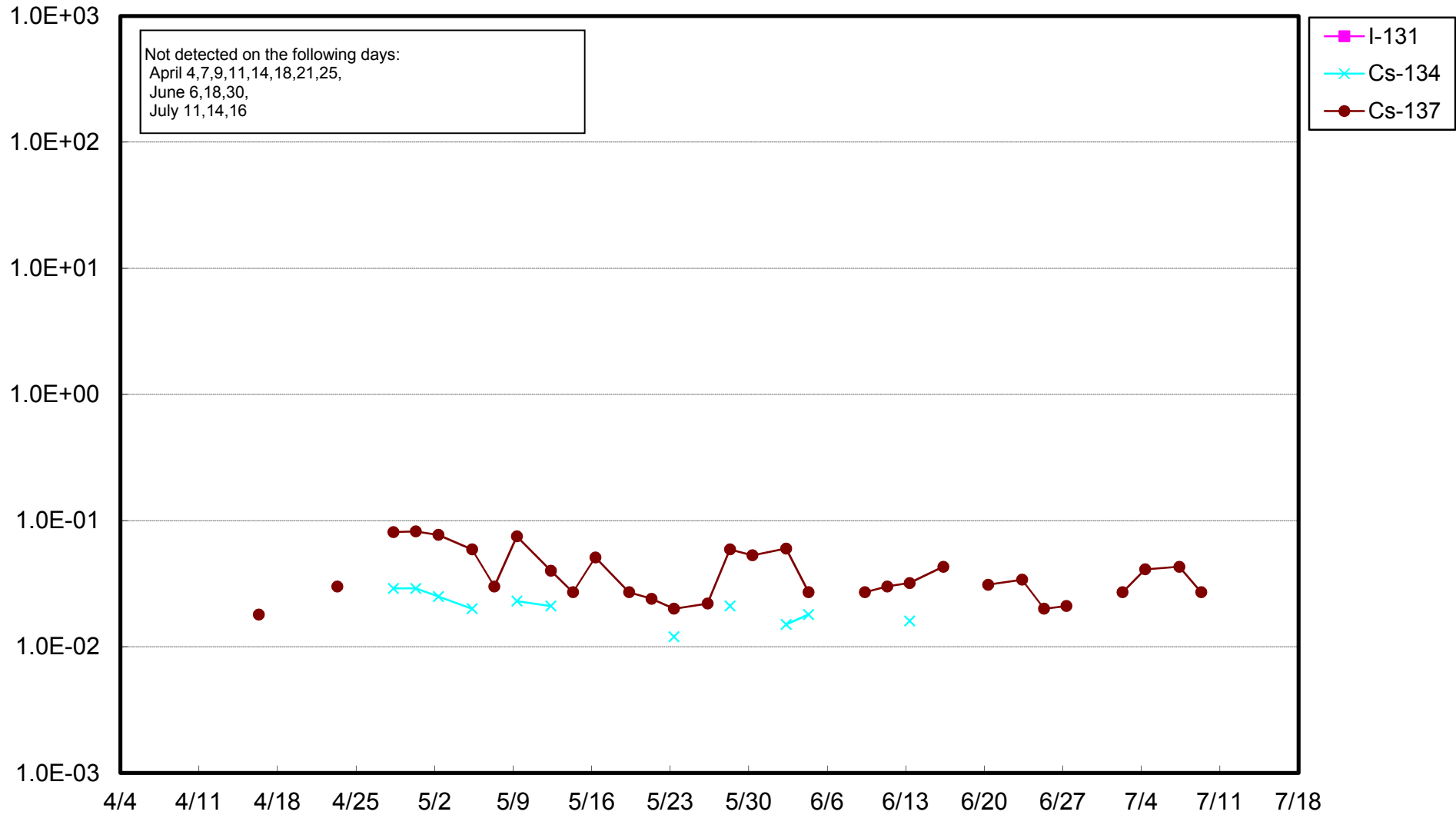
Fukushima Daiichi Nuclear Power Station: Radioactivity Density of Unit 1 Sub-drain (Bq/cm³)



Fukushima Daiichi Nuclear Power Station: Radioactivity Density of Unit 2 Sub-drain (Bq/cm³)



Fukushima Daiichi Nuclear Power Station: Radioactivity Density of Unit 3 Sub-drain (Bq/cm³)



Fukushima Daiichi Nuclear Power Station: Radioactivity Density of Unit 4 Sub-drain (Bq/cm³)

