

Reference

## Nuclides Analysis Result of the Sub-drain of Fukushima Daiichi NPS

(Data summarized on March 20)

Place of Sampling	Fukushima Daiichi NPS Unit 1 Sub-drain	Fukushima Daiichi NPS Unit 2 Sub-drain	Fukushima Daiichi NPS Unit 3 Sub-drain	Fukushima Daiichi NPS Unit 4 Sub-drain	Fukushima Daiichi NPS Unit 5 Sub-drain	Fukushima Daiichi NPS Unit 6 Sub-drain	Deep Well at Fukushima Daiichi NPS
Time of Sampling	Mar 19, 2014 8:15 AM	Mar 19, 2014 8:10 AM	Mar 19, 2014 8:06 AM	Mar 19, 2014 7:56 AM	N/A	N/A	Mar 19, 2014 *1 (Not sampled)
Detected Nuclides (Half-life)	Density of Sample (Bq/cm <sup>3</sup> )						
I-131 (Approx. 8 days)	ND	ND	ND	ND	-	-	-
Cs-134 (Approx. 2 years)	3.6E-02	1.1E-01	ND	ND	-	-	-
Cs-137 (Approx. 30 years)	1.0E-01	3.4E-01	ND	ND	-	-	-

\* 0.0E-0 is the same as 0.0 x 10<sup>0</sup>

\* Data of other nuclides is under evaluation.

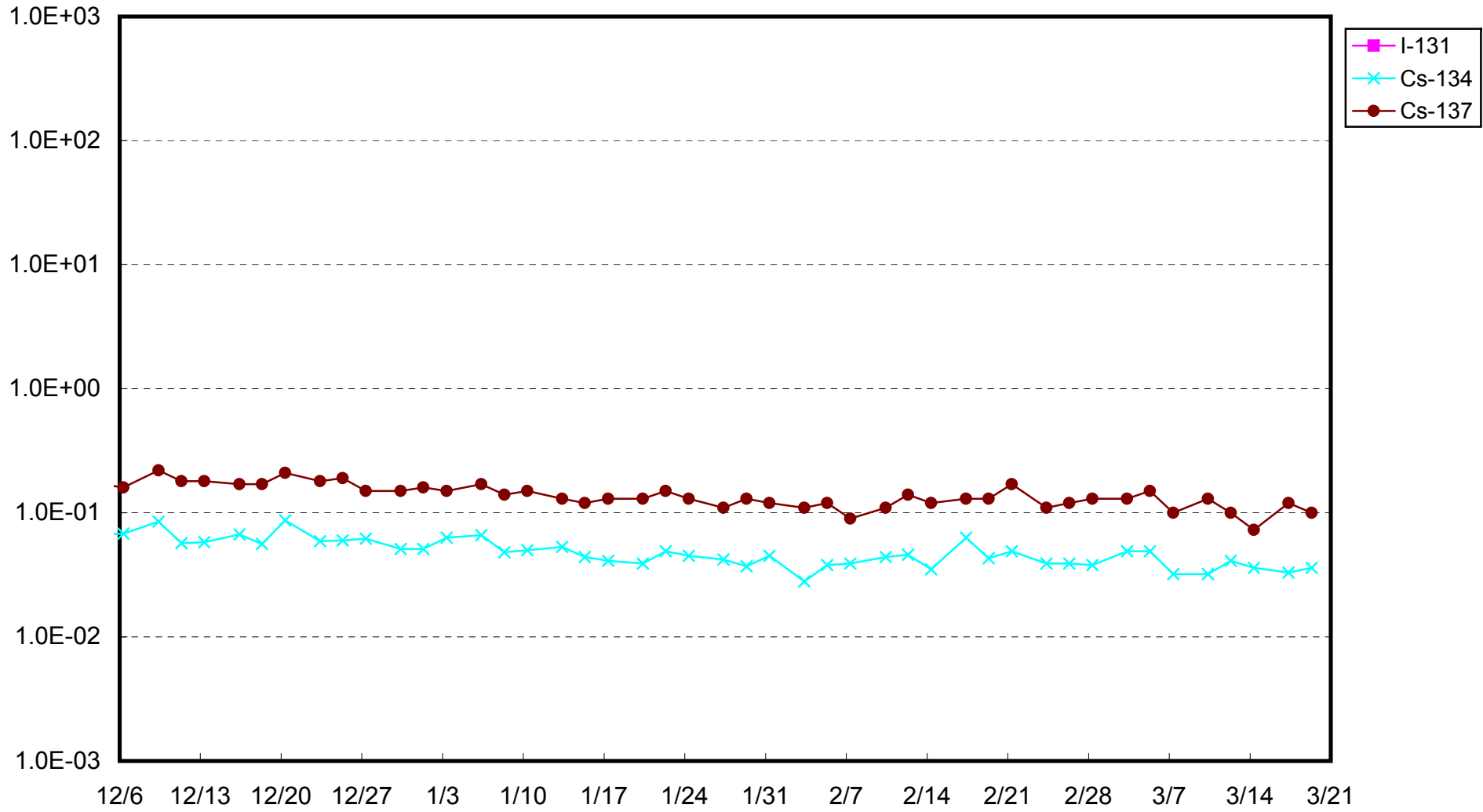
\* "ND" indicates that the measurement result is below the detection limit.

I-131: Approx. 1E-2Bq/cm<sup>3</sup>, Cs-134: Approx. 1E-2Bq/cm<sup>3</sup>, Cs-137: Approx. 2E-2Bq/cm<sup>3</sup>

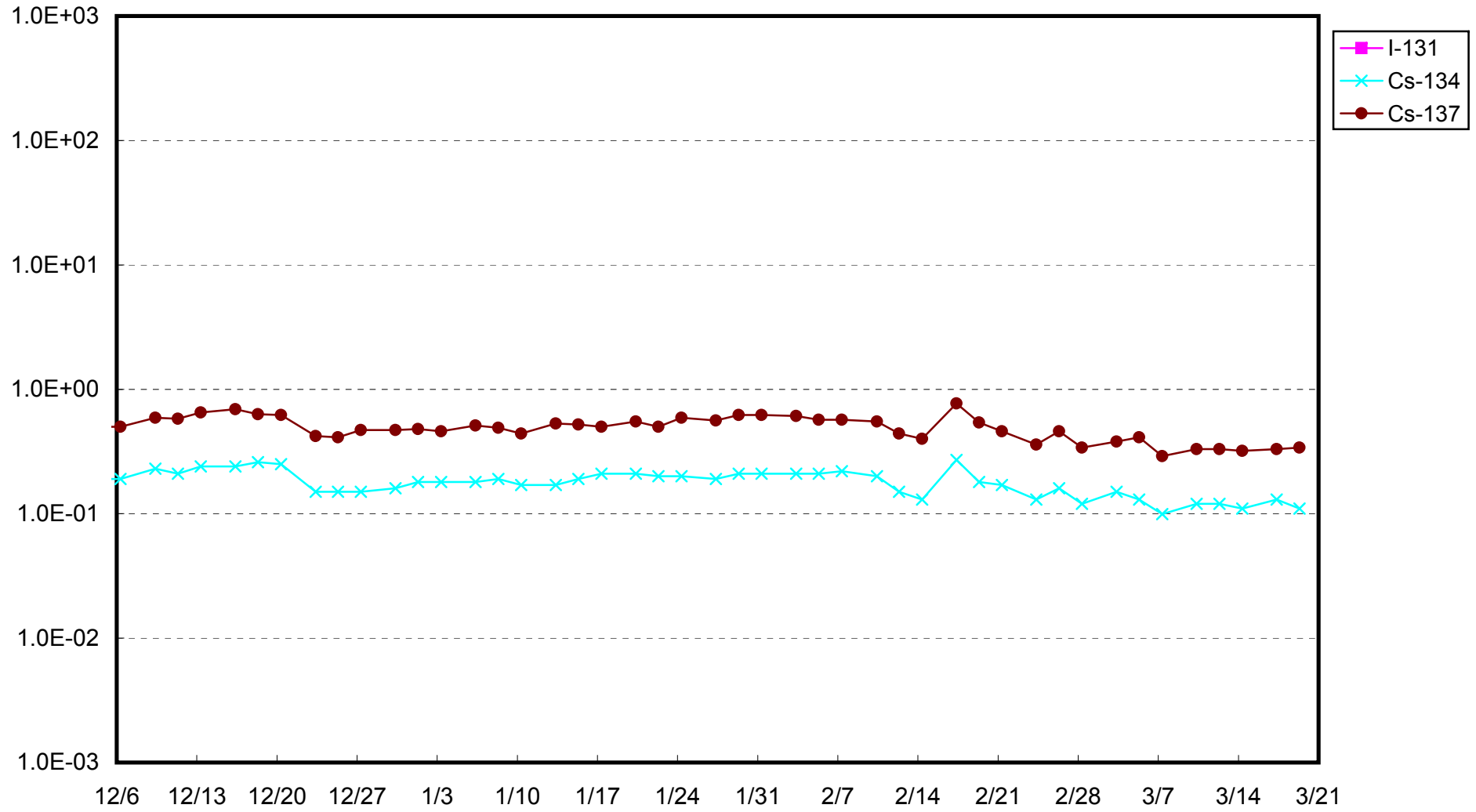
As the detection limit may vary depending on the detectors and sample properties, there are cases where nuclides below the detection limit are detected.

\*1 The sampling could not be performed due to the replacement of sampling apparatus.

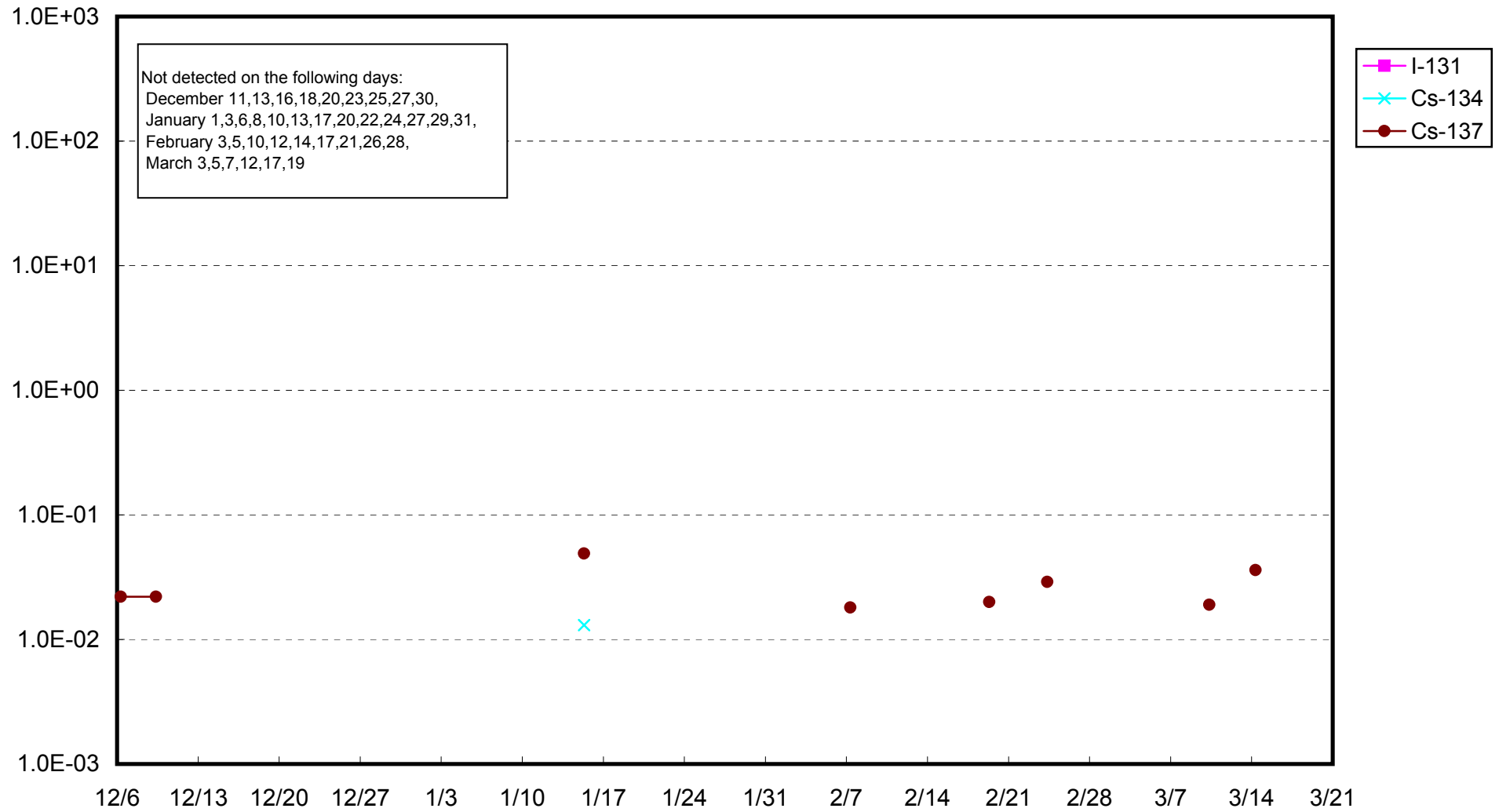
Fukushima Daiichi Nuclear Power Station: Radioactivity Density of Unit 1 Sub-drain (Bq/cm<sup>3</sup>)



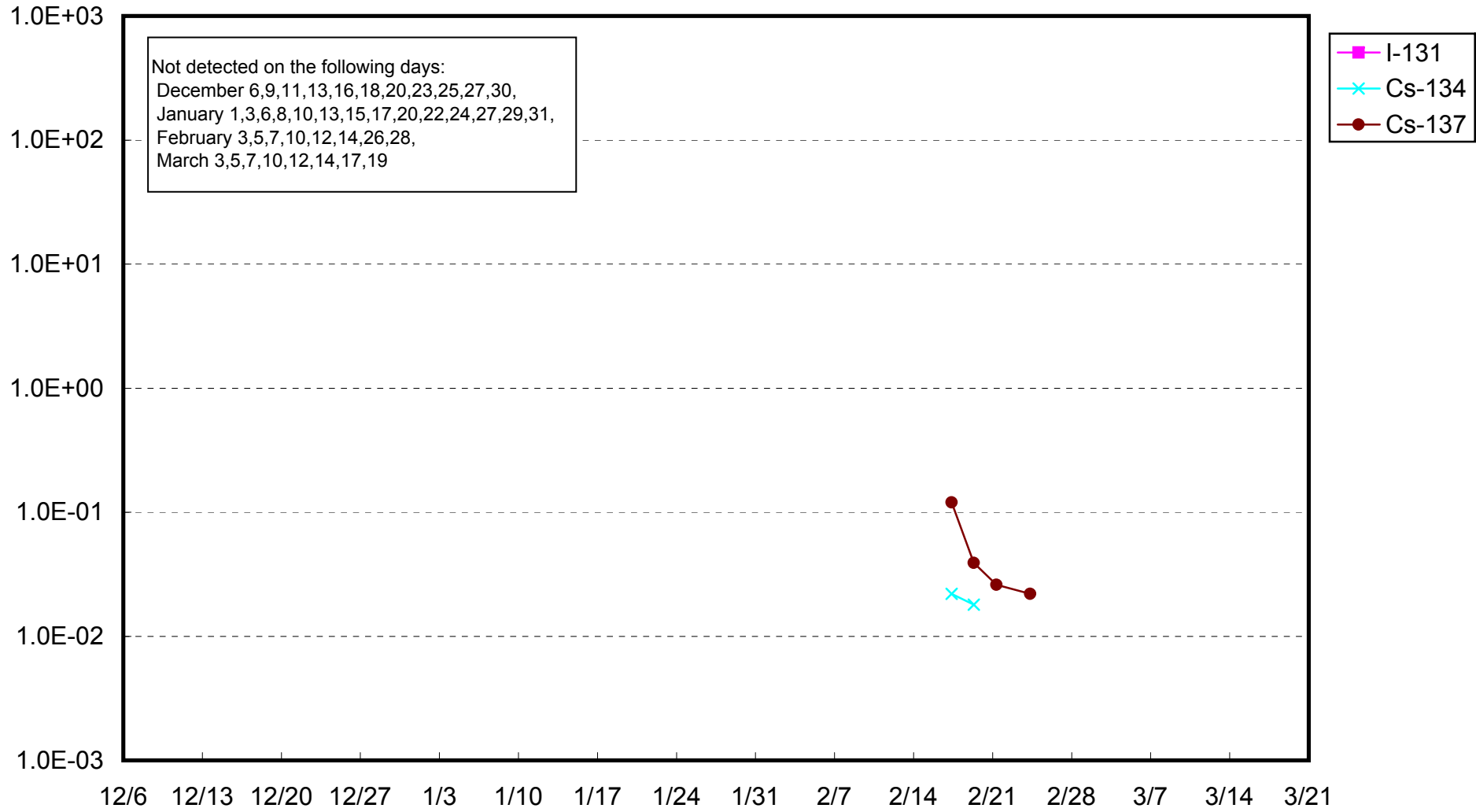
Fukushima Daiichi Nuclear Power Station: Radioactivity Density of Unit 2 Sub-drain (Bq/cm<sup>3</sup>)



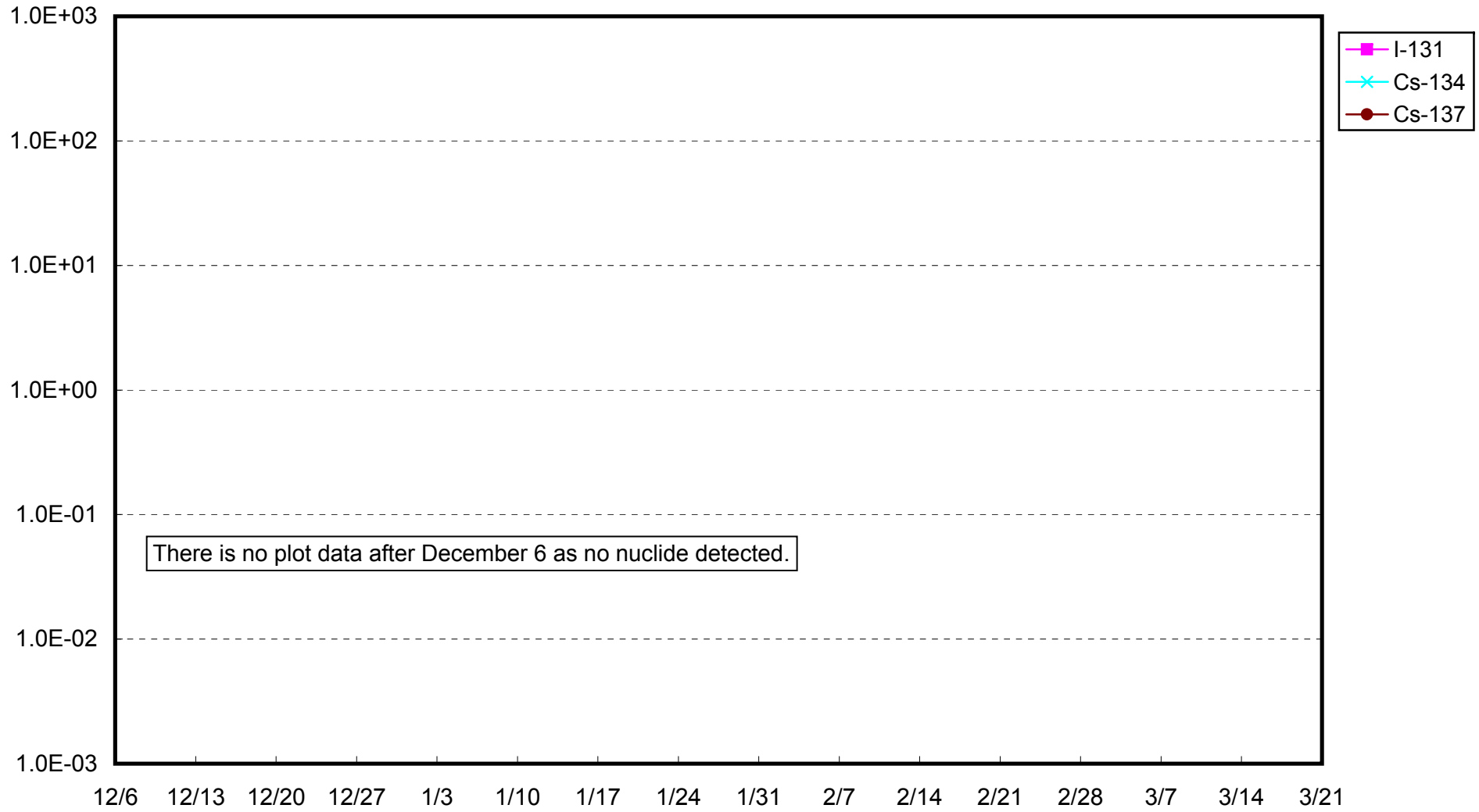
Fukushima Daiichi Nuclear Power Station: Radioactivity Density of Unit 3 Sub-drain (Bq/cm<sup>3</sup>)



Fukushima Daiichi Nuclear Power Station: Radioactivity Density of Unit 4 Sub-drain (Bq/cm<sup>3</sup>)



Fukushima Daiichi Nuclear Power Station: Radioactivity Density of Unit 5 Sub-drain (Bq/cm<sup>3</sup>)



Fukushima Daiichi Nuclear Power Station: Radioactivity Density of Unit 6 Sub-drain (Bq/cm<sup>3</sup>)

