

Reference

Nuclides Analysis Result of the Sub-drain of Fukushima Daiichi NPS

(Data summarized on March 6)

| Place of Sampling | Fukushima Daiichi NPS Unit 1 Sub-drain | Fukushima Daiichi NPS Unit 2 Sub-drain | Fukushima Daiichi NPS Unit 3 Sub-drain | Fukushima Daiichi NPS Unit 4 Sub-drain | Fukushima Daiichi NPS Unit 5 Sub-drain | Fukushima Daiichi NPS Unit 6 Sub-drain | Deep Well at Fukushima Daiichi NPS |
|-------------------------------|---|--|--|--|--|--|------------------------------------|
| Time of Sampling | Mar 5, 2014 7:58 AM | Mar 5, 2014 7:55 AM | Mar 5, 2014 7:53 AM | Mar 5, 2014 7:51 AM | N/A | N/A | Mar 5, 2014 *1 (Not sampled) |
| Detected Nuclides (Half-life) | Density of Sample (Bq/cm ³) | | | | | | |
| I-131 (Approx. 8 days) | ND | ND | ND | ND | - | - | - |
| Cs-134 (Approx. 2 years) | 4.9E-02 | 1.3E-01 | ND | ND | - | - | - |
| Cs-137 (Approx. 30 years) | 1.5E-01 | 4.1E-01 | ND | ND | - | - | - |

* 0.0E-0 is the same as 0.0 x 10⁰

* Data of other nuclides is under evaluation.

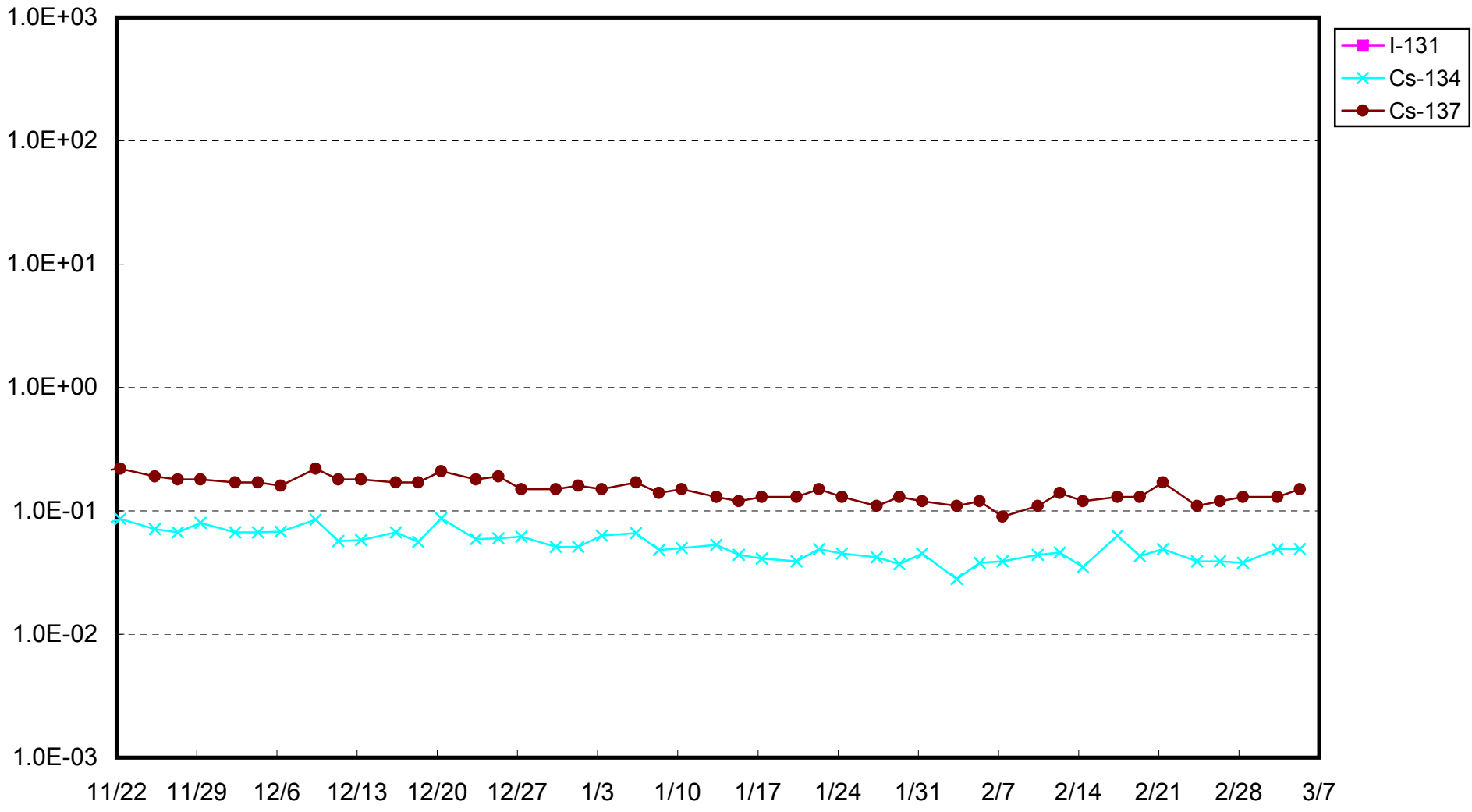
* "ND" indicates that the measurement result is below the detection limit.

I-131: Approx. 1E-2Bq/cm³, Cs-134: Approx. 1E-2Bq/cm³, Cs-137: Approx. 2E-2Bq/cm³

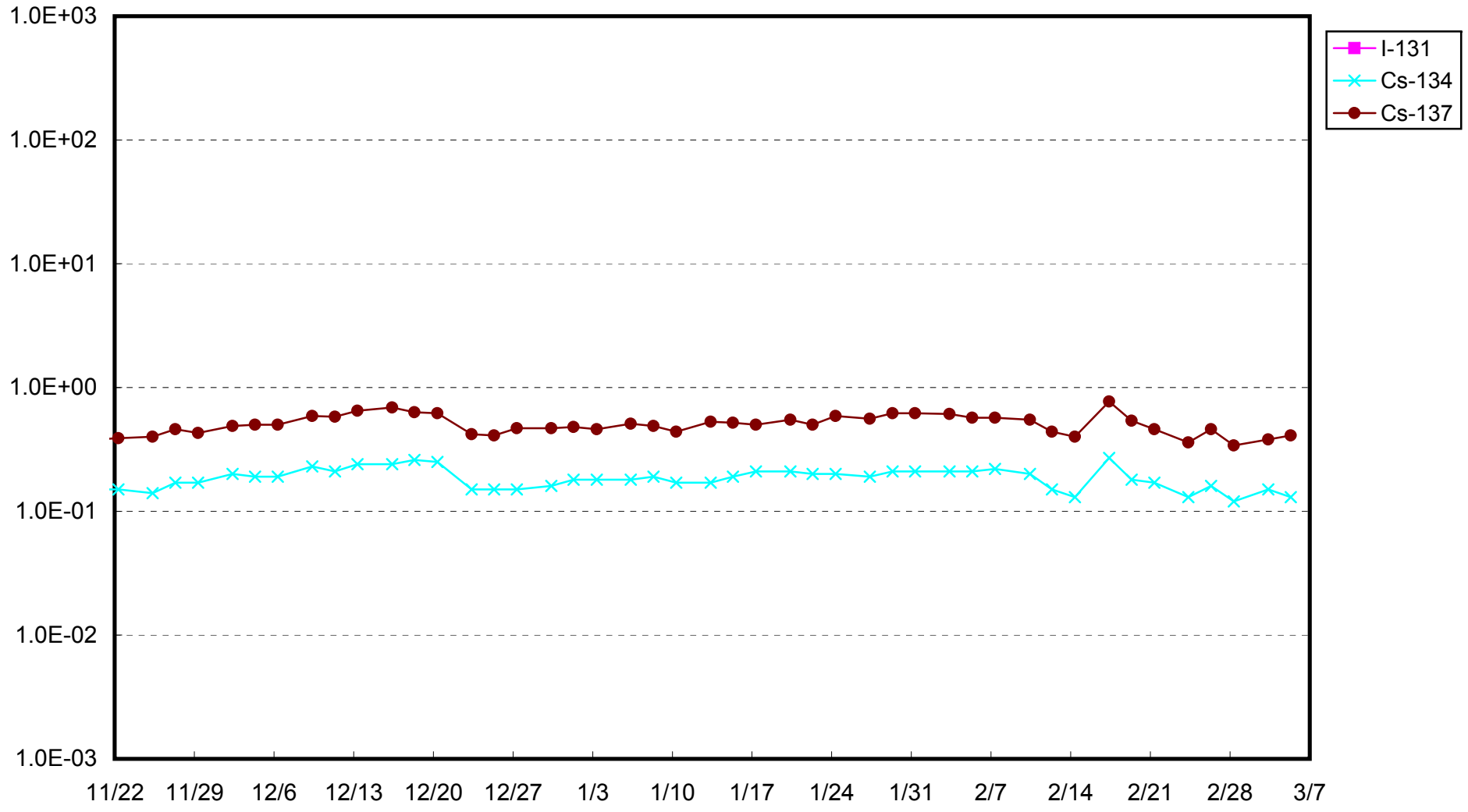
As the detection limit may vary depending on the detectors and sample properties, there are cases where nuclides below the detection limit are detected.

*1 The sampling could not be performed due to the replacement of sampling apparatus.

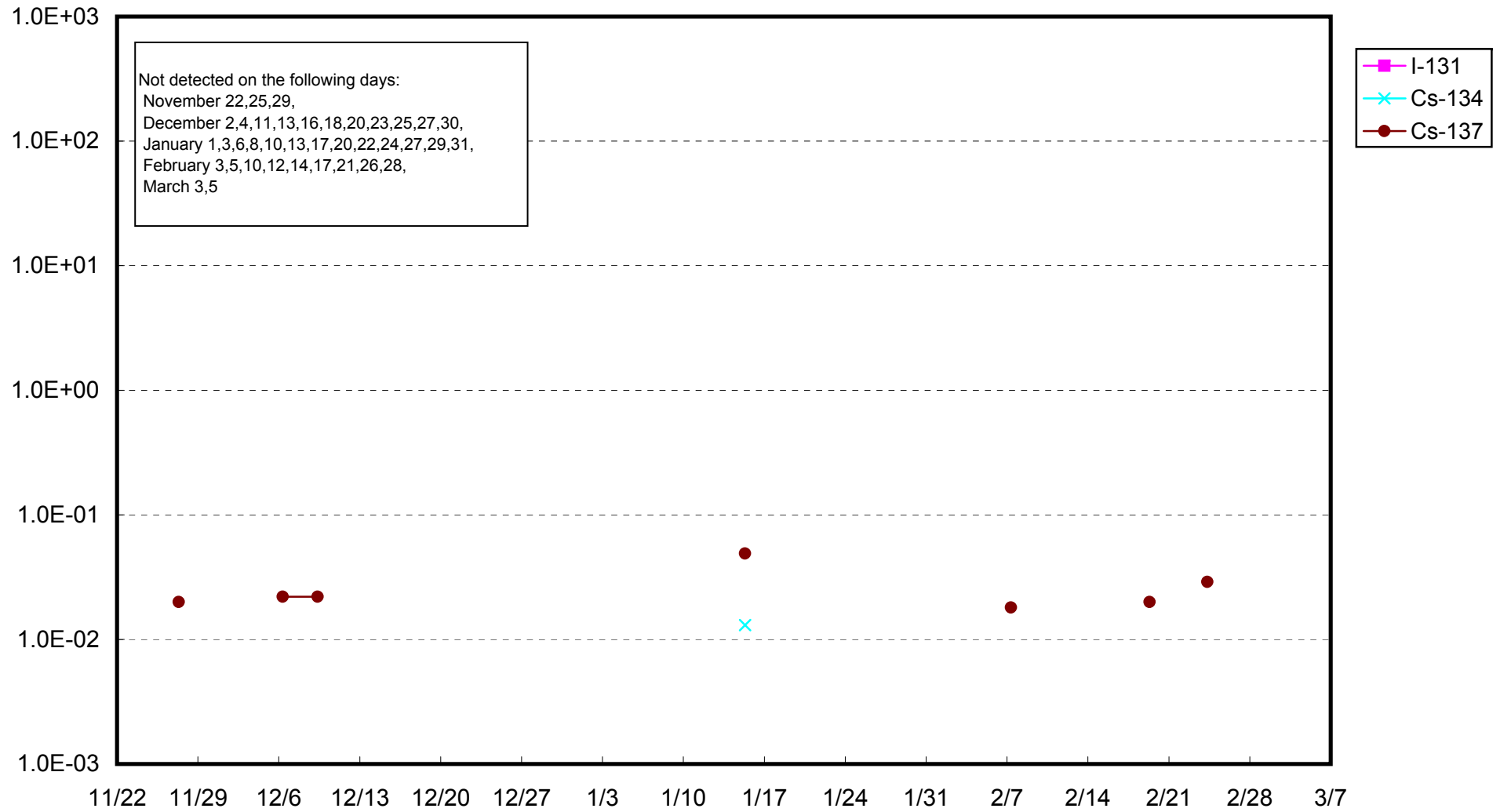
Fukushima Daiichi Nuclear Power Station: Radioactivity Density of Unit 1 Sub-drain (Bq/cm³)



Fukushima Daiichi Nuclear Power Station: Radioactivity Density of Unit 2 Sub-drain (Bq/cm³)



Fukushima Daiichi Nuclear Power Station: Radioactivity Density of Unit 3 Sub-drain (Bq/cm³)



Fukushima Daiichi Nuclear Power Station: Radioactivity Density of Unit 4 Sub-drain (Bq/cm³)

