

Reference

Nuclides Analysis Result of the Sub-drain of Fukushima Daiichi NPS

(Data summarized on February 27)

Place of Sampling	Fukushima Daiichi NPS Unit 1 Sub-drain	Fukushima Daiichi NPS Unit 2 Sub-drain	Fukushima Daiichi NPS Unit 3 Sub-drain	Fukushima Daiichi NPS Unit 4 Sub-drain	Fukushima Daiichi NPS Unit 5 Sub-drain	Fukushima Daiichi NPS Unit 6 Sub-drain	Deep Well at Fukushima Daiichi NPS
Time of Sampling	Feb 26, 2014 8:10 AM	Feb 26, 2014 8:05 AM	Feb 26, 2014 8:00 AM	Feb 26, 2014 7:54 AM	N/A	N/A	Feb 26, 2014 *1 (Not sampled)
Detected Nuclides (Half-life)	Density of Sample (Bq/cm ³)						
I-131 (Approx. 8 days)	ND	ND	ND	ND	-	-	-
Cs-134 (Approx. 2 years)	3.9E-02	1.6E-01	ND	ND	-	-	-
Cs-137 (Approx. 30 years)	1.2E-01	4.6E-01	ND	ND	-	-	-

* 0.0E-0 is the same as 0.0 x 10⁰

* Data of other nuclides is under evaluation.

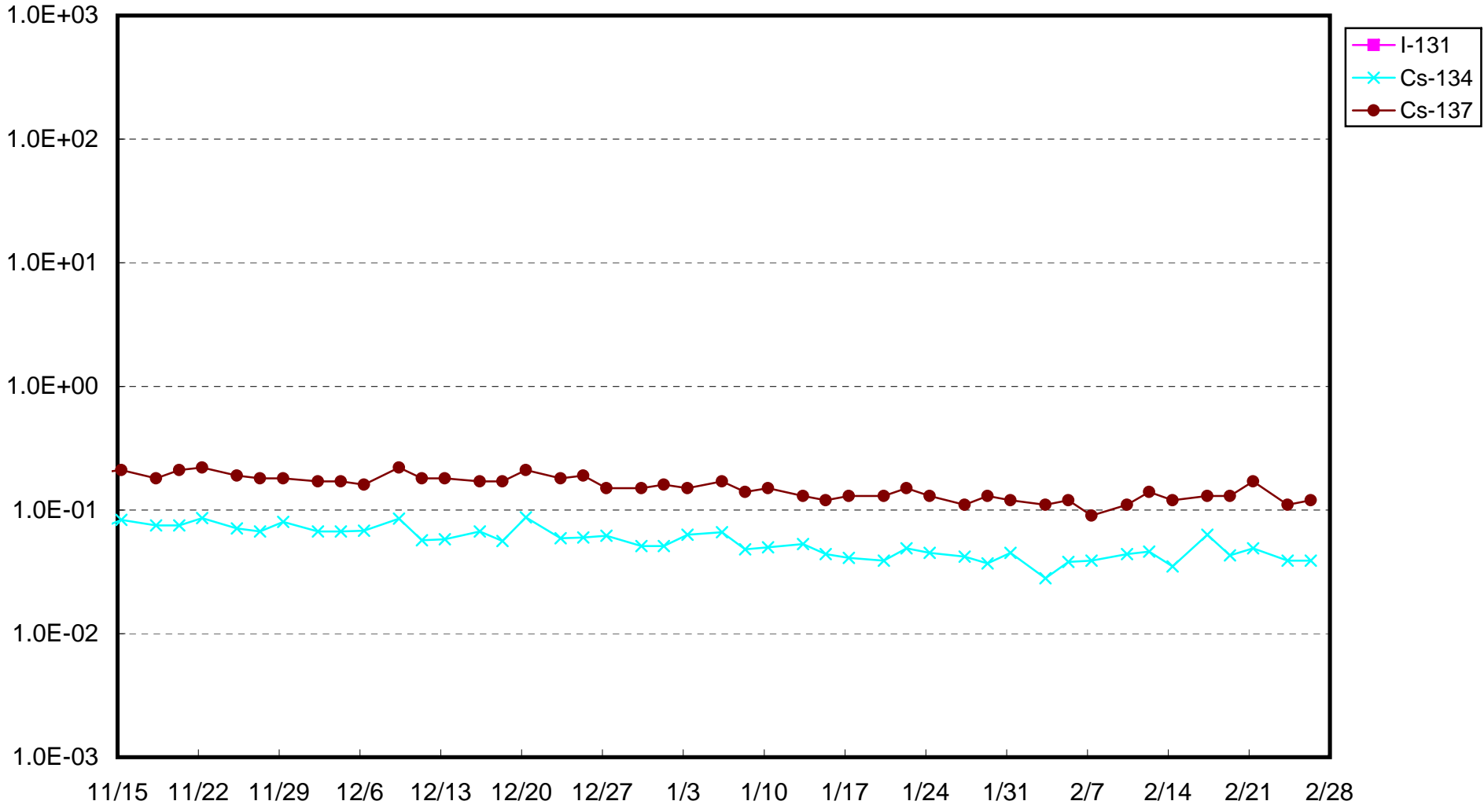
* "ND" indicates that the measurement result is below the detection limit.

I-131: Approx. 1E-2Bq/cm³, Cs-134: Approx. 1E-2Bq/cm³, Cs-137: Approx. 2E-2Bq/cm³

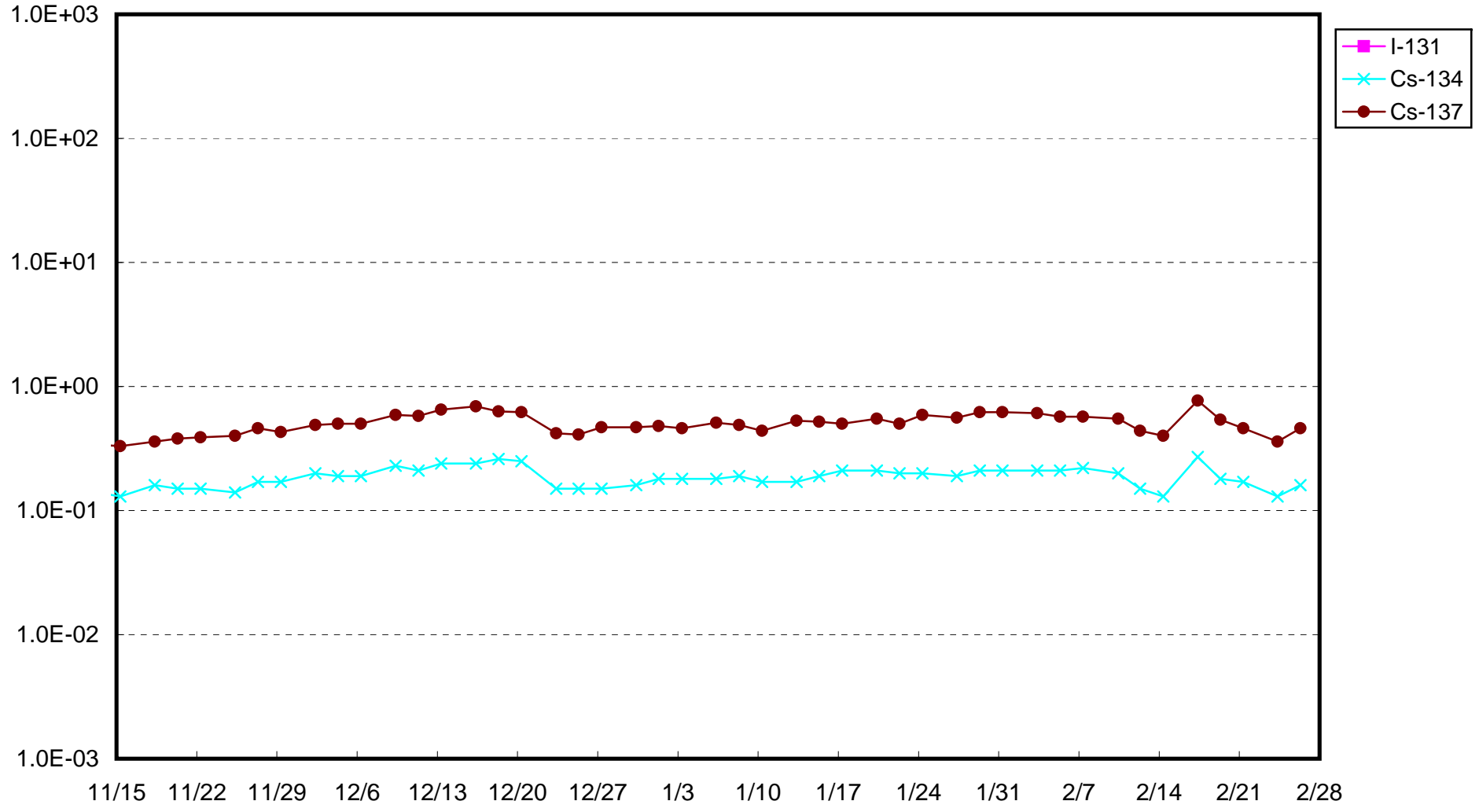
As the detection limit may vary depending on the detectors and sample properties, there are cases where nuclides below the detection limit are detected.

*1 The sampling could not be performed due to the replacement of sampling apparatus.

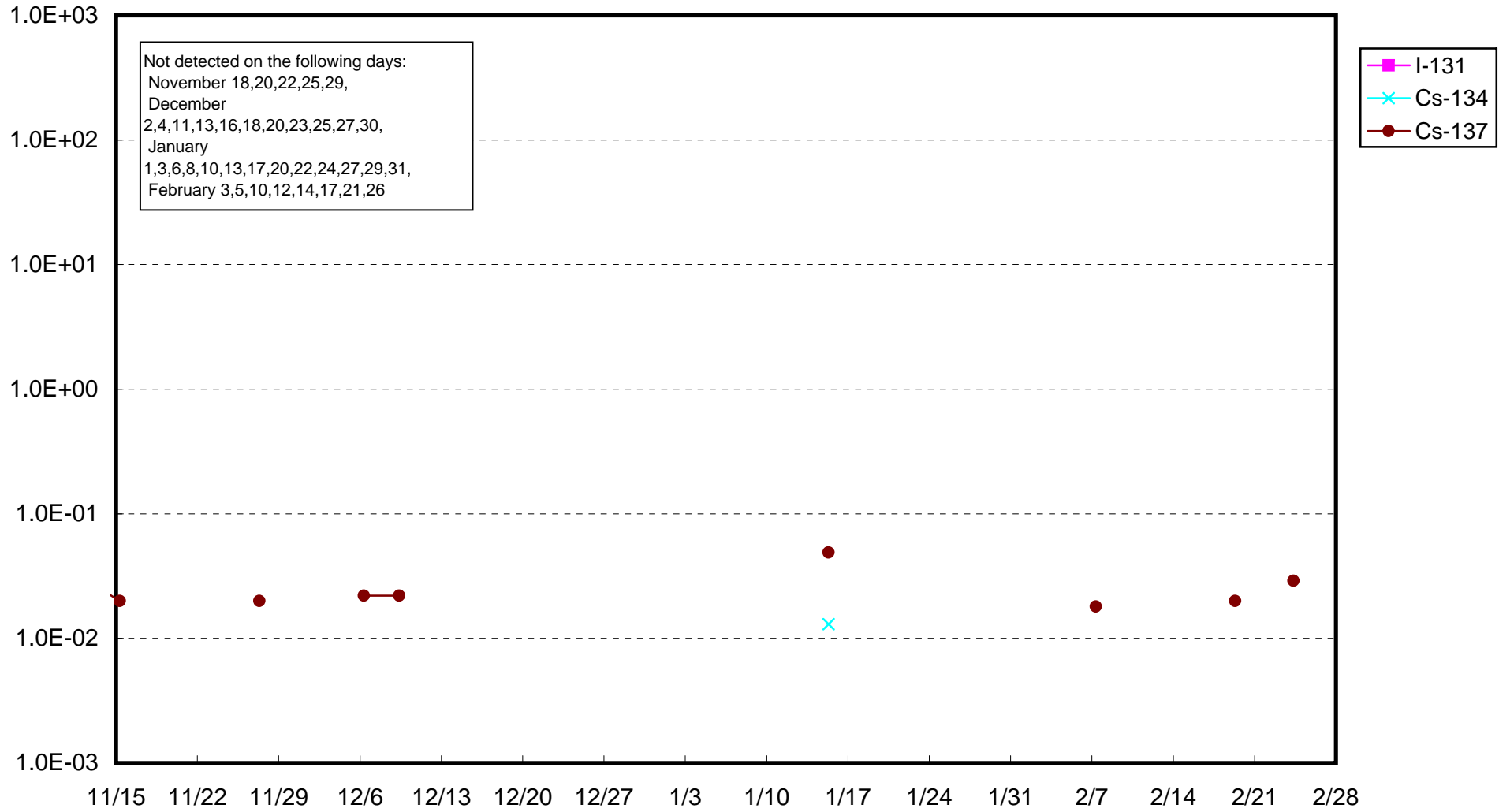
Fukushima Daiichi Nuclear Power Station: Radioactivity Density of Unit 1 Sub-drain (Bq/cm³)



Fukushima Daiichi Nuclear Power Station: Radioactivity Density of Unit 2 Sub-drain (Bq/cm³)



Fukushima Daiichi Nuclear Power Station: Radioactivity Density of Unit 3 Sub-drain (Bq/cm³)



Fukushima Daiichi Nuclear Power Station: Radioactivity Density of Unit 4 Sub-drain (Bq/cm3)

