

Reference

Radioactivity Density of the Seawater in the Port of Fukushima Daiichi NPS <1/2>

(Data summarized on December 10)

Place of Sampling	Shallow Draft Quay at 1F *				Inside Unit 1-4 Water Intake Canal (North) at Fukushima Daiichi NPS (North side of the East Seawall Break)		1F Unit 4 Screen sea water		Inside Unit 1-4 Water Intake Canal (South) at Fukushima Daiichi NPS (in front of Impermeable Wall)		In Front of Unit 6 Water Intake Canal at 1F		② Density Limit Specified by the Reactor Regulation (Bq/L) (The density limit in the water outside the surrounding monitored areas is provided in section 6 of Appendix 2.)
	Time of Sampling	Dec 9, 2014 6:55 AM	N/A		Dec 9, 2014 7:35 AM	Dec 9, 2014 7:40 AM	Dec 9, 2014 7:42 AM	N/A					
Detected Nuclides (Half-life)	①Density of Sample (Bq/L)	Scaling Factor (①/②)	①Density of Sample (Bq/L)	Scaling Factor (①/②)	①Density of Sample (Bq/L)	Scaling Factor (①/②)	①Density of Sample (Bq/L)	Scaling Factor (①/②)	①Density of Sample (Bq/L)	Scaling Factor (①/②)	①Density of Sample (Bq/L)	Scaling Factor (①/②)	
I-131 (Approx. 8 days)	ND	-	-	-	ND	-	ND	-	ND	-	-	-	40
Cs-134 (Approx. 2 years)	ND	-	-	-	3.6	0.06	8.5	0.14	7.2	0.12	-	-	60
Cs-137 (Approx. 30 years)	2.5	0.03	-	-	14	0.16	32	0.36	24	0.27	-	-	90

* The density specified by the Reactor Regulation is converted from Bq/cm³ to Bq/L.

* Data of other nuclides is under evaluation.

* In the case of 2 nuclides or more, the sum of scaling factors to density limits is compared to 1.

* "ND" indicates that the measurement result is below the detection limit.

I-131: Approx. 2Bq/L, Cs-134: Approx.2Bq/L As the detection limit may vary depending on the detectors and sample properties, there are cases where nuclides below the detection limit are detected. * The sampling will be performed after opening and closing of the silt fence.

Reference

Radioactivity Density of the Seawater in the Port of Fukushima Daiichi NPS <2/2>

(Data summarized on December 10)

Place of Sampling	Port Entrance of Fukushima Daiichi NPS *												② Density Limit Specified by the Reactor Regulation (Bq/L) (The density limit in the water outside the surrounding monitored areas is provided in section 6 of Appendix 2.)
	N/A		N/A										
Detected Nuclides (Half-life)	①Density of Sample (Bq/L)	Scaling Factor (①/②)	①Density of Sample (Bq/L)	Scaling Factor (①/②)	①Density of Sample (Bq/L)	Scaling Factor (①/②)	①Density of Sample (Bq/L)	Scaling Factor (①/②)	①Density of Sample (Bq/L)	Scaling Factor (①/②)	①Density of Sample (Bq/L)	Scaling Factor (①/②)	
I-131 (Approx. 8 days)	-	-	-	-									40
Cs-134 (Approx. 2 years)	-	-	-	-									60
Cs-137 (Approx. 30 years)	-	-	-	-									90

* The density specified by the Reactor Regulation is converted from Bq/cm³ to Bq/L.

* Data of other nuclides is under evaluation.

* In the case of 2 nuclides or more, the sum of scaling factors to density limits is compared to 1.

* * At these points, sampling is carried out once a week. (As for the port entrance, also sampled on the day the silt fence was opened/shut or covering work was carried out in the port.)

Analysis result of Pu at Fukushima Daiichi NPS<1/2>

1.Measurement result:

(Data summarized on December 10)
(Unit : Bq/L)

Place of Sampling	Date of Sampling	Pu-238	Pu-239+Pu-240
Inside Unit 1-4 Water Intake Canal (North) at 1F (North side of the East Seawall Break)	7 Jul, 2014	N.D. [6.0×10^{-4}]	N.D. [5.0×10^{-4}]

[]Shows detection limit value

2.Analyzed by:Kaken co., ltd

3.Evaluation

Pu-238,Pu-239+Pu-240 were not detected among the sample measured this time

Analysis result of Pu at Fukushima Daiichi NPS<2/2>

1.Measurement result:

(Data summarized on December 10)
(Unit : Bq/L)

Place of Sampling	Date of Sampling	Pu-238	Pu-239+Pu-240
Inside Unit 1-4 Water Intake Canal (North) at 1F (North side of the East Seawall Break)	4 Aug, 2014	N.D. [5.9×10^{-4}]	N.D. [5.0×10^{-4}]

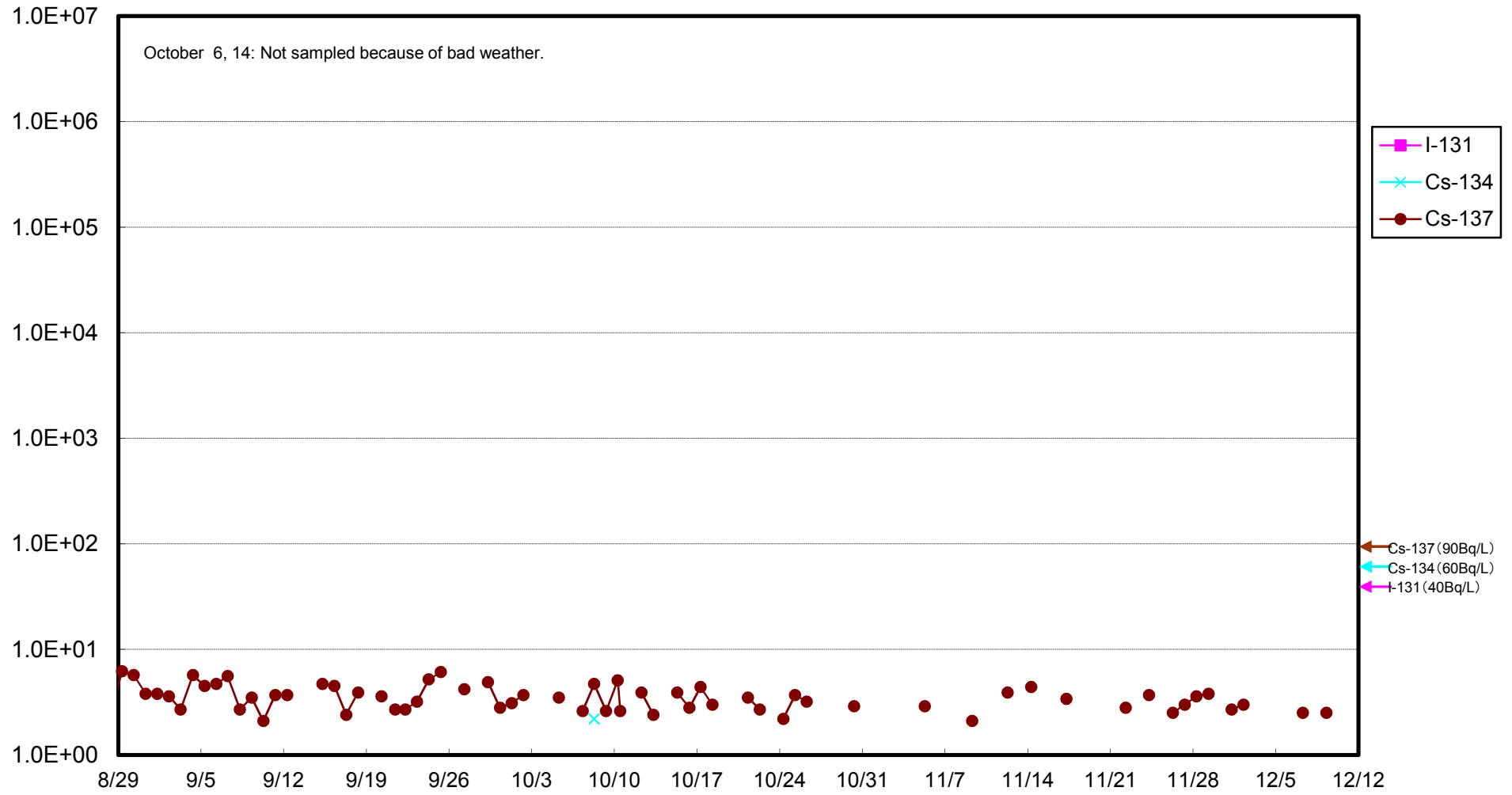
[]Shows detection limit value

2.Analyzed by:Kaken co., ltd

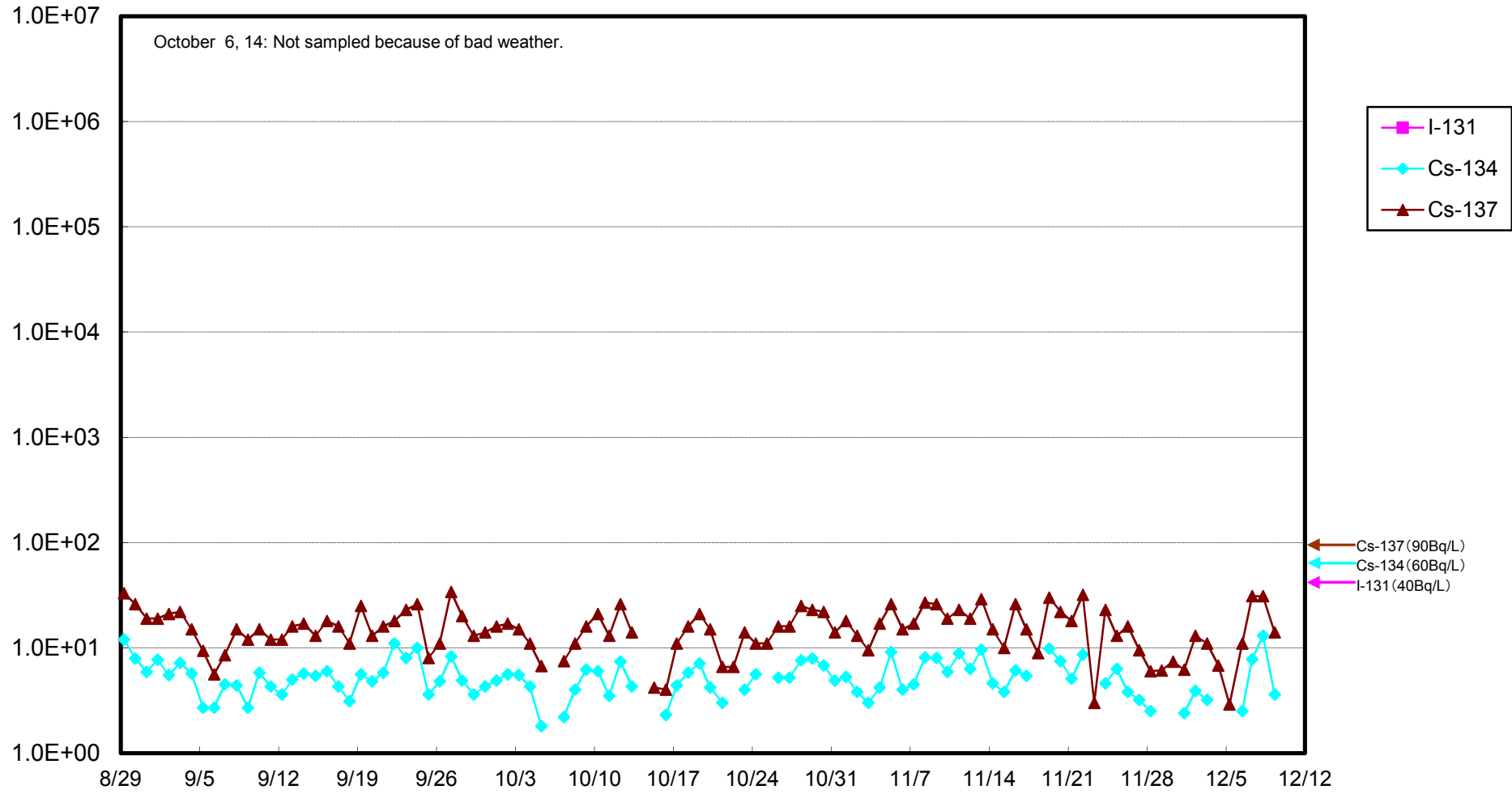
3.Evaluation

Pu-238,Pu-239+Pu-240 were not detected among the sample measured this time

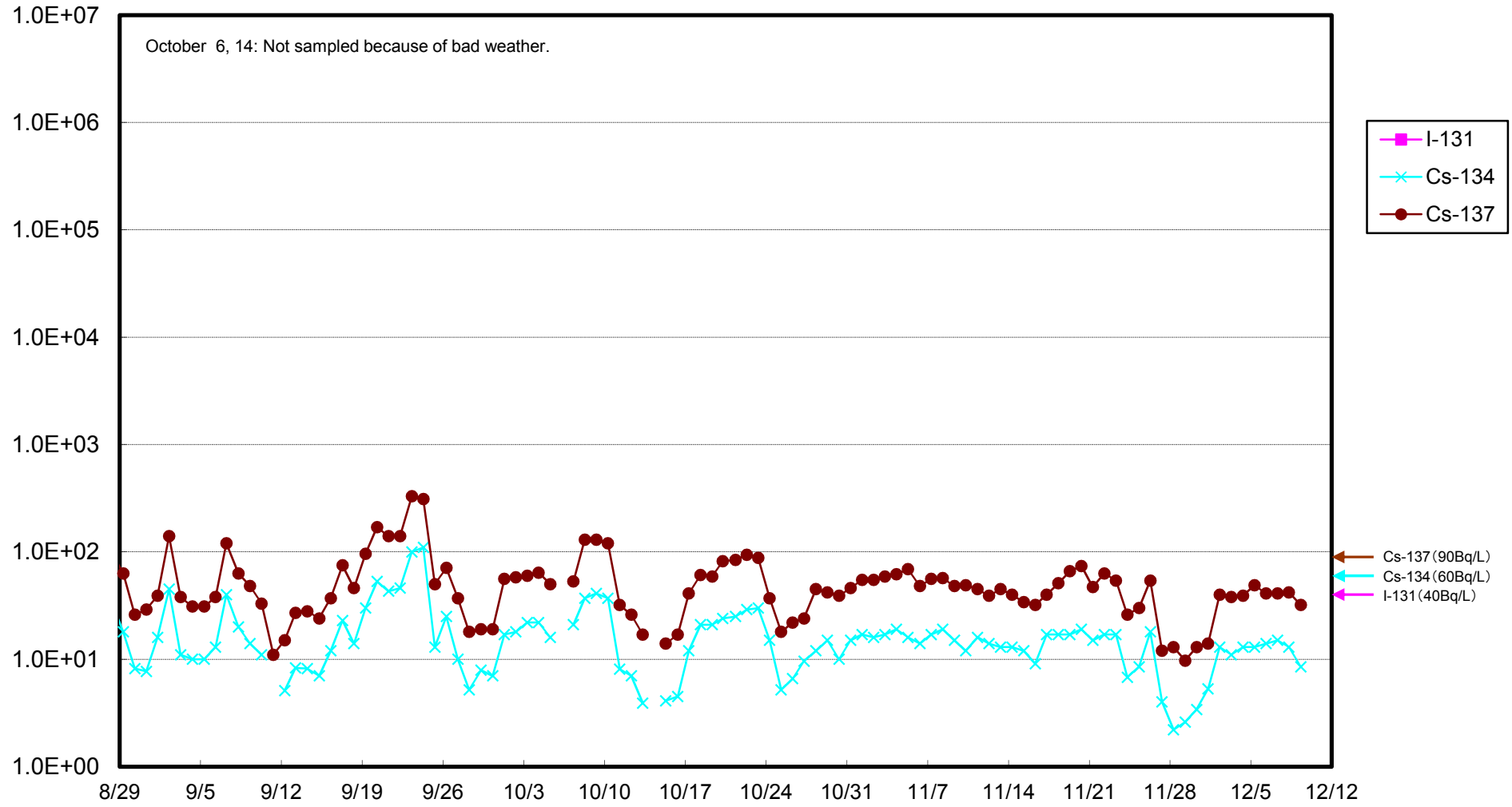
Radioactivity Density of the Seawater in Front of the Shallow Draft Quay at 1F (Bq/L)



Radioactivity Density of the Seawater at the North of Unit 1-4 Water Intake (North of East Seawater Break of Fukushima Daiichi NPS (Bq/ L)



Radioactivity Density of the Seawater at Unit 4 Screen at Fukushima Daiichi NPS (Bq/L)



Radioactivity Density of the Seawater at the South of Unit 1-4 Water Intake (in front of Impermeable Wall) at Fukushima Daiichi NPS (Bq/L)

