

Reference

Radioactivity Density of the Seawater in the Port of Fukushima Daiichi NPS <1/2>

(Data summarized on November 27)

Place of Sampling	Shallow Draft Quay at 1F *				Inside Unit 1-4 Water Intake Canal (North) at Fukushima Daiichi NPS (North side of the East Seawall Break)		1F Unit 4 Screen sea water		Inside Unit 1-4 Water Intake Canal (South) at Fukushima Daiichi NPS (in front of Impermeable Wall)		In Front of Unit 6 Water Intake Canal at 1F		② Density Limit Specified by the Reactor Regulation (Bq/L) (The density limit in the water outside the surrounding monitored areas is provided in section 6 of Appendix 2.)
	Time of Sampling	Nov 26, 2014 6:52 AM	N/A		Nov 26, 2014 7:05 AM	Nov 26, 2014 6:59 AM		Nov 26, 2014 7:02 AM		N/A			
Detected Nuclides (Half-life)	①Density of Sample (Bq/L)	Scaling Factor (①/②)	①Density of Sample (Bq/L)	Scaling Factor (①/②)	①Density of Sample (Bq/L)	Scaling Factor (①/②)	①Density of Sample (Bq/L)	Scaling Factor (①/②)	①Density of Sample (Bq/L)	Scaling Factor (①/②)	①Density of Sample (Bq/L)	Scaling Factor (①/②)	
I-131 (Approx. 8 days)	ND	-	-	-	ND	-	ND	-	ND	-	-	-	40
Cs-134 (Approx. 2 years)	ND	-	-	-	3.8	0.06	18	0.30	7.0	0.12	-	-	60
Cs-137 (Approx. 30 years)	2.5	0.03	-	-	16	0.18	54	0.60	15	0.17	-	-	90

\* The density specified by the Reactor Regulation is converted from Bq/cm<sup>3</sup> to Bq/L.

\* Data of other nuclides is under evaluation.

\* In the case of 2 nuclides or more, the sum of scaling factors to density limits is compared to 1.

\* "ND" indicates that the measurement result is below the detection limit.

I-131: Approx. 2Bq/L, Cs-134: Approx.2Bq/L As the detection limit may vary depending on the detectors and sample properties, there are cases where nuclides below the detection limit are detected. \* The sampling will be performed after opening and closing of the silt fence.

Reference

Radioactivity Density of the Seawater in the Port of Fukushima Daiichi NPS <2/2>

(Data summarized on November 27)

Place of Sampling	Port Entrance of Fukushima Daiichi NPS *												② Density Limit Specified by the Reactor Regulation (Bq/L) (The density limit in the water outside the surrounding monitored areas is provided in section 6 of Appendix 2.)
	N/A		N/A										
Time of Sampling	N/A		N/A										
Detected Nuclides (Half-life)	①Density of Sample (Bq/L)	Scaling Factor (①/②)	①Density of Sample (Bq/L)	Scaling Factor (①/②)	①Density of Sample (Bq/L)	Scaling Factor (①/②)	①Density of Sample (Bq/L)	Scaling Factor (①/②)	①Density of Sample (Bq/L)	Scaling Factor (①/②)	①Density of Sample (Bq/L)	Scaling Factor (①/②)	
I-131 (Approx. 8 days)	-	-	-	-									40
Cs-134 (Approx. 2 years)	-	-	-	-									60
Cs-137 (Approx. 30 years)	-	-	-	-									90

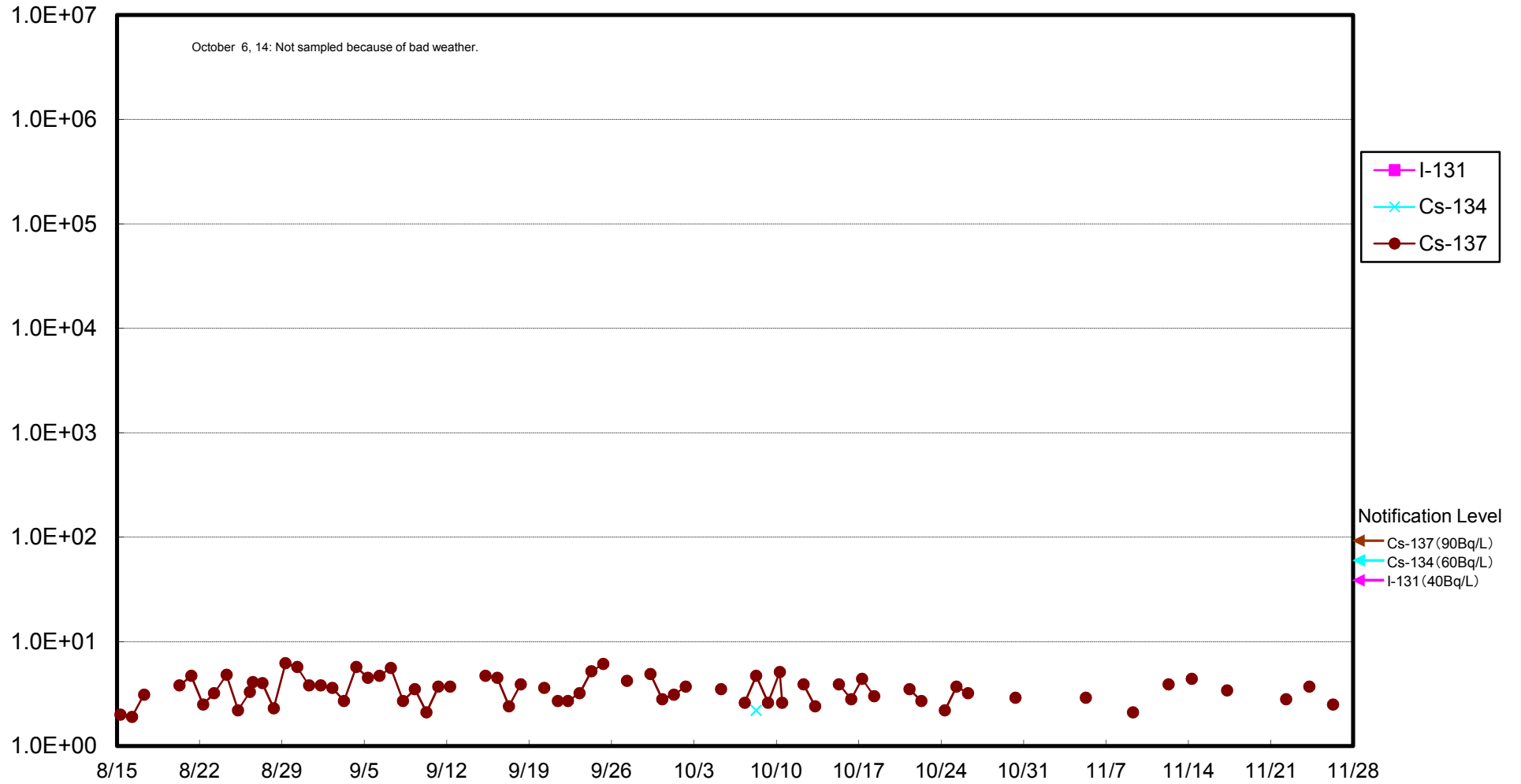
\* The density specified by the Reactor Regulation is converted from Bq/cm<sup>3</sup> to Bq/L.

\* Data of other nuclides is under evaluation.

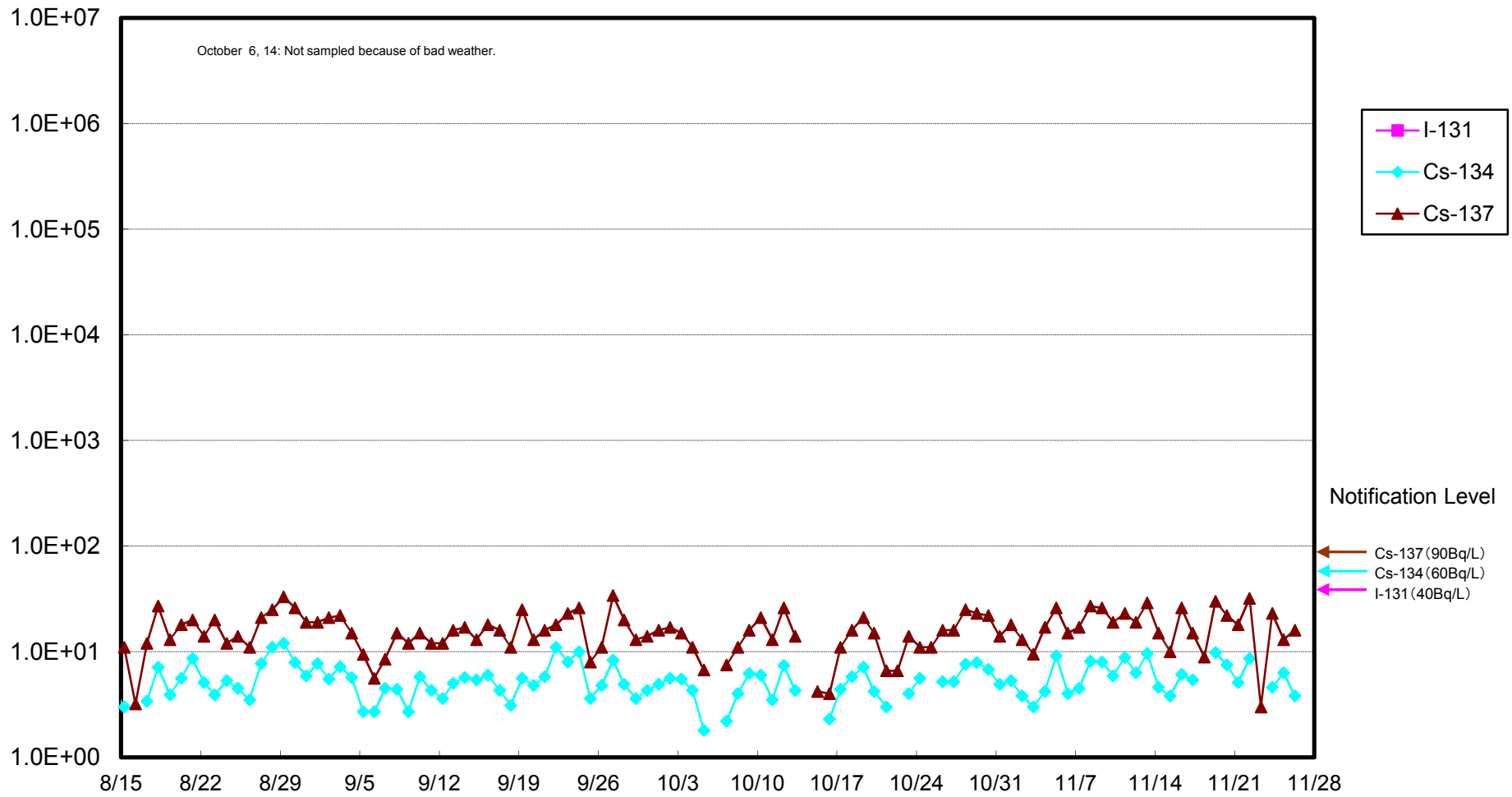
\* In the case of 2 nuclides or more, the sum of scaling factors to density limits is compared to 1.

\* \* At these points, sampling is carried out once a week. (As for the port entrance, also sampled on the day the silt fence was opened/shut or covering work was carried out in the port.)

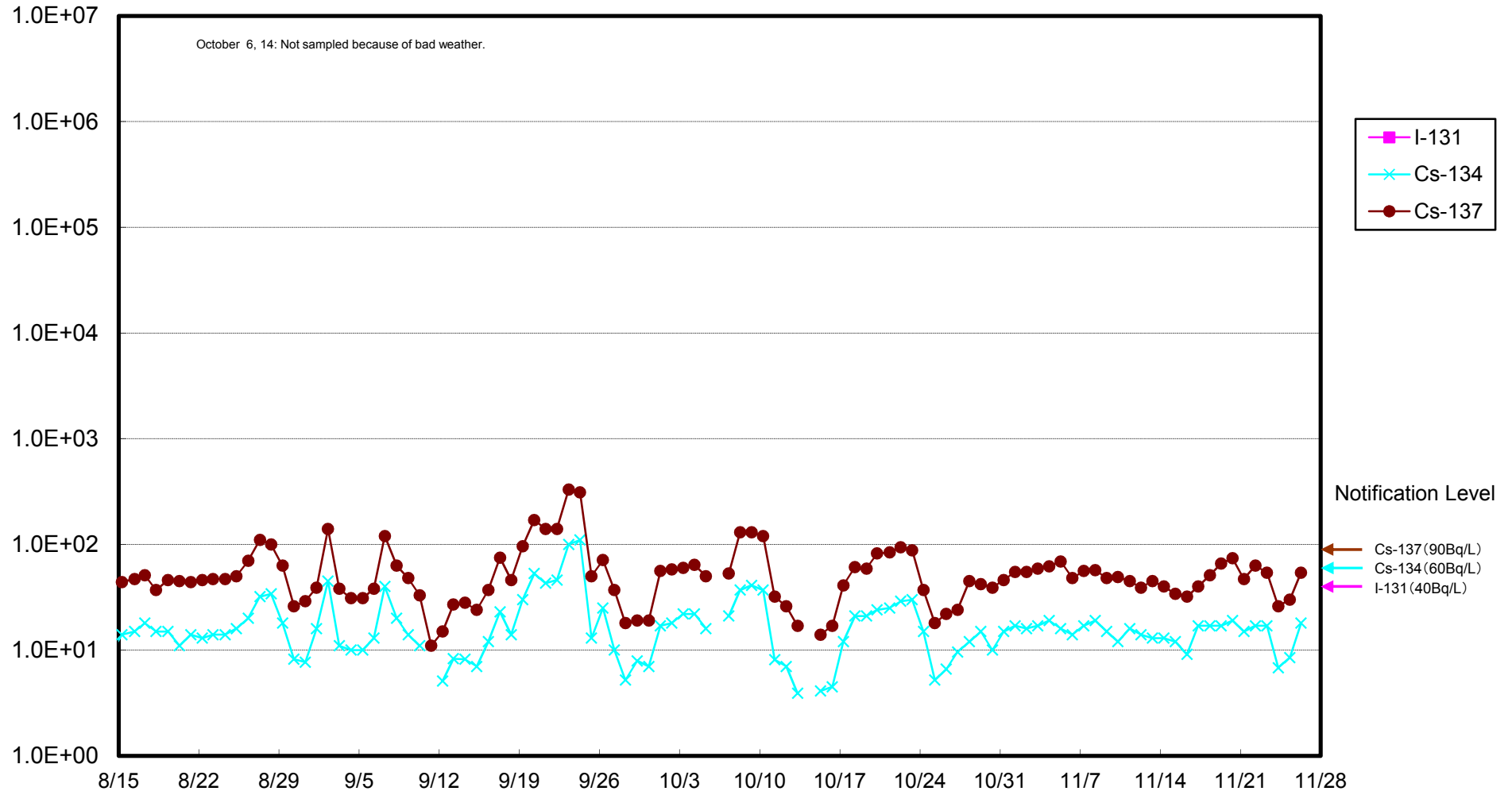
# Radioactivity Density of the Seawater in Front of the Shallow Draft Quay at 1F (Bq/L)



Radioactivity Density of the Seawater at the North of Unit 1-4 Water Intake (North of East Seawater Break of Fukushima Daiichi NPS (Bq/ L)



Radioactivity Density of the Seawater at Unit 4 Screen at Fukushima Daiichi NPS (Bq/L)



Radioactivity Density of the Seawater at the South of Unit 1-4 Water Intake (in front of Impermeable Wall) at Fukushima Daiichi NPS (Bq/L)

