

Reference

Radioactivity Density of the Seawater in the Port of Fukushima Daiichi NPS <1/2>

(Data summarized on November 13)

Place of Sampling	Shallow Draft Quay at 1F *				Inside Unit 1-4 Water Intake Canal (North) at Fukushima Daiichi NPS (North side of the East Seawall Break)		Unit 1 Water Intake Canal at Fukushima Daiichi NPS (In front of Impermeable Wall)		Unit 2 Water Intake Canal at Fukushima Daiichi NPS (In front of Impermeable Wall)		Seawater at Unit 4 Screen		② Density Limit Specified by the Reactor Regulation (Bq/L) (The density limit in the water outside the surrounding monitored areas is provided in section 6 of Appendix 2.)
	Time of Sampling	Nov 12, 2014 7:27 AM	N/A		Nov 12, 2014 7:20 AM	Nov 12, 2014 7:00 AM	Nov 12, 2014 7:03 AM	Nov 12, 2014 7:15 AM					
Detected Nuclides (Half-life)	①Density of Sample (Bq/L)	Scaling Factor (①/②)	①Density of Sample (Bq/L)	Scaling Factor (①/②)	①Density of Sample (Bq/L)	Scaling Factor (①/②)	①Density of Sample (Bq/L)	Scaling Factor (①/②)	①Density of Sample (Bq/L)	Scaling Factor (①/②)	①Density of Sample (Bq/L)	Scaling Factor (①/②)	
I-131 (Approx. 8 days)	ND	-	-	-	ND	-	ND	-	ND	-	ND	-	40
Cs-134 (Approx. 2 years)	ND	-	-	-	6.3	0.11	6.7	0.11	10	0.17	14	0.23	60
Cs-137 (Approx. 30 years)	3.9	0.04	-	-	19	0.21	22	0.24	40	0.44	39	0.43	90

* The density specified by the Reactor Regulation is converted from Bq/cm³ to Bq/L.

* Data of other nuclides is under evaluation.

* In the case of 2 nuclides or more, the sum of scaling factors to density limits is compared to 1.

* "ND" indicates that the measurement result is below the detection limit.

I-131: Approx. 3Bq/L, Cs-134: Approx. 3Bq/L As the detection limit may vary depending on the detectors and sample properties, there are cases where nuclides below the detection limit are detected. * The sampling will be performed after opening and closing of the silt fence.

Reference

Radioactivity Density of the Seawater in the Port of Fukushima Daiichi NPS <2/2>

(Data summarized on November 13)

Place of Sampling	Inside Unit 1-4 Water Intake Canal (South) at Fukushima Daiichi NPS (in front of Impermeable Wall)		Port Entrance of Fukushima Daiichi NPS *				In Front of Unit 6 Water Intake Canal at 1F		Port Center at Fukushima Daiichi NPS				② Density Limit Specified by the Reactor Regulation (Bq/L) (The density limit in the water outside the surrounding monitored areas is provided in section 6 of Appendix 2.)
	Time of Sampling	Nov 12, 2014 7:17 AM	N/A		N/A		Nov 12, 2014 7:40 AM		Nov 12, 2014 7:23 AM				
Detected Nuclides (Half-life)	①Density of Sample (Bq/L)	Scaling Factor (①/②)	①Density of Sample (Bq/L)	Scaling Factor (①/②)	①Density of Sample (Bq/L)	Scaling Factor (①/②)	①Density of Sample (Bq/L)	Scaling Factor (①/②)	①Density of Sample (Bq/L)	Scaling Factor (①/②)	①Density of Sample (Bq/L)	Scaling Factor (①/②)	
I-131 (Approx. 8 days)	ND	-	-	-	-	-	ND	-	ND	-			40
Cs-134 (Approx. 2 years)	6.6	0.11	-	-	-	-	ND	-	2.8	0.05			60
Cs-137 (Approx. 30 years)	19	0.21	-	-	-	-	ND	-	10	0.11			90

* The density specified by the Reactor Regulation is converted from Bq/cm³ to Bq/L.

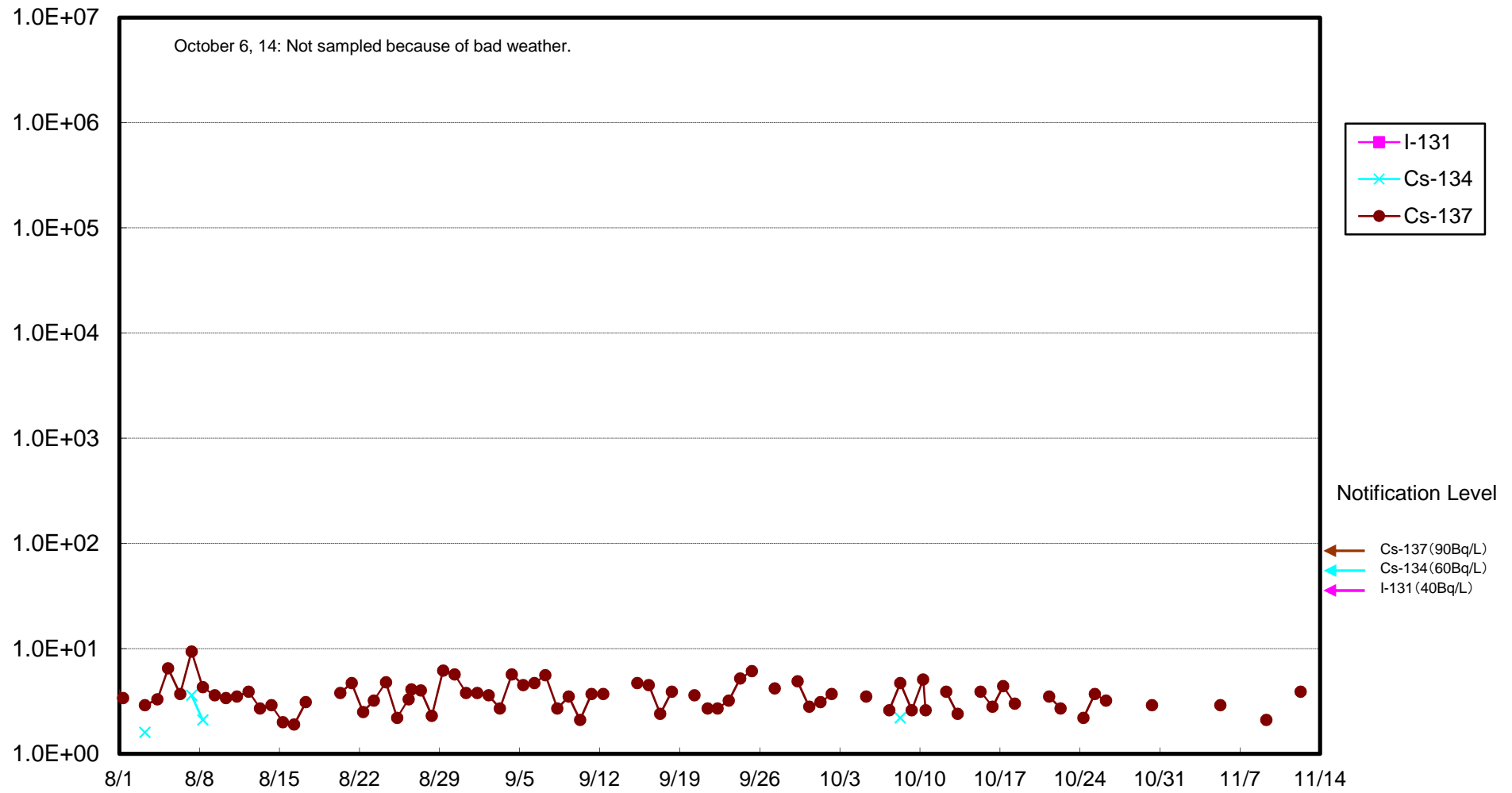
* Data of other nuclides is under evaluation.

* In the case of 2 nuclides or more, the sum of scaling factors to density limits is compared to 1.

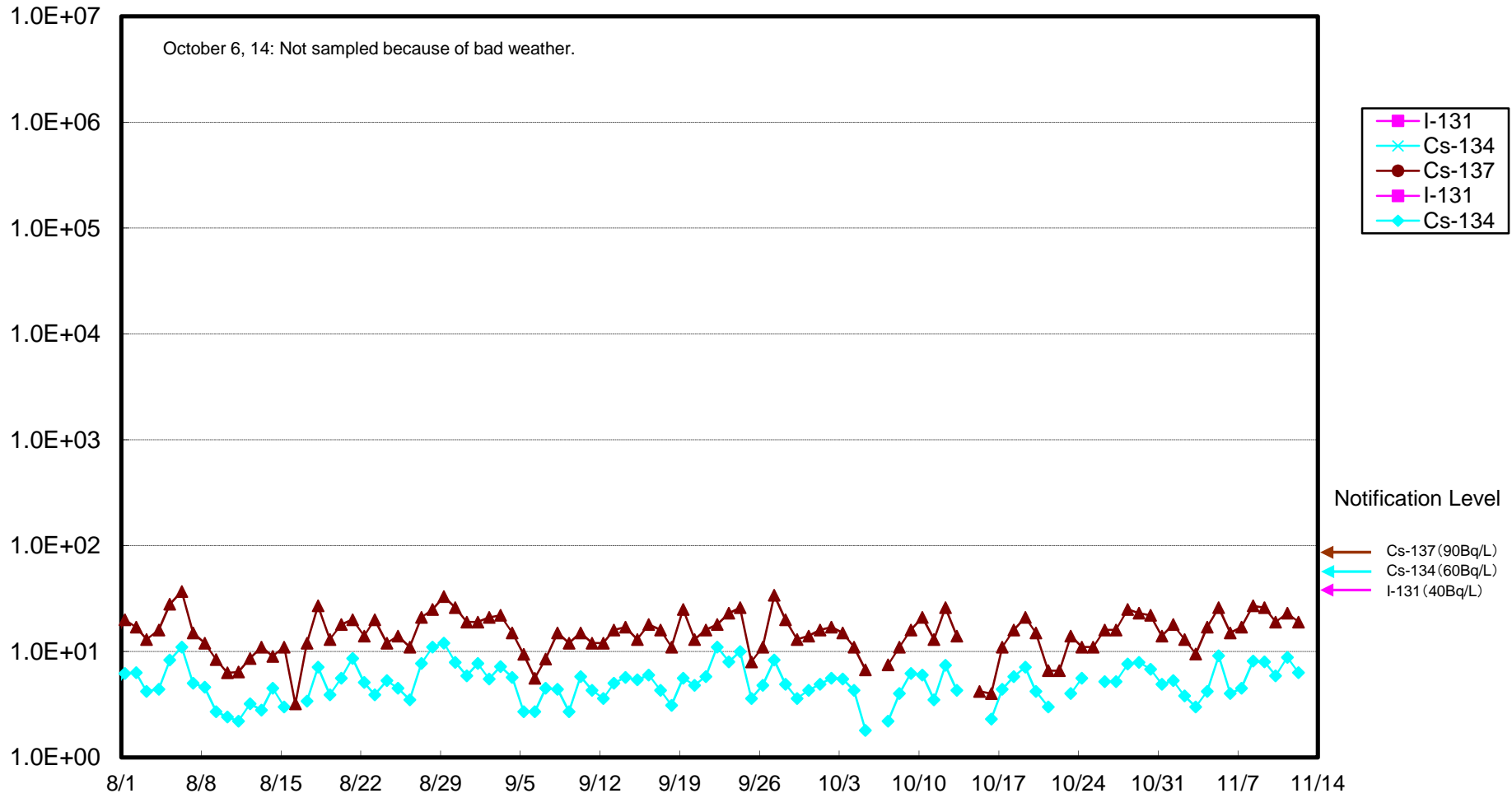
* "ND" indicates that the measurement result is below the detection limit.

I-131: Approx. 3Bq/L, Cs-134: Approx.2Bq/L, Cs-137: Approx.2Bq/L As the detection limit may vary depending on the detectors and sample properties, there are cases where nuclides below the detection limit are detected. * * At these points, sampling is carried out once a week. (As for the port entrance, also sampled on the day the silt fence was opened/shut or covering work was carried out in the port.)

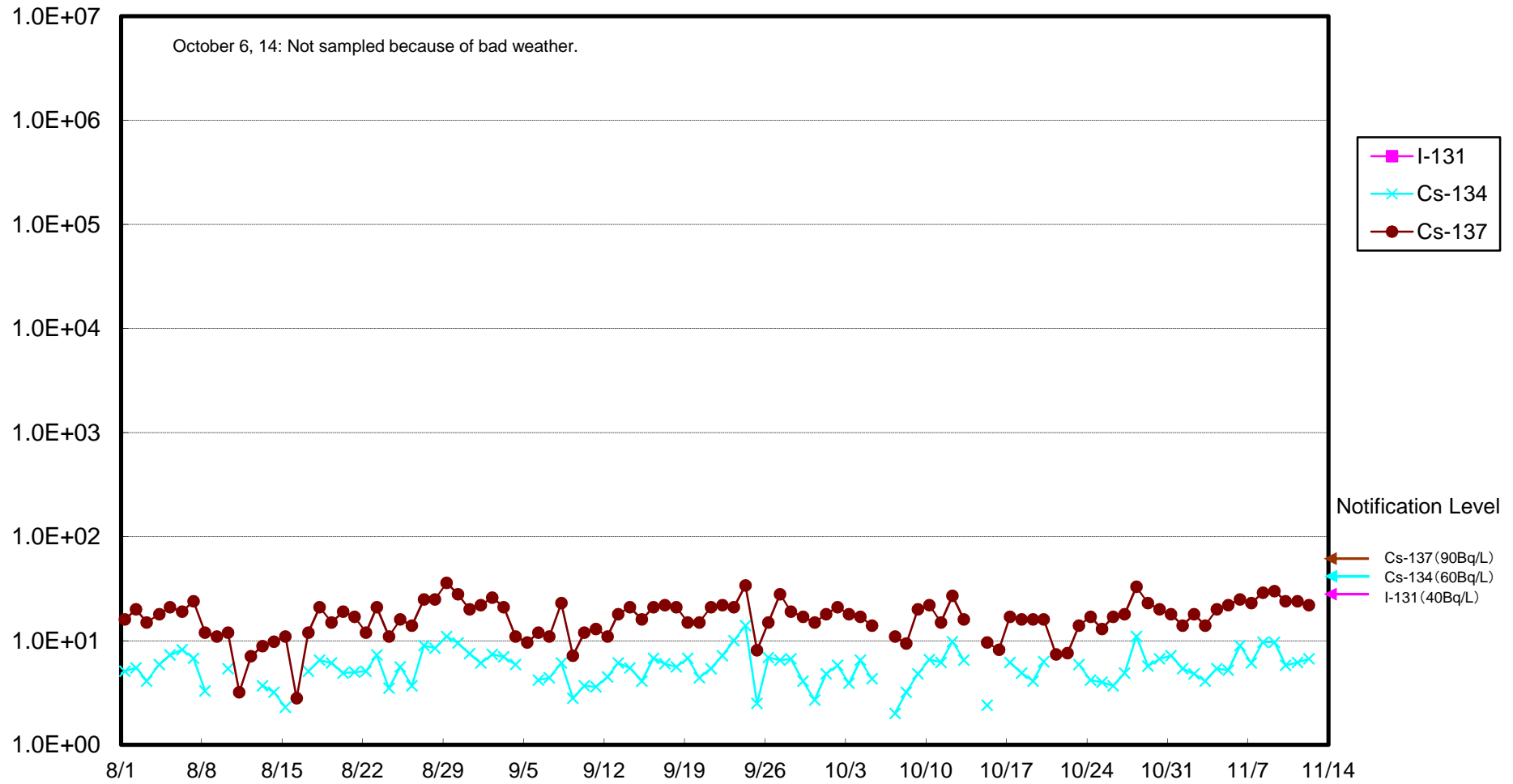
Radioactivity Density of the Seawater in Front of the Shallow Draft Quay at 1F (Bq/L)



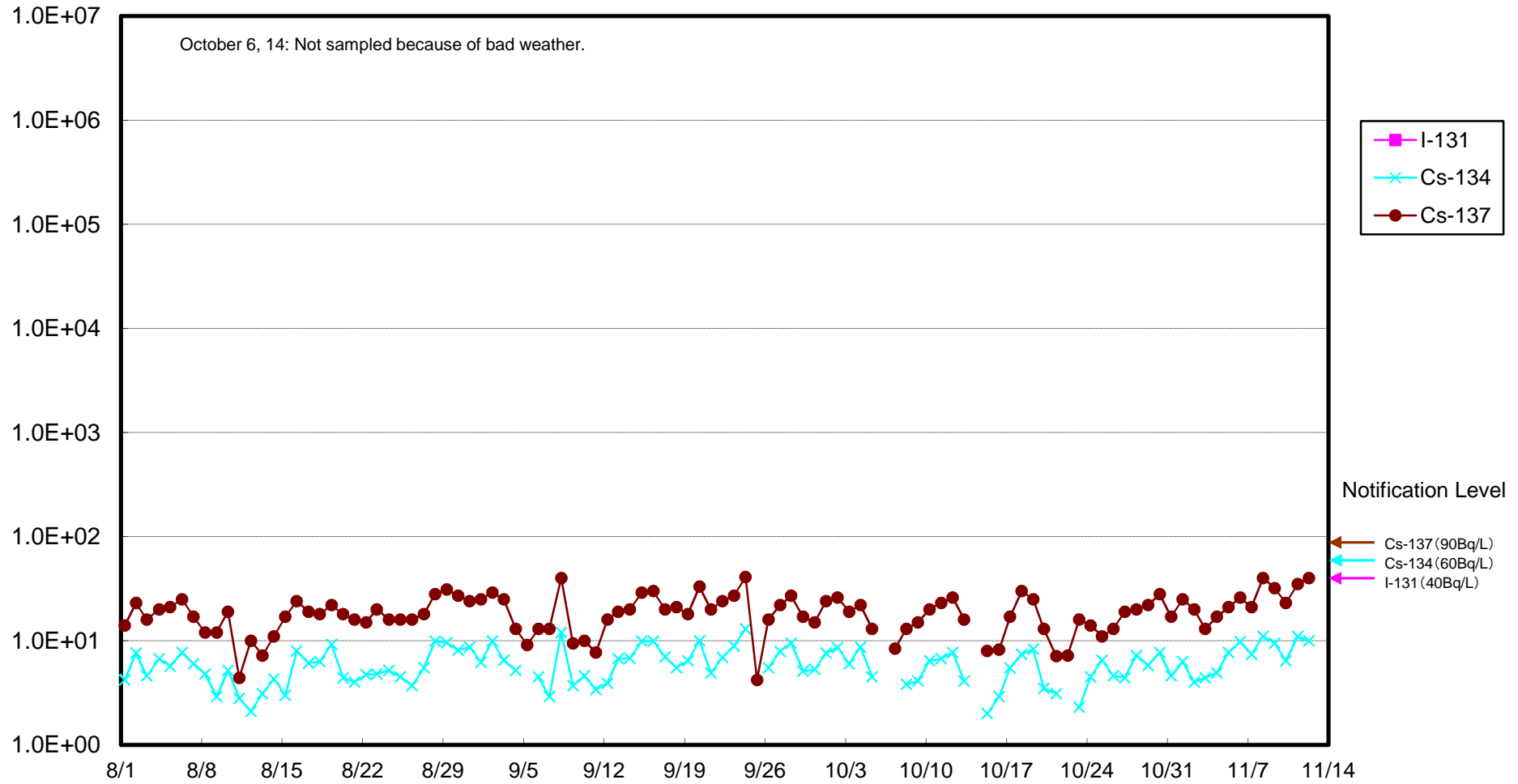
Radioactivity Density of the Seawater at the North of Unit 1-4 Water Intake (North of East Seawater Break of Fukushima Daiichi NPS (Bq/ L)



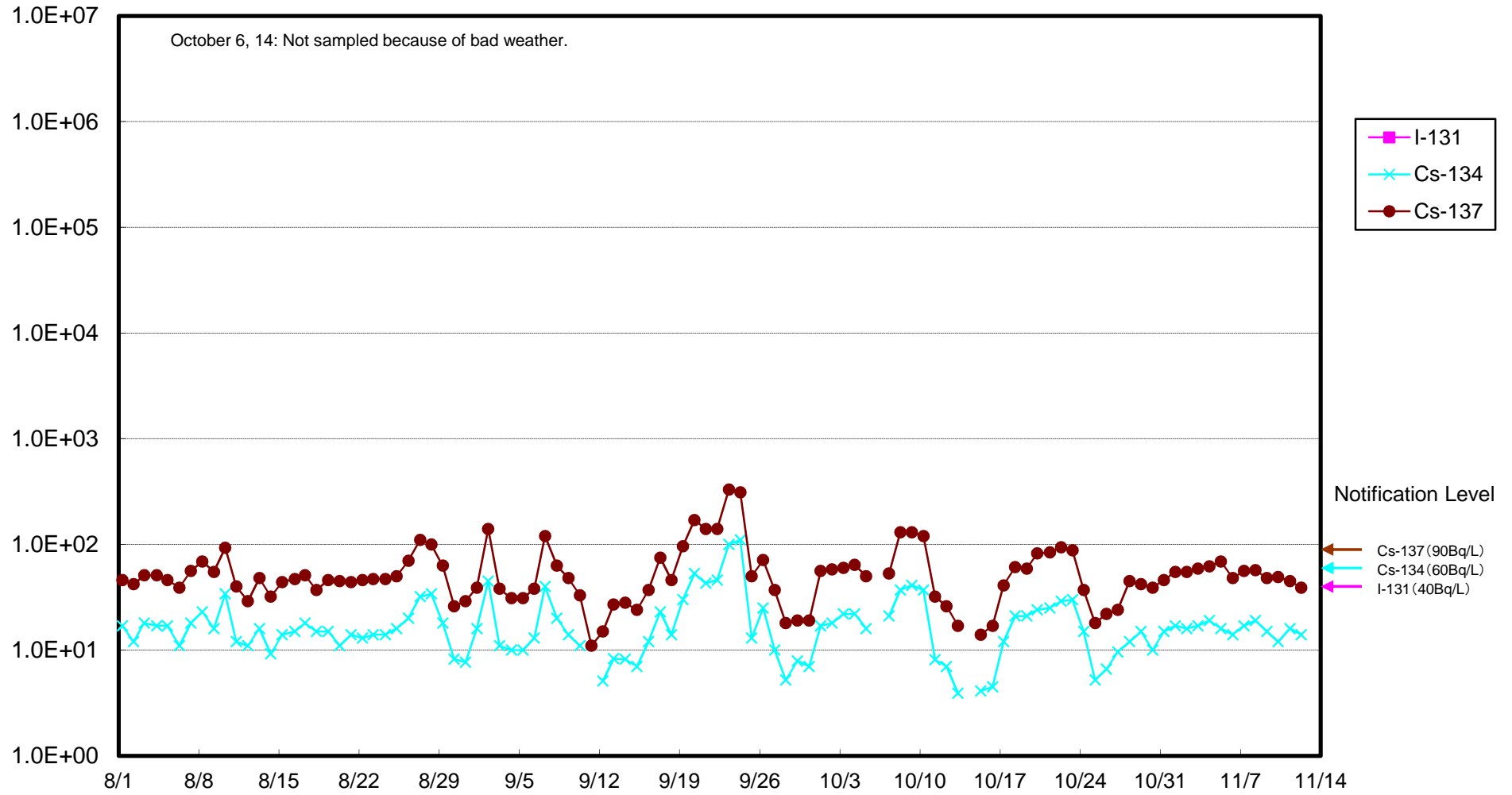
Radioactivity Density of the Seawater of Unit 1 Water Intake Canal at Fukushima Daiichi NPS (In front of Impermeable Wall) (Bq/L)



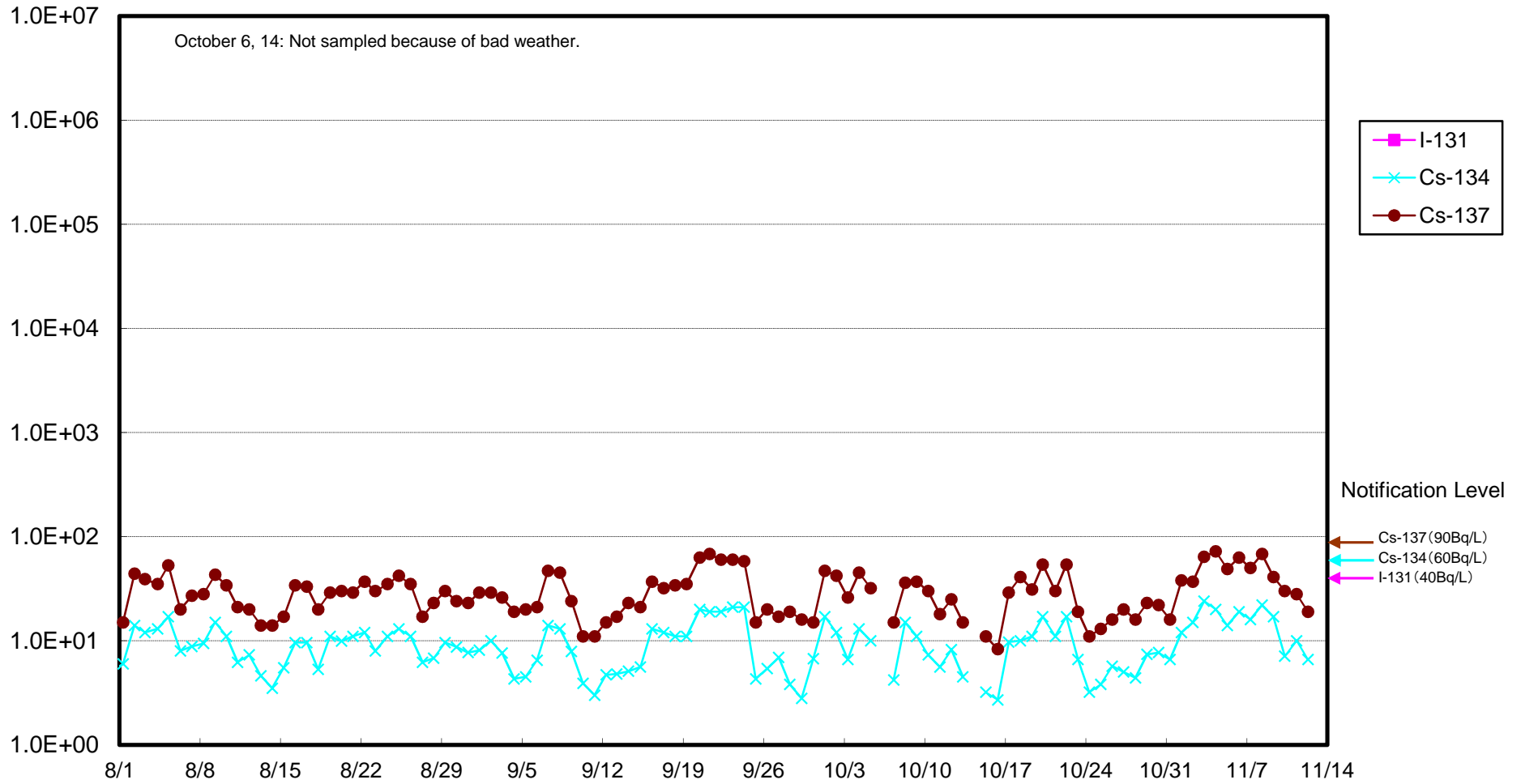
Radioactivity Density of the Seawater of Unit 2 Water Intake Canal at Fukushima Daiichi NPS (In front of Impermeable Wall) (Bq/L)



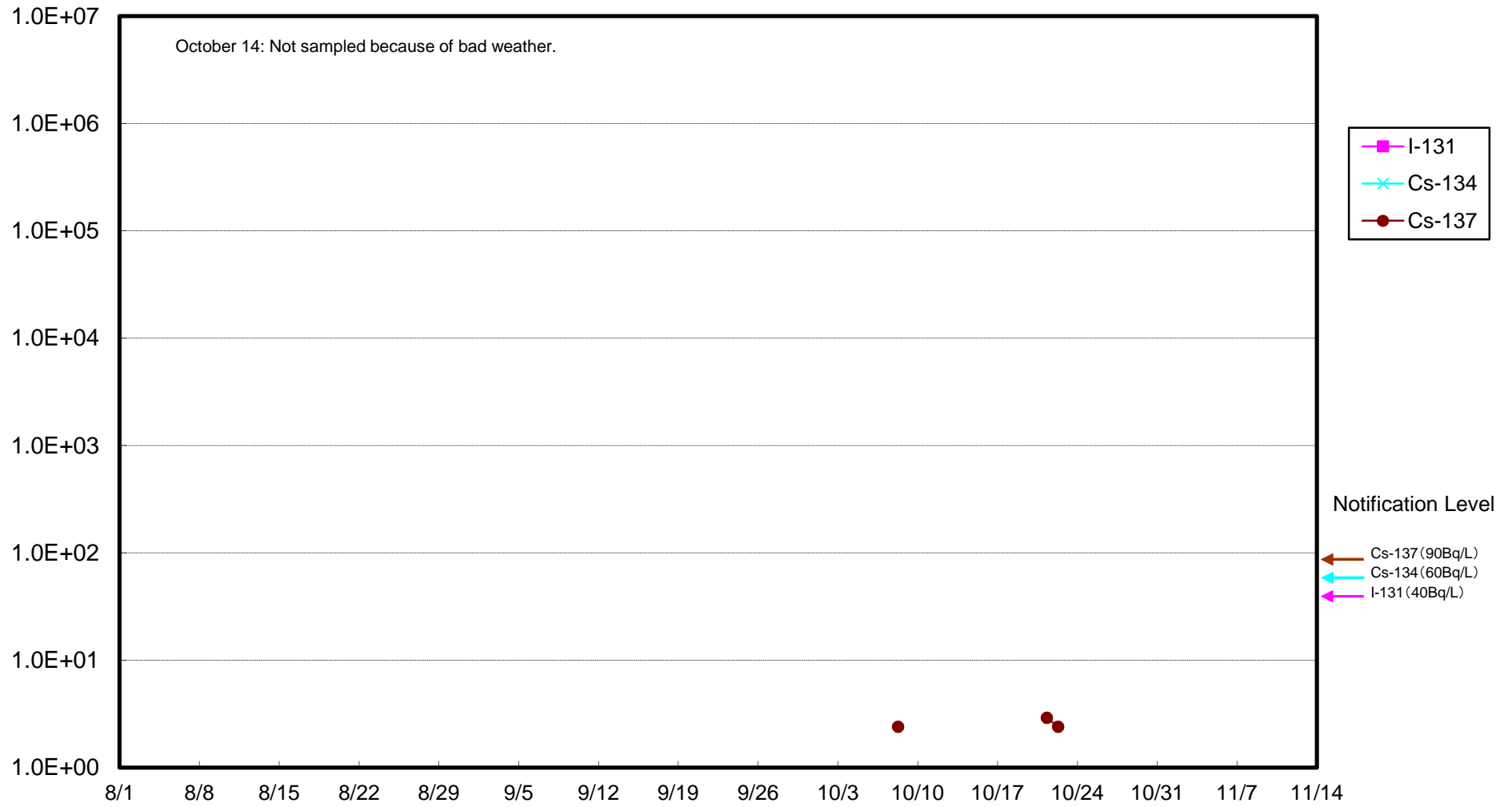
Radioactivity Density of the Seawater at Unit 4 Screen at Fukushima Daiichi NPS (Bq/L)



Radioactivity Density of the Seawater at the South of Unit 1-4 Water Intake (in front of Impermeable Wall)
at Fukushima Daiichi NPS (Bq/L)



Radioactive Density of the Seawater in Front of Unit 6 Water Intake at Fukushima Daiichi NPS (Bq/L)



Radioactive Density of the Seawater in Port Center at Fukushima Daiichi NPS (Bq/L)

