

Radioactivity Density of the Seawater in the Port of Fukushima Daiichi NPS <1/2>

Reference

(Data summarized on October 29)

Place of Sampling	Shallow Draft Quay at 1F *				Inside Unit 1-4 Water Intake Canal (North) at 1F (North side of the East Seawall Break)	Unit 1 Water Intake Canal at Fukushima Daiichi NPS (In front of Impermeable Wall)	Unit 2 Water Intake Canal at Fukushima Daiichi NPS (In front of Impermeable Wall)	Seawater at Unit 4 Screen				② Density Limit Specified by the Reactor Regulation (Bq/L) (The density limit in the water outside the surrounding monitored areas is provided in section 6 of Appendix 2.)	
	Time of Sampling	Oct 28, 2014 7:08 AM	N/A		Oct 28, 2014 7:40 AM	Oct 28, 2014 7:13 AM	Oct 28, 2014 7:17 AM	Oct 28, 2014 7:34 AM					
Detected Nuclides (Half-life)	①Density of Sample (Bq/L)	Scaling Factor (①/②)	①Density of Sample (Bq/L)	Scaling Factor (①/②)	①Density of Sample (Bq/L)	Scaling Factor (①/②)	①Density of Sample (Bq/L)	Scaling Factor (①/②)	①Density of Sample (Bq/L)	Scaling Factor (①/②)	①Density of Sample (Bq/L)	Scaling Factor (①/②)	
I-131 (Approx. 8 days)	ND	-	-	-	ND	-	ND	-	ND	-	ND	-	40
Cs-134 (Approx. 2 years)	ND	-	-	-	7.6	0.13	11	0.18	7.2	0.12	12	0.20	60
Cs-137 (Approx. 30 years)	ND	-	-	-	25	0.28	33	0.37	20	0.22	45	0.50	90

* The density specified by the Reactor Regulation is converted from Bq/cm³ to Bq/L.

* Data of other nuclides is under evaluation.

* In the case of 2 nuclides or more, the sum of scaling factors to density limits is compared to 1.

* "ND" indicates that the measurement result is below the detection limit.

I-131: Approx. 3Bq/L, Cs-134: Approx.2Bq/L, Cs-137: Approx.3Bq/L As the detection limit may vary depending on the detectors and sample properties, there are cases where nuclides below the detection limit are detected. * The sampling will be performed after opening and closing of the silt fence.

Reference

Radioactivity Density of the Seawater in the Port of Fukushima Daiichi NPS <2/2>

(Data summarized on October 29)

Place of Sampling	Inside Unit 1-4 Water Intake Canal (South) at Fukushima Daiichi NPS (in front of Impermeable Wall)		Port Entrance of Fukushima Daiichi NPS *				In Front of Unit 6 Water Intake Canal at 1F		Port Center at Fukushima Daiichi NPS				② Density Limit Specified by the Reactor Regulation (Bq/L) (The density limit in the water outside the surrounding monitored areas is provided in section 6 of Appendix 2.)
	Oct 28, 2014 7:31 AM		N/A		N/A		Oct 28, 2014 7:02 AM		Oct 28, 2014 7:43 AM				
Detected Nuclides (Half-life)	①Density of Sample (Bq/L)	Scaling Factor (①/②)	①Density of Sample (Bq/L)	Scaling Factor (①/②)	①Density of Sample (Bq/L)	Scaling Factor (①/②)	①Density of Sample (Bq/L)	Scaling Factor (①/②)	①Density of Sample (Bq/L)	Scaling Factor (①/②)	①Density of Sample (Bq/L)	Scaling Factor (①/②)	
I-131 (Approx. 8 days)	ND	-	-	-	-	-	ND	-	ND	-			40
Cs-134 (Approx. 2 years)	4.4	0.07	-	-	-	-	ND	-	5.4	0.09			60
Cs-137 (Approx. 30 years)	16	0.18	-	-	-	-	ND	-	21	0.23			90

* The density specified by the Reactor Regulation is converted from Bq/cm³ to Bq/L.

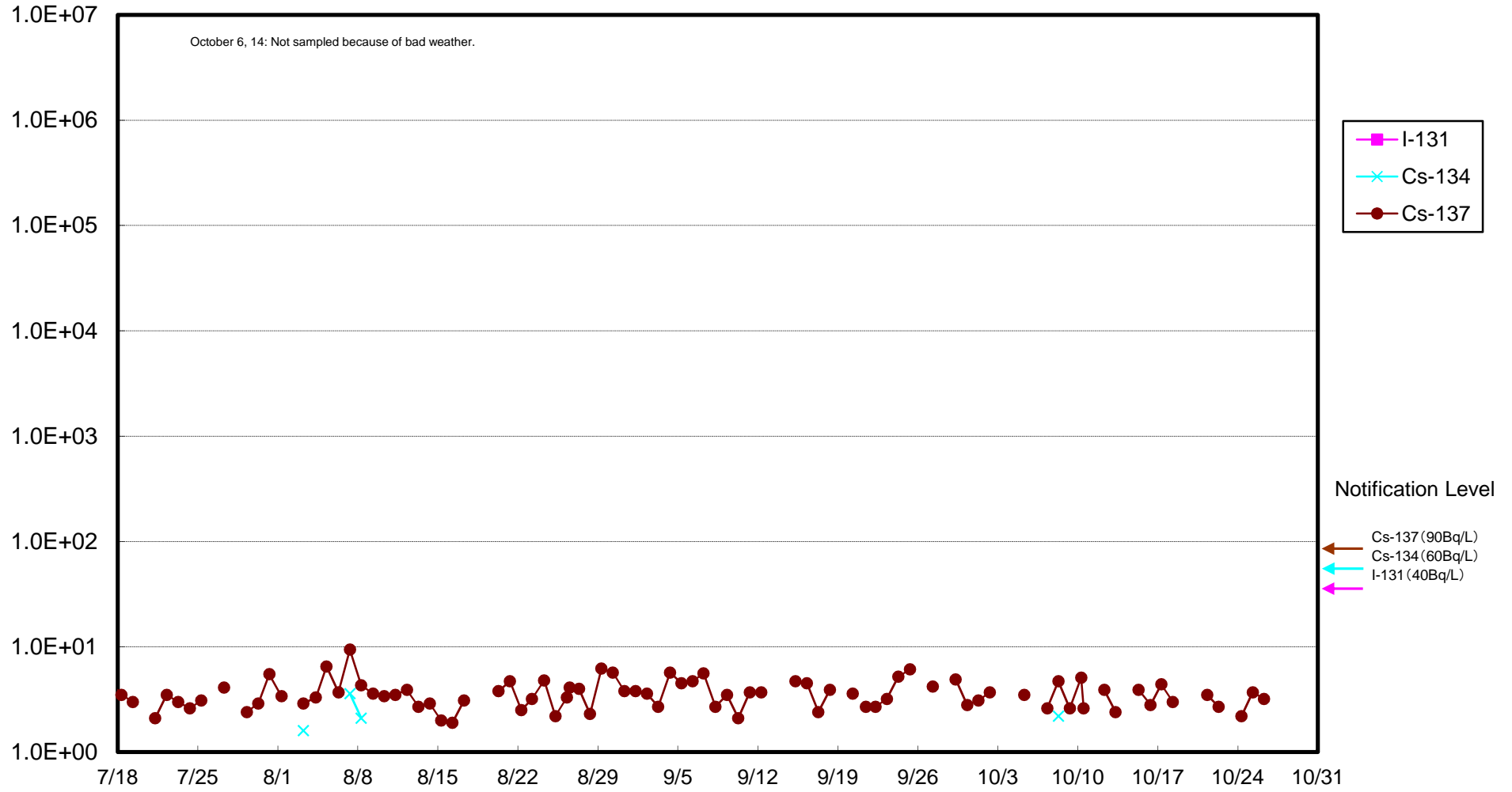
* Data of other nuclides is under evaluation.

* In the case of 2 nuclides or more, the sum of scaling factors to density limits is compared to 1.

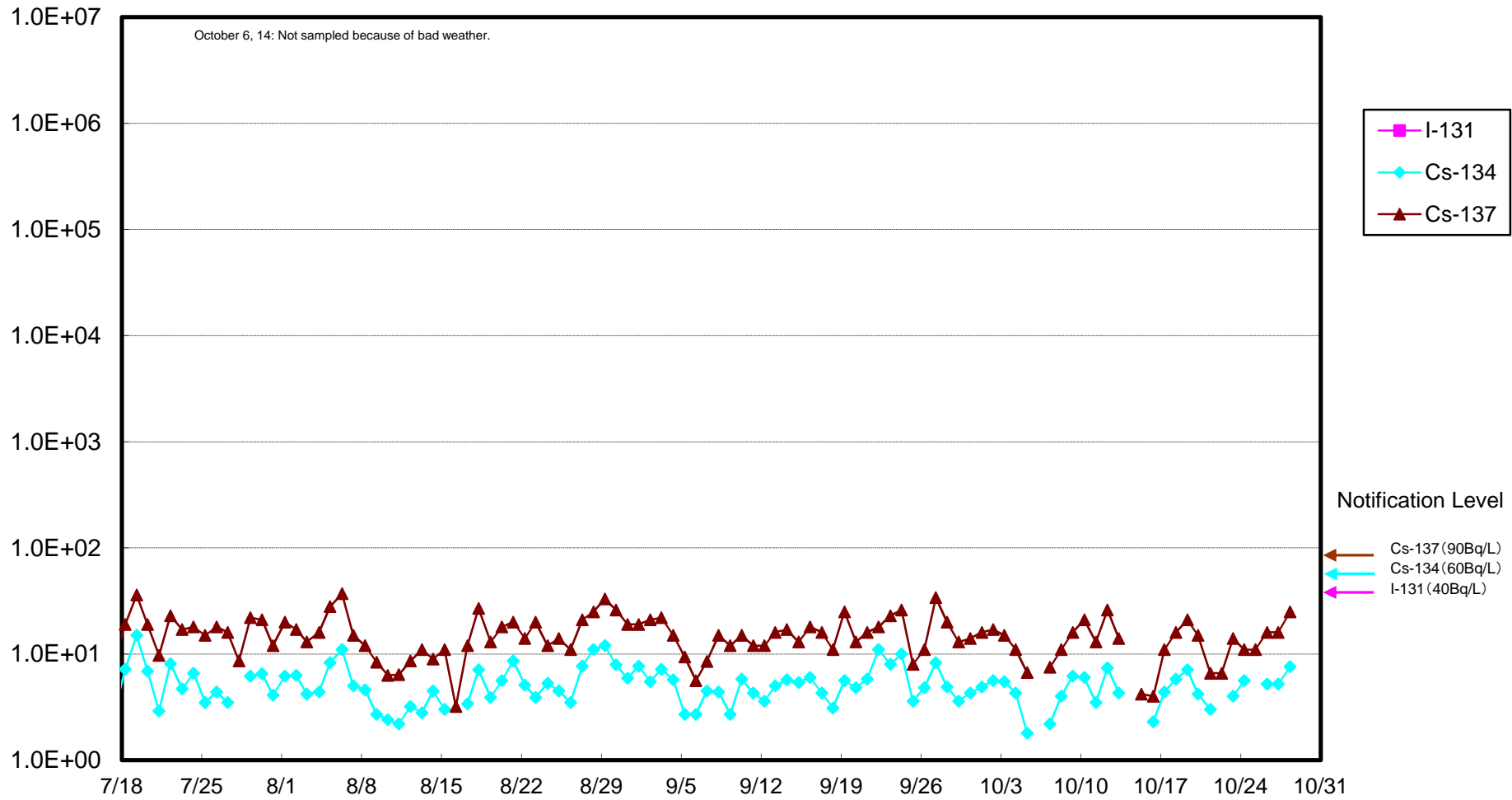
* "ND" indicates that the measurement result is below the detection limit.

I-131: Approx. 2Bq/L, Cs-134: 2Bq/L, Cs-137: Approx. 3q/L) As the detection limit may vary depending on the detectors and sample properties, there are cases where nuclides below the detection limit are detected. * * At these points, sampling is carried out once a week. (As for the port entrance, also sampled on the day the silt fence was opened/shut or covering work was carried out in the port.)

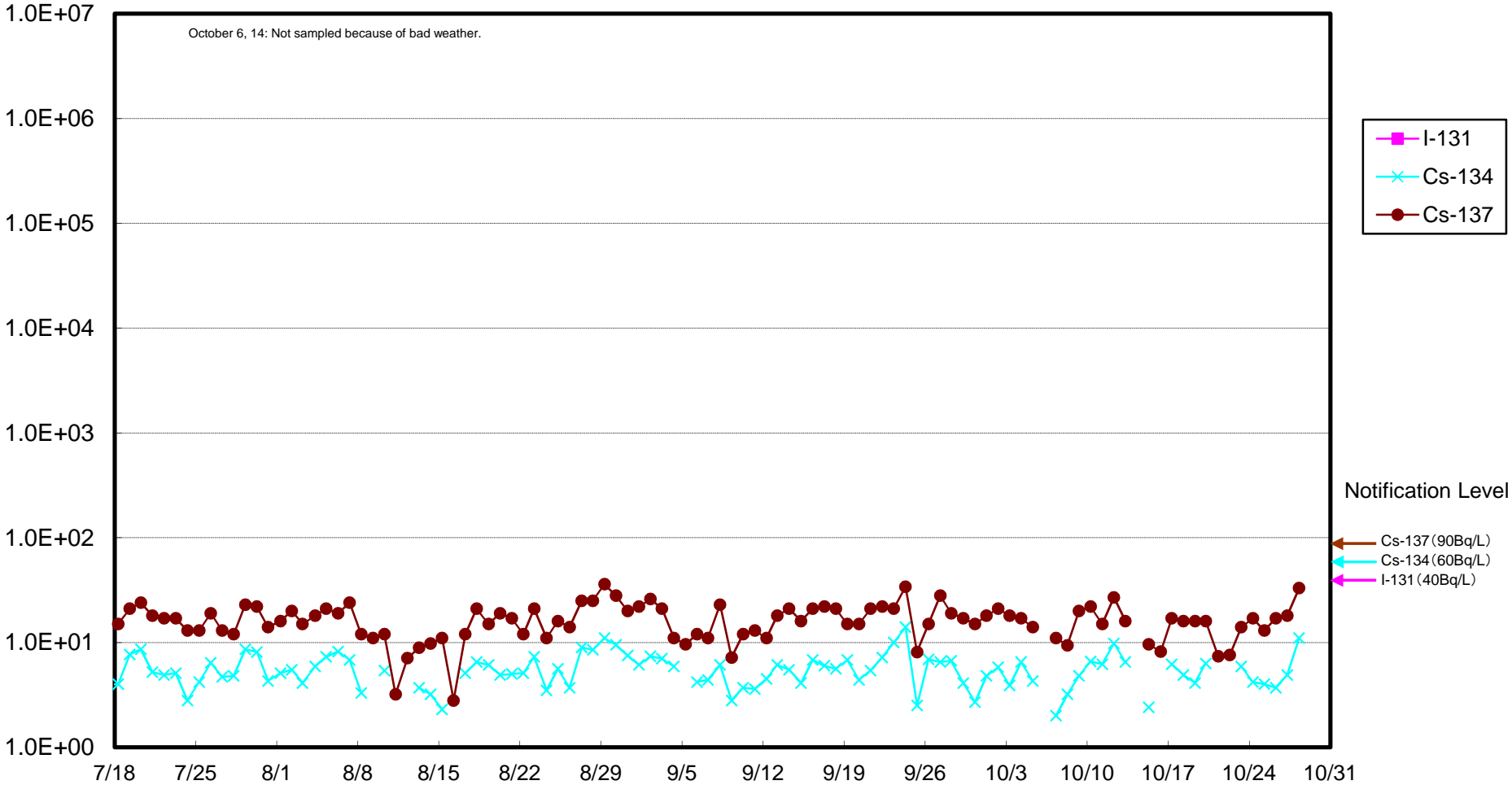
Radioactivity Density of the Seawater in Front of the Shallow Draft Quay at 1F (Bq/L)



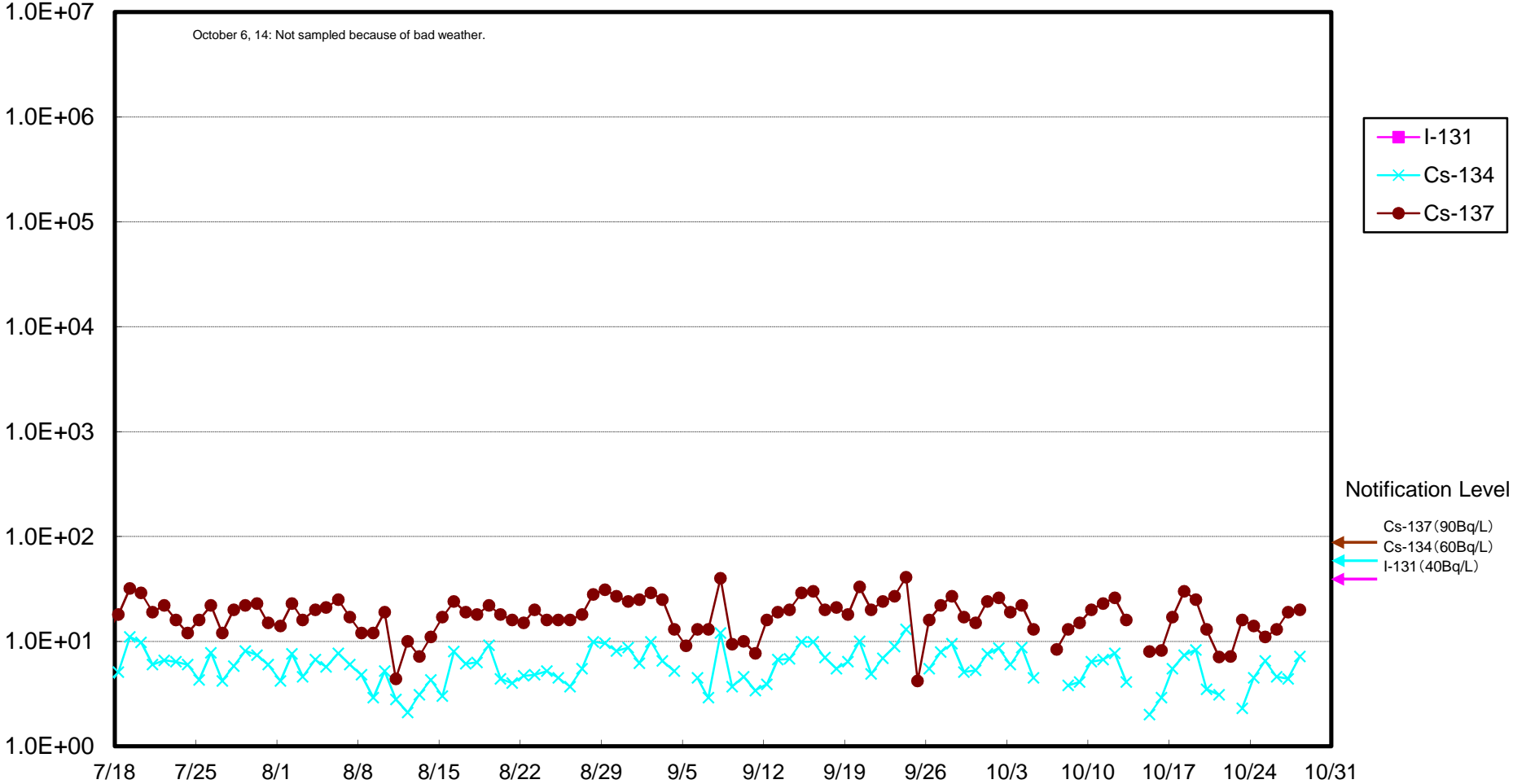
Radioactivity Density of the Seawater at the North of Unit 1-4 Water Intake (North of East Seawater Break of Fukushima Daiichi NPS (Bq/ L)



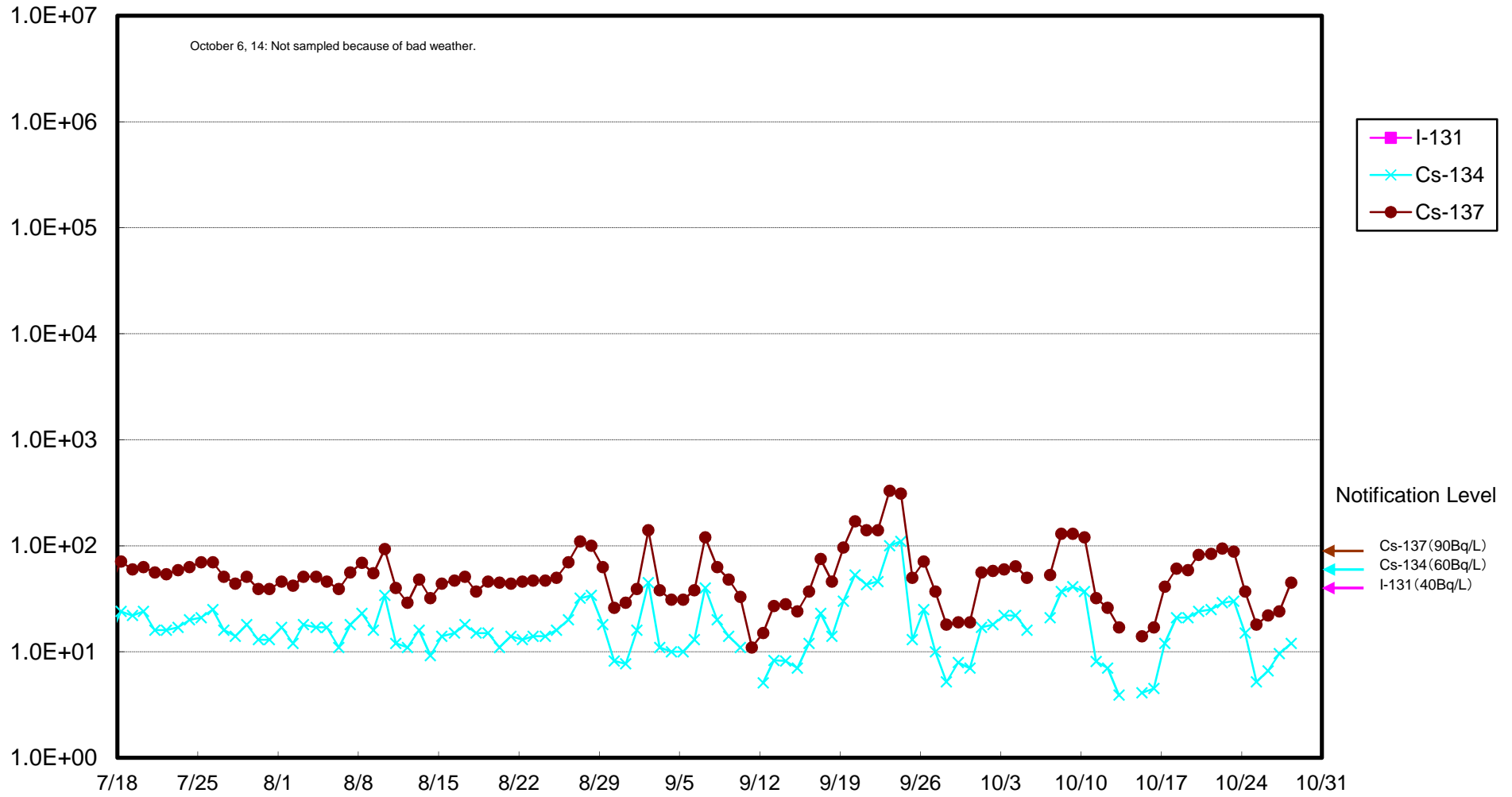
Radioactivity Density of the Seawater of Unit 1 Water Intake Canal at Fukushima Daiichi NPS (In front of Impermeable Wall) (Bq/L)



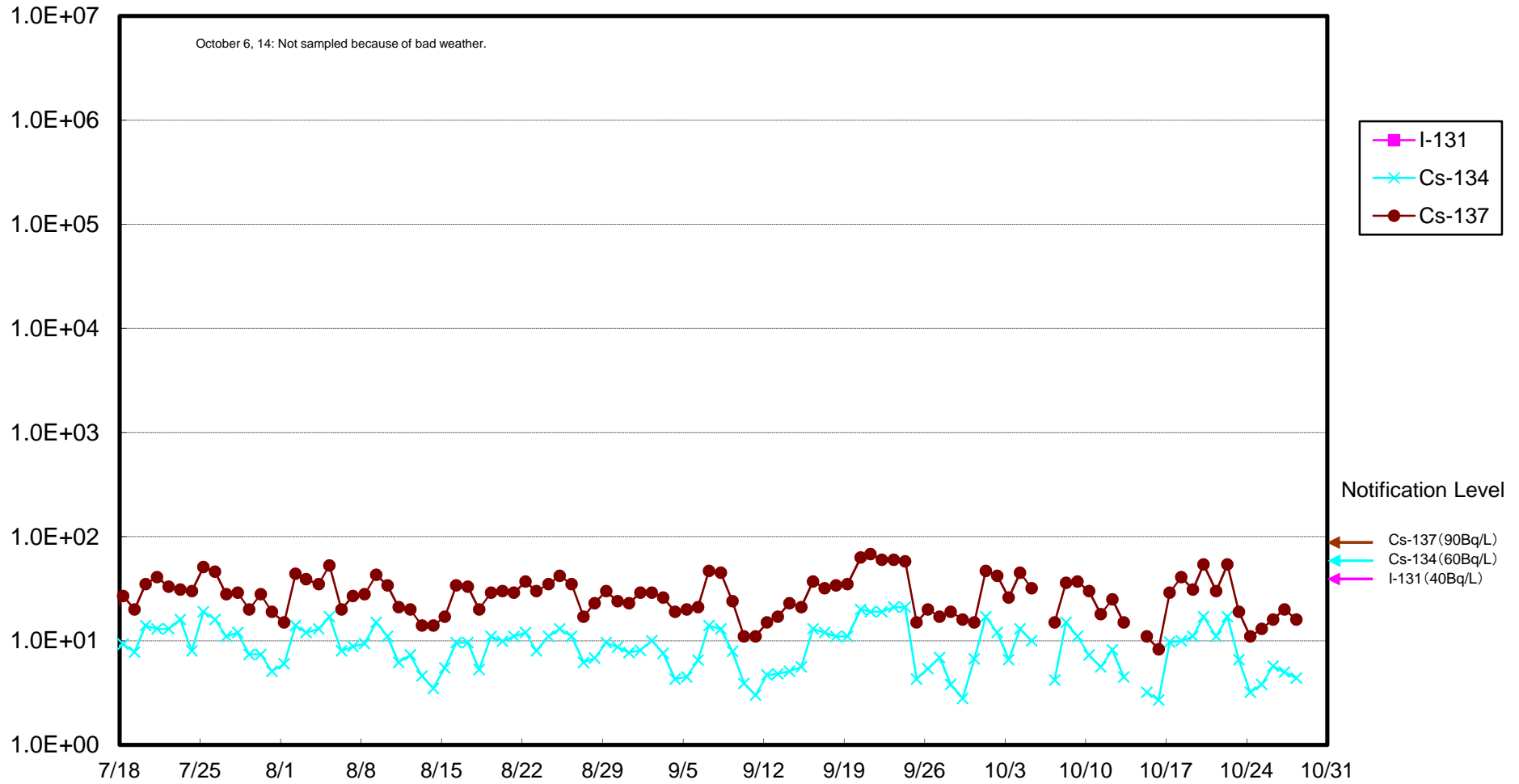
Radioactivity Density of the Seawater of Unit 2 Water Intake Canal at Fukushima Daiichi NPS (In front of Impermeable Wall) (Bq/L)



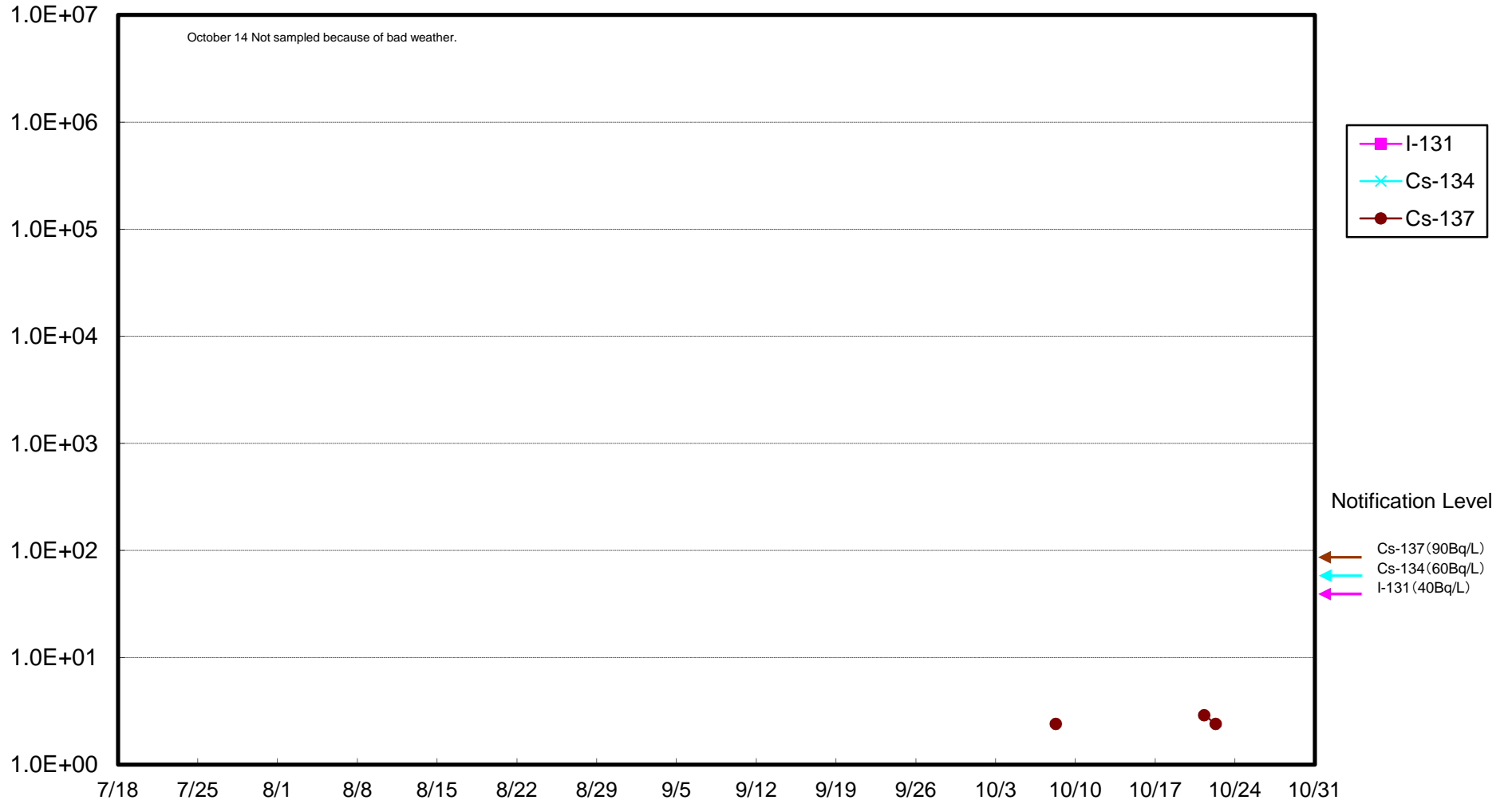
Radioactivity Density of the Seawater at Unit 4 Screen at Fukushima Daiichi NPS (Bq/L)



Radioactivity Density of the Seawater at the South of Unit 1-4 Water Intake (in front of Impermeable Wall) at Fukushima Daiichi NPS (Bq/L)



Radioactive Density of the Seawater in Front of Unit 6 Water Intake at Fukushima Daiichi NPS (Bq/L)



Radioactive Density of the Seawater in Port Center at Fukushima Daiichi NPS (Bq/L)

