

## Radioactivity Density of the Seawater in the Port of Fukushima Daiichi NPS &lt;1/2&gt;

(Data summarized on October 28)

Place of Sampling	Shallow Draft Quay at 1F *				Inside Unit 1-4 Water Intake Canal (North) at 1F (North side of East sea wall)		Unit 1 Water Intake Canal at Fukushima Daiichi NPS (In front of Impermeable Wall)		Unit 1 Water Intake Canal at Fukushima Daiichi NPS (In front of Impermeable Wall)		Seawater at Unit 4 Screen		② Density Limit Specified by the Reactor Regulation (Bq/L) (The density limit in the water outside the surrounding monitored areas is provided in section 6 of Appendix 2.)
	Time of Sampling	Oct 27, 2014 10:53 AM	N/A		Oct 27, 2014 6:48 AM	Oct 27, 2014 6:37 AM	Oct 27, 2014 6:39 AM	Oct 27, 2014 6:44 AM	Oct 27, 2014 6:39 AM	Oct 27, 2014 6:44 AM	Oct 27, 2014 6:44 AM		
Detected Nuclides (Half-life)	①Density of Sample (Bq/L)	Scaling Factor (①/②)	①Density of Sample (Bq/L)	Scaling Factor (①/②)	①Density of Sample (Bq/L)	Scaling Factor (①/②)	①Density of Sample (Bq/L)	Scaling Factor (①/②)	①Density of Sample (Bq/L)	Scaling Factor (①/②)	①Density of Sample (Bq/L)	Scaling Factor (①/②)	
I-131 (Approx. 8 days)	ND	-	-	-	ND	-	ND	-	ND	-	ND	-	40
Cs-134 (Approx. 2 years)	ND	-	-	-	5.2	0.09	4.9	0.08	4.4	0.07	9.6	0.16	60
Cs-137 (Approx. 30 years)	ND	-	-	-	16	0.18	18	0.20	19	0.21	24	0.27	90

\* The density specified by the Reactor Regulation is converted from Bq/cm<sup>3</sup> to Bq/L.

\* Data of other nuclides is under evaluation.

\* In the case of 2 nuclides or more, the sum of scaling factors to density limits is compared to 1.

\* "ND" indicates that the measurement result is below the detection limit.

I-131: Approx. 3Bq/L, Cs-134: Approx.2Bq/L, Cs-137: Approx.3Bq/L As the detection limit may vary depending on the detectors and sample properties, there are cases where nuclides below the detection limit are detected. \* The sampling will be performed after opening and closing of the silt fence.

Reference

Radioactivity Density of the Seawater in the Port of Fukushima Daiichi NPS <2/2>

(Data summarized on October 28)

Place of Sampling	Inside Unit 1-4 Water Intake Canal (South side) in front of Impermeable Wall )		Port Entrance of Fukushima Daiichi NPS *				In Front of Unit 6 Water Intake Canal at 1F		Port Center at Fukushima Daiichi NPS		/		② Density Limit Specified by the Reactor Regulation (Bq/L) (The density limit in the water outside the surrounding monitored areas is provided in section 6 of Appendix 2.)
	Time of Sampling	Oct 27, 2014 6:42 AM	Oct 27, 2014 7:21 AM	N/A		Oct 27, 2014 6:30 AM	Oct 27, 2014 6:49 AM	/					
Detected Nuclides (Half-life)	①Density of Sample (Bq/L)	Scaling Factor (①/②)	①Density of Sample (Bq/L)	Scaling Factor (①/②)	①Density of Sample (Bq/L)	Scaling Factor (①/②)	①Density of Sample (Bq/L)	Scaling Factor (①/②)	①Density of Sample (Bq/L)	Scaling Factor (①/②)	①Density of Sample (Bq/L)	Scaling Factor (①/②)	
I-131 (Approx. 8 days)	ND	-	ND	-	-	-	ND	-	ND	-	/		40
Cs-134 (Approx. 2 years)	5.0	0.08	ND	-	-	-	ND	-	ND	-	/		60
Cs-137 (Approx. 30 years)	20	0.22	ND	-	-	-	ND	-	3.8	0.04	/		90

\* The density specified by the Reactor Regulation is converted from Bq/cm<sup>3</sup> to Bq/L.

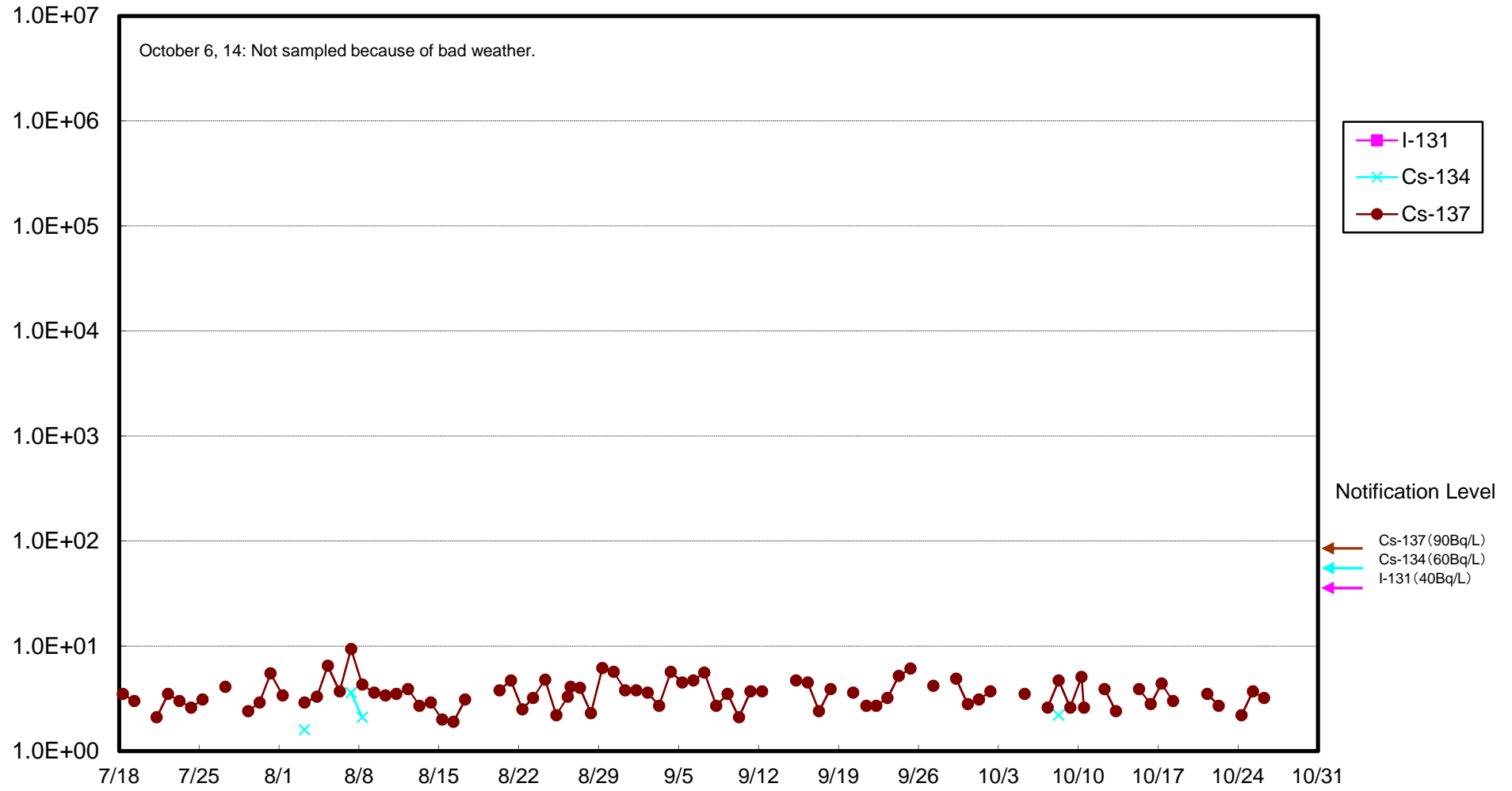
\* Data of other nuclides is under evaluation.

\* In the case of 2 nuclides or more, the sum of scaling factors to density limits is compared to 1.

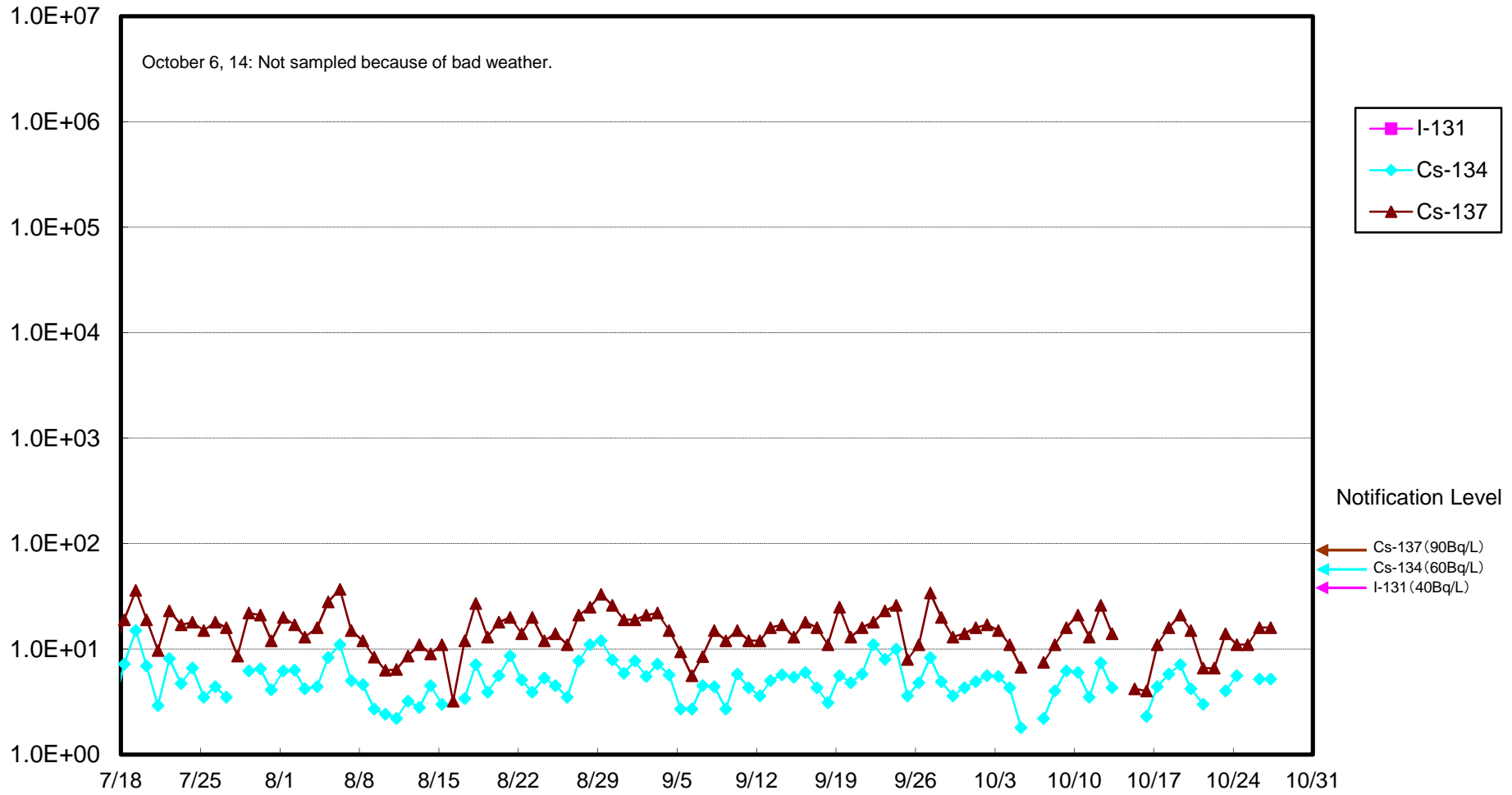
\* "ND" indicates that the measurement result is below the detection limit.

I-131: Approx. 2Bq/L, Cs-134: Approx.2Bq/L, Cs-137: Approx.3Bq/L As the detection limit may vary depending on the detectors and sample properties, there are cases where nuclides below the detection limit are detected. \* \* At these points, sampling is carried out once a week. (As for the port entrance, also sampled on the day the silt fence was opened/shut or covering work was carried out in the port.)

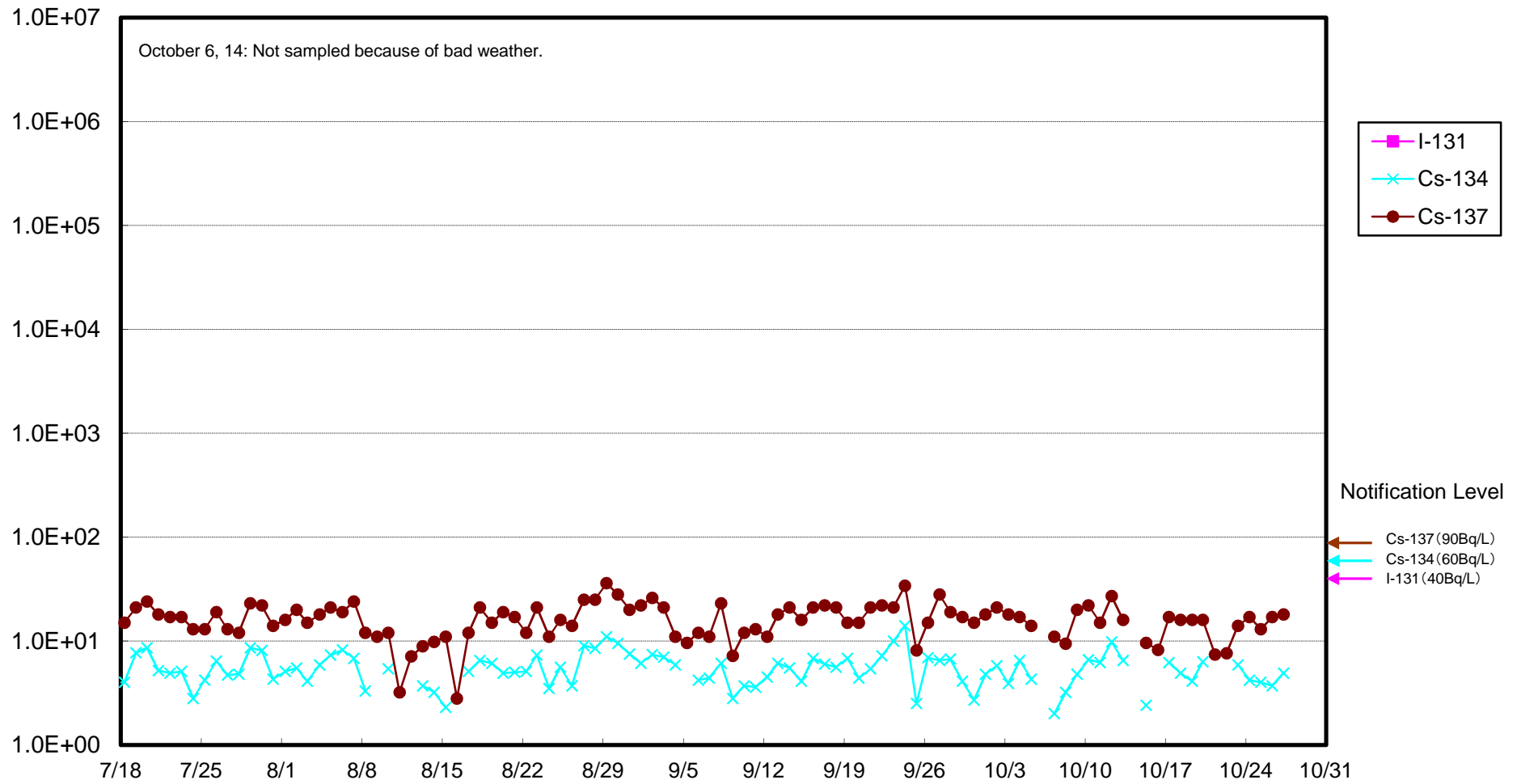
# Radioactivity Density of the Seawater in Front of the Shallow Draft Quay at 1F (Bq/L)



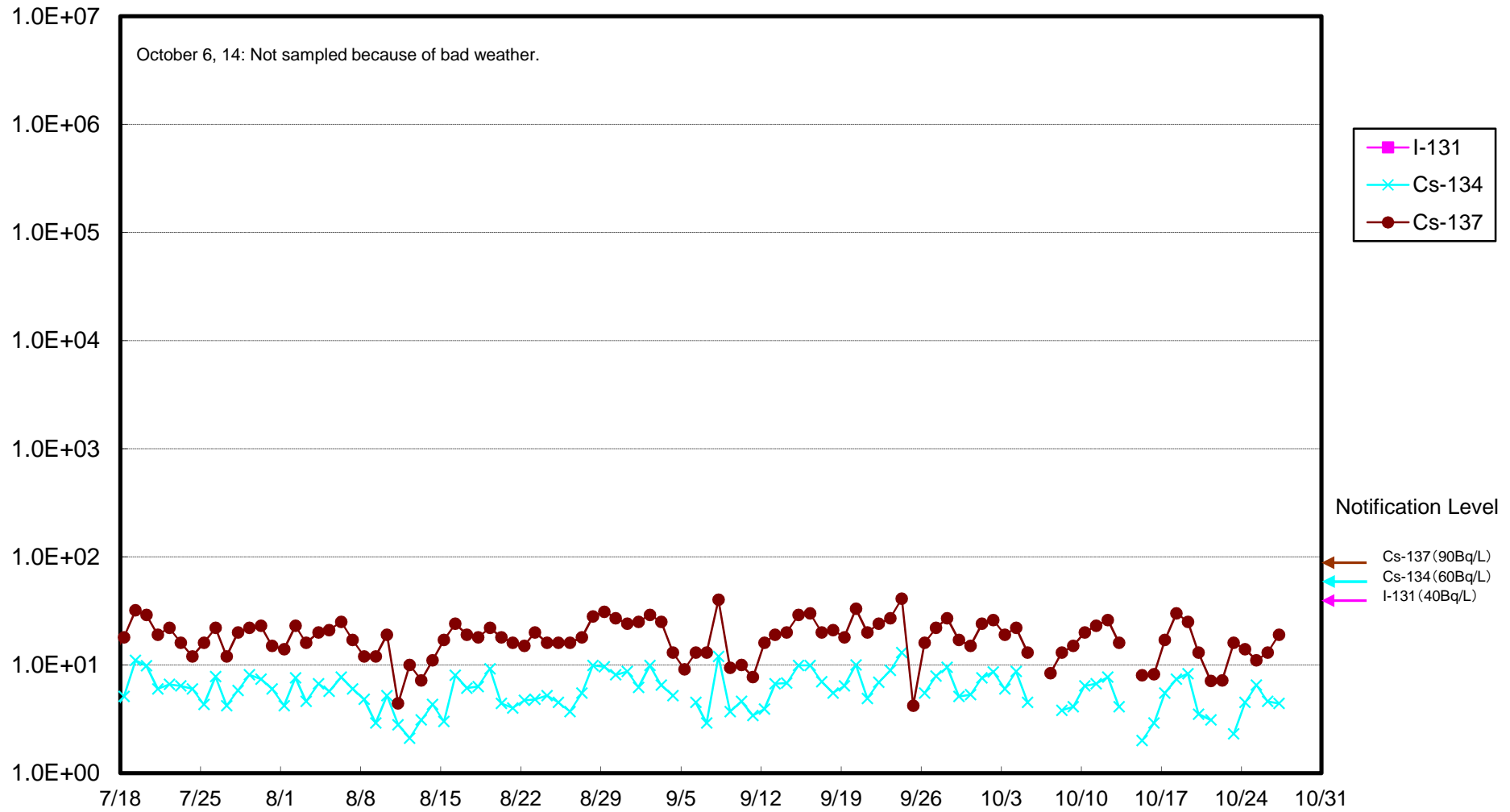
Radioactivity Density of the Seawater at the North of Unit 1-4 Water Intake (North of East Seawater Break of Fukushima Daiichi NPS (Bq/ L)



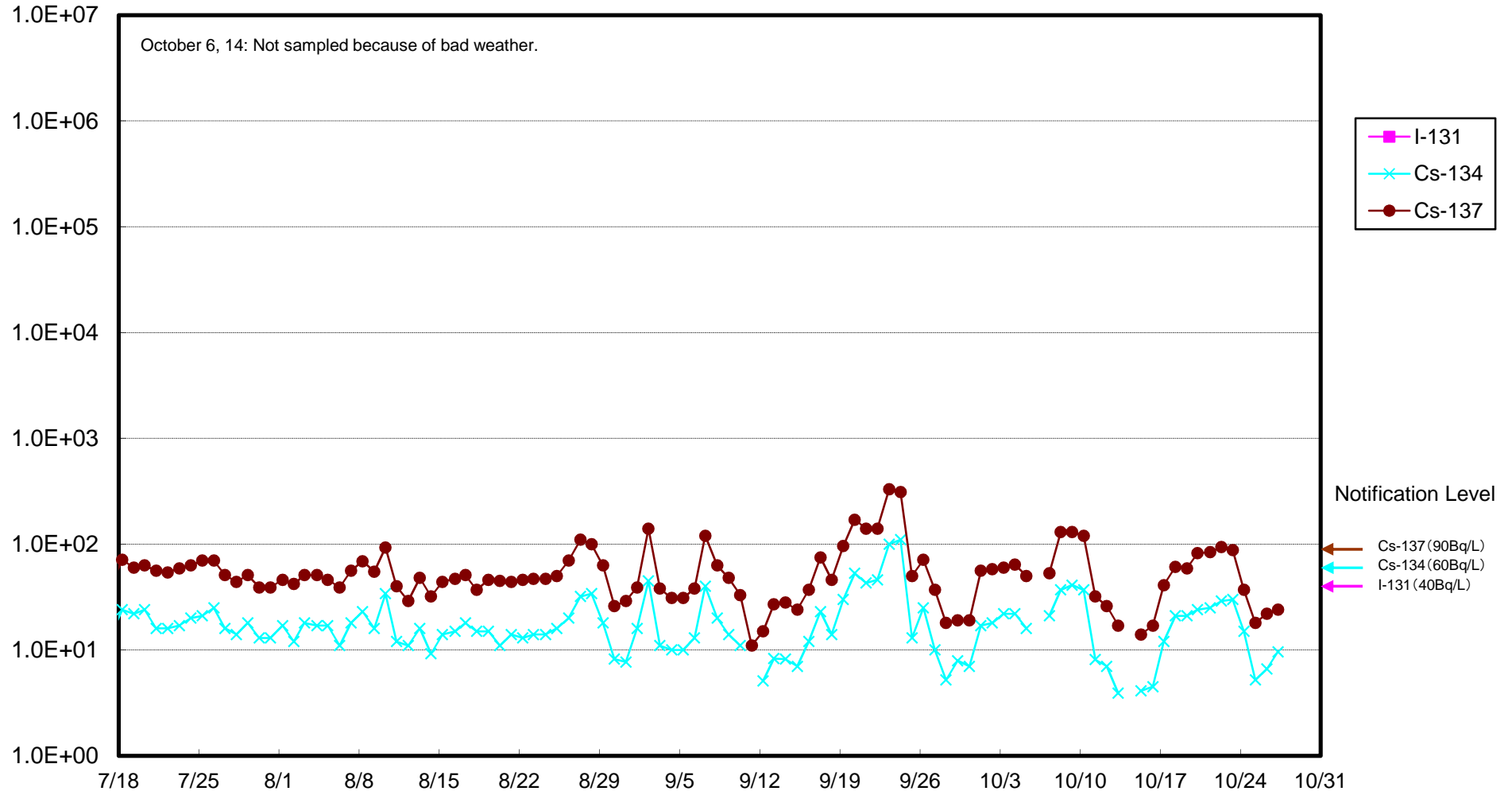
## Radioactivity Density of the Seawater of Unit 1 Water Intake Canal at Fukushima Daiichi NPS (In front of Impermeable Wall) (Bq/L)



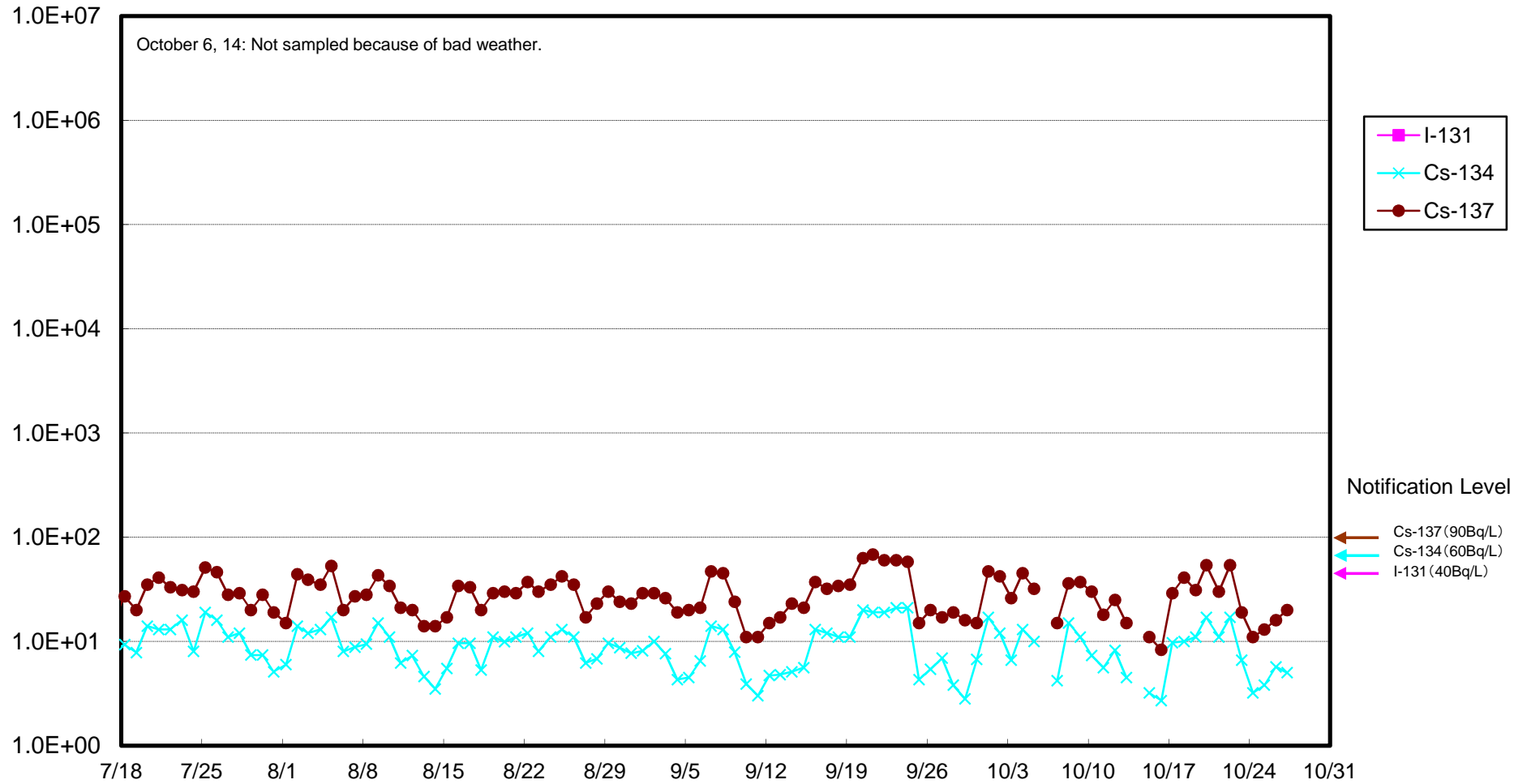
## Radioactivity Density of the Seawater of Unit 2 Water Intake Canal at Fukushima Daiichi NPS (In front of Impermeable Wall) (Bq/L)



Radioactivity Density of the Seawater at Unit 4 Screen at Fukushima Daiichi NPS (Bq/L)

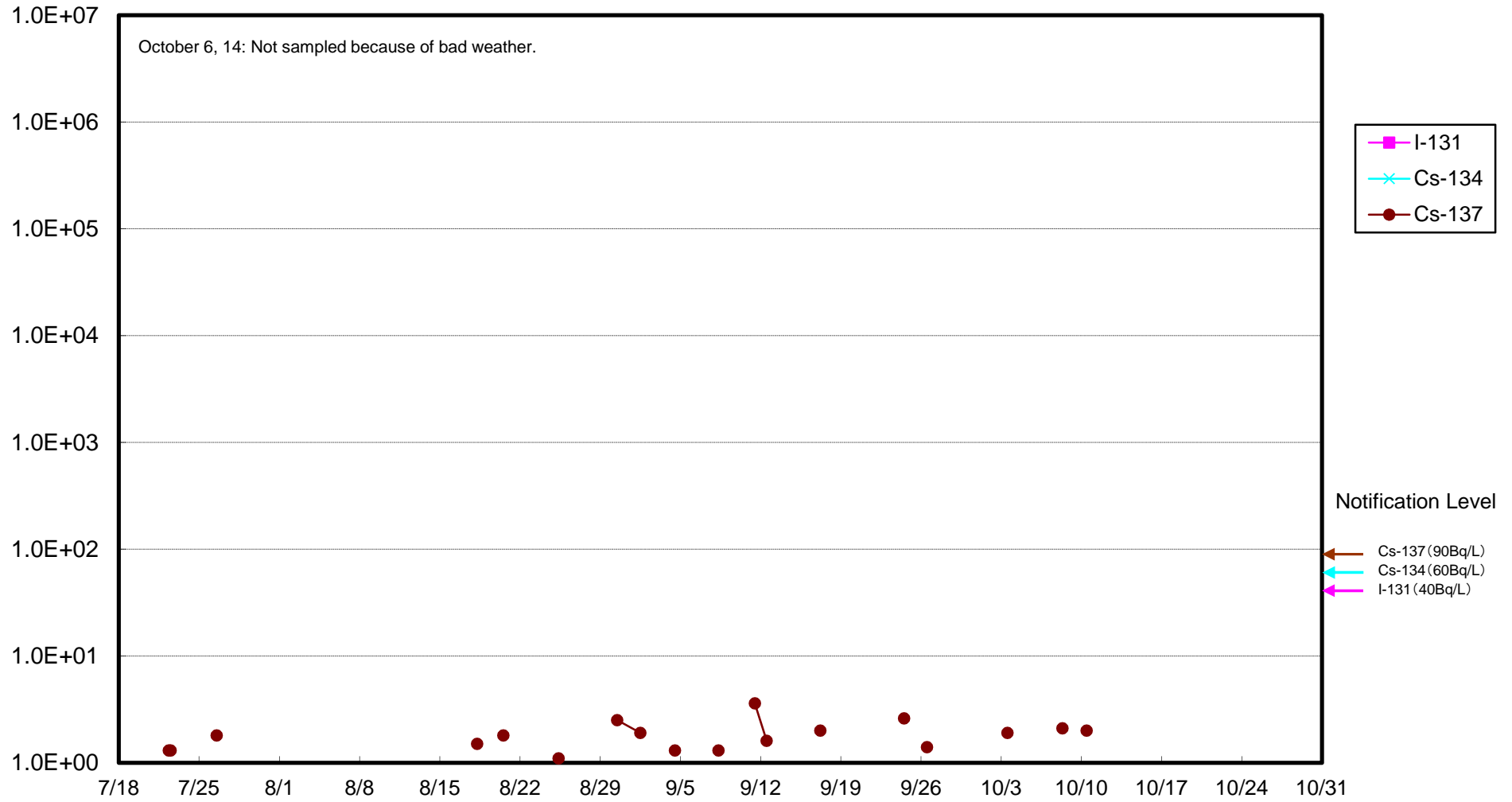


Radioactivity Density of the Seawater at the South of Unit 1-4 Water Intake (in front of Impermeable Wall) at Fukushima Daiichi NPS (Bq/L)

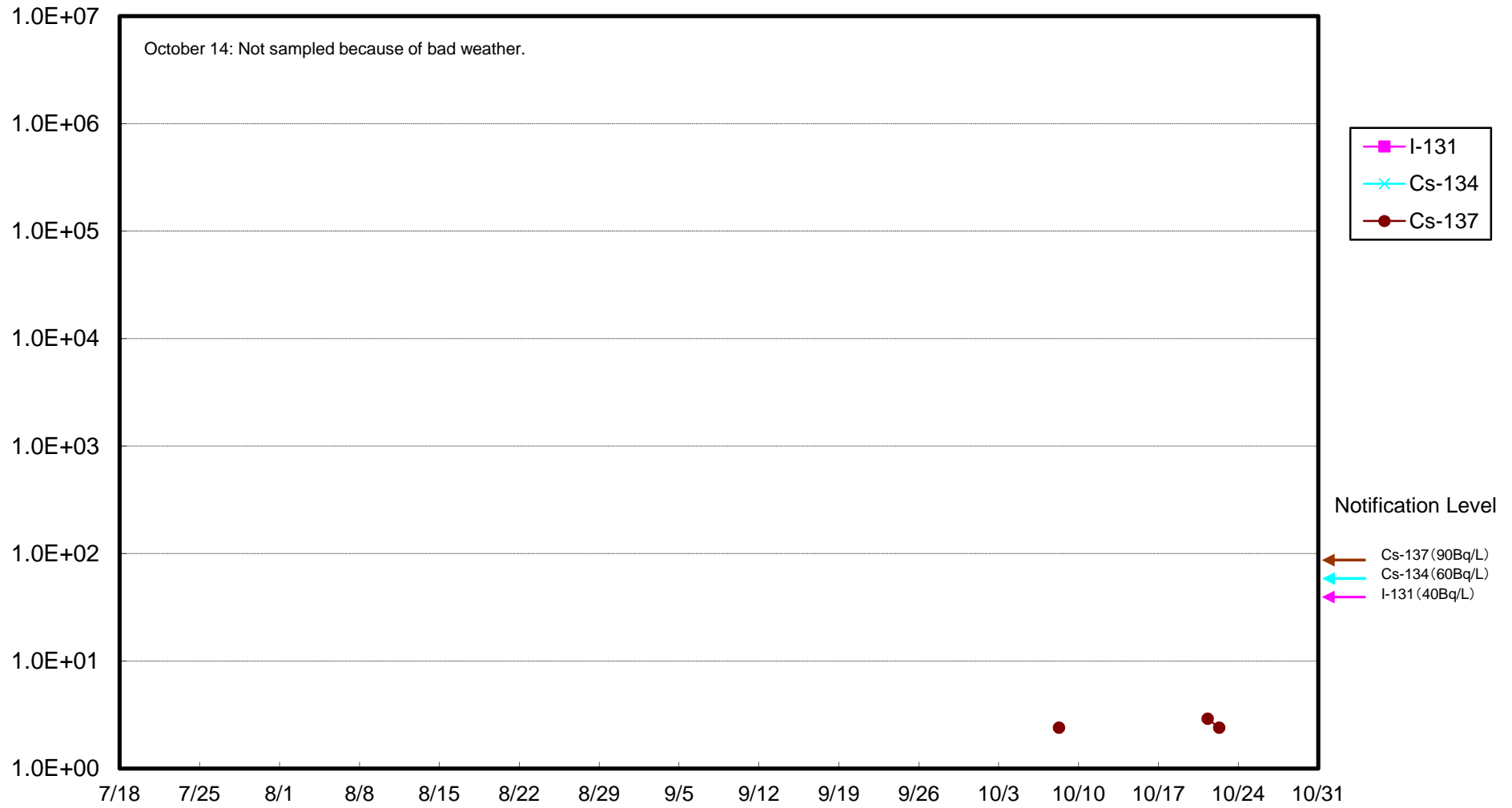




# Radioactivity Density of the Seawater at the Port Entrance of Fukushima Daiichi NPS (Bq/L)



Radioactive Density of the Seawater in Front of Unit 6 Water Intake at Fukushima Daiichi NPS (Bq/L)



# Radioactive Density of the Seawater in Port Center at Fukushima Daiichi NPS (Bq/L)

