

Radioactivity Density of the Seawater in the Port of Fukushima Daiichi NPS < 1/2 >

(Data summarized on August 21)

Place of Sampling	Shallow Draft Quay at Fukushima Daiichi NPS*				Inside Unit 1-4 Water Intake Canal (North) at Fukushima Daiichi NPS (North side of the East Seawall Break)		Unit 1 Water Intake Canal at Fukushima Daiichi NPS (In front of Impermeable Wall)		Unit 2 Water Intake Canal at Fukushima Daiichi NPS (In front of Impermeable Wall)		Seawater at Unit 4 Screen		② Density Limit Specified by the Reactor Regulation (Bq/L) (The density limit in the water outside the surrounding monitored areas is provided in section 6 of Appendix 2.)
Time of Sampling	Aug 20, 2014 7:25 AM		N/A		Aug 20, 2014 7:07 AM		Aug 20, 2014 7:18 AM		Aug 20, 2014 7:15 AM		Aug 20, 2014 7:10 AM		
Detected Nuclides (Half-life)	①Density of Sample (Bq/L)	Scaling Factor (①/②)	①Density of Sample (Bq/L)	Scaling Factor (①/②)	①Density of Sample (Bq/L)	Scaling Factor (①/②)	①Density of Sample (Bq/L)	Scaling Factor (①/②)	①Density of Sample (Bq/L)	Scaling Factor (①/②)	①Density of Sample (Bq/L)	Scaling Factor (①/②)	
I-131 (Approx. 8 days)	ND	-	-	-	ND	-	ND	-	ND	-	ND	-	40
Cs-134 (Approx. 2 years)	ND	-	-	-	5.6	0.09	4.9	0.08	4.4	0.07	11	0.18	60
Cs-137 (Approx. 30 years)	3.8	0.04	-	-	18	0.20	19	0.21	18	0.20	45	0.50	90

* The density specified by the Reactor Regulation is converted from Bq/cm³ to Bq/L.

* Data of other nuclides is under evaluation.

* In the case of more than 2 nuclides, the sum of scaling factors to density limits is compared to 1.

* "ND" indicates that the measurement result is below the detection limit.

I-131: Approx. 3Bq/L, Cs-134: Approx. 3Bq/L

As the detection limit may vary depending on the detectors and sample properties, there are cases where nuclides below the detection limit are detected.

* The sampling will be performed after opening and closing of the silt fence.

Radioactivity Density of the Seawater in the Port of Fukushima Daiichi NPS < 2/2 >

(Data summarized on August 21)

Place of Sampling	Inside Unit 1-4 Water Intake Canal (South) at Fukushima Daiichi NPS (in front of Impermeable Wall)		Port Entrance of Fukushima Daiichi NPS*				In Front of Unit 6* Water Intake Canal at Fukushima Daiichi NPS						② Density Limit Specified by the Reactor Regulation (Bq/L) (The density limit in the water outside the surrounding monitored areas is provided in section 6 of Appendix 2.)
	Time of Sampling	Aug 20, 2014 7:12 AM	Aug 19, 2014 12:30 PM	N/A		N/A							
Detected Nuclides (Half-life)	①Density of Sample (Bq/L)	Scaling Factor (①/②)	①Density of Sample (Bq/L)	Scaling Factor (①/②)	①Density of Sample (Bq/L)	Scaling Factor (①/②)	①Density of Sample (Bq/L)	Scaling Factor (①/②)	①Density of Sample (Bq/L)	Scaling Factor (①/②)	①Density of Sample (Bq/L)	Scaling Factor (①/②)	
I-131 (Approx. 8 days)	ND	-	ND	-	-	-	-	-					40
Cs-134 (Approx. 2 years)	9.9	0.17	ND	-	-	-	-	-					60
Cs-137 (Approx. 30 years)	30	0.33	ND	-	-	-	-	-					90

* The density specified by the Reactor Regulation is converted from Bq/cm³ to Bq/L.

* Data of other nuclides is under evaluation.

* In the case of more than 2 nuclides, the sum of scaling factors to density limits is compared to 1.

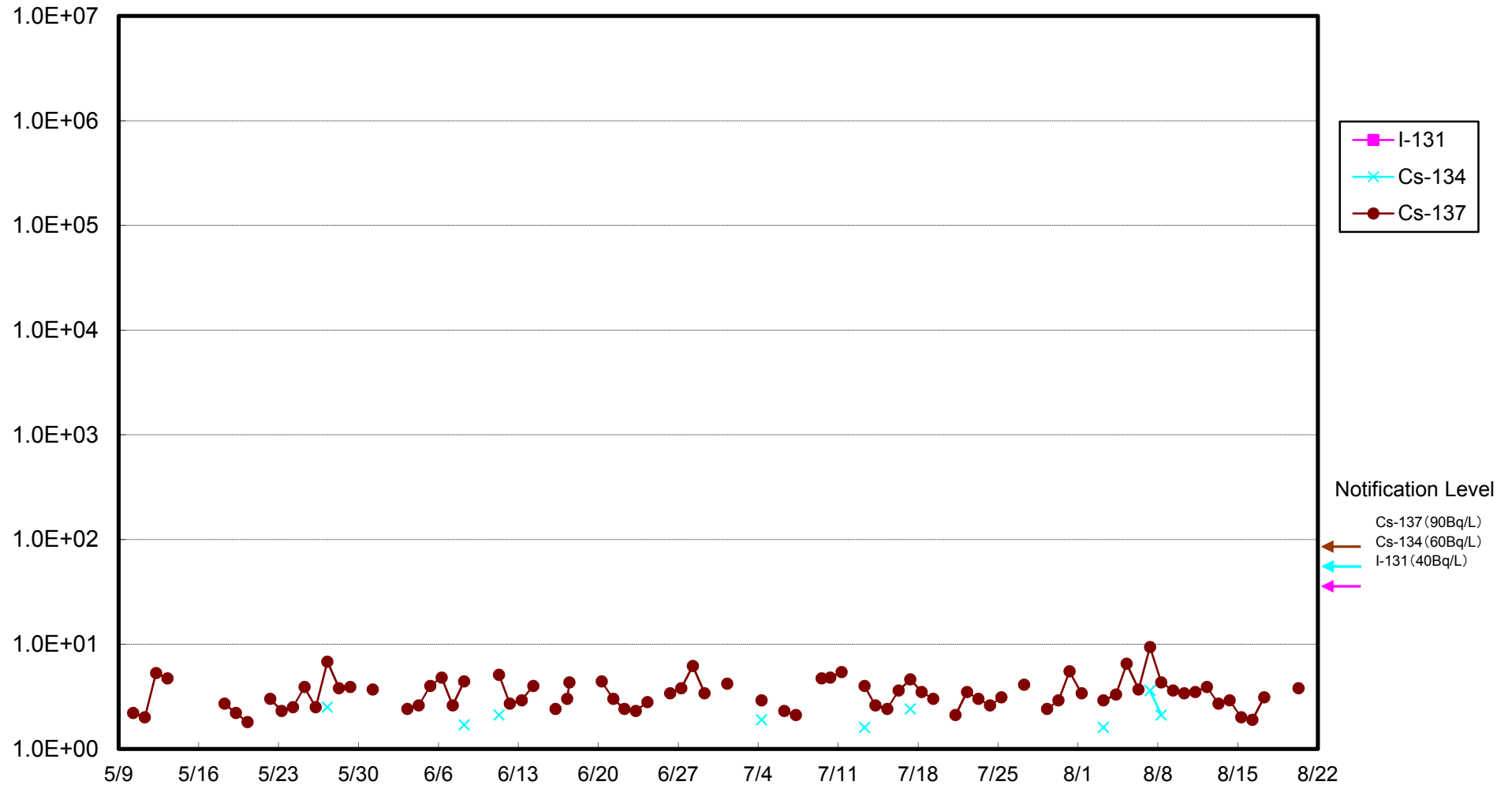
* "ND" indicates that the measurement result is below the detection limit.

I-131: Approx. 2Bq/L, Cs-134: Approx.1Bq/L, Cs-137: Approx.1Bq/L

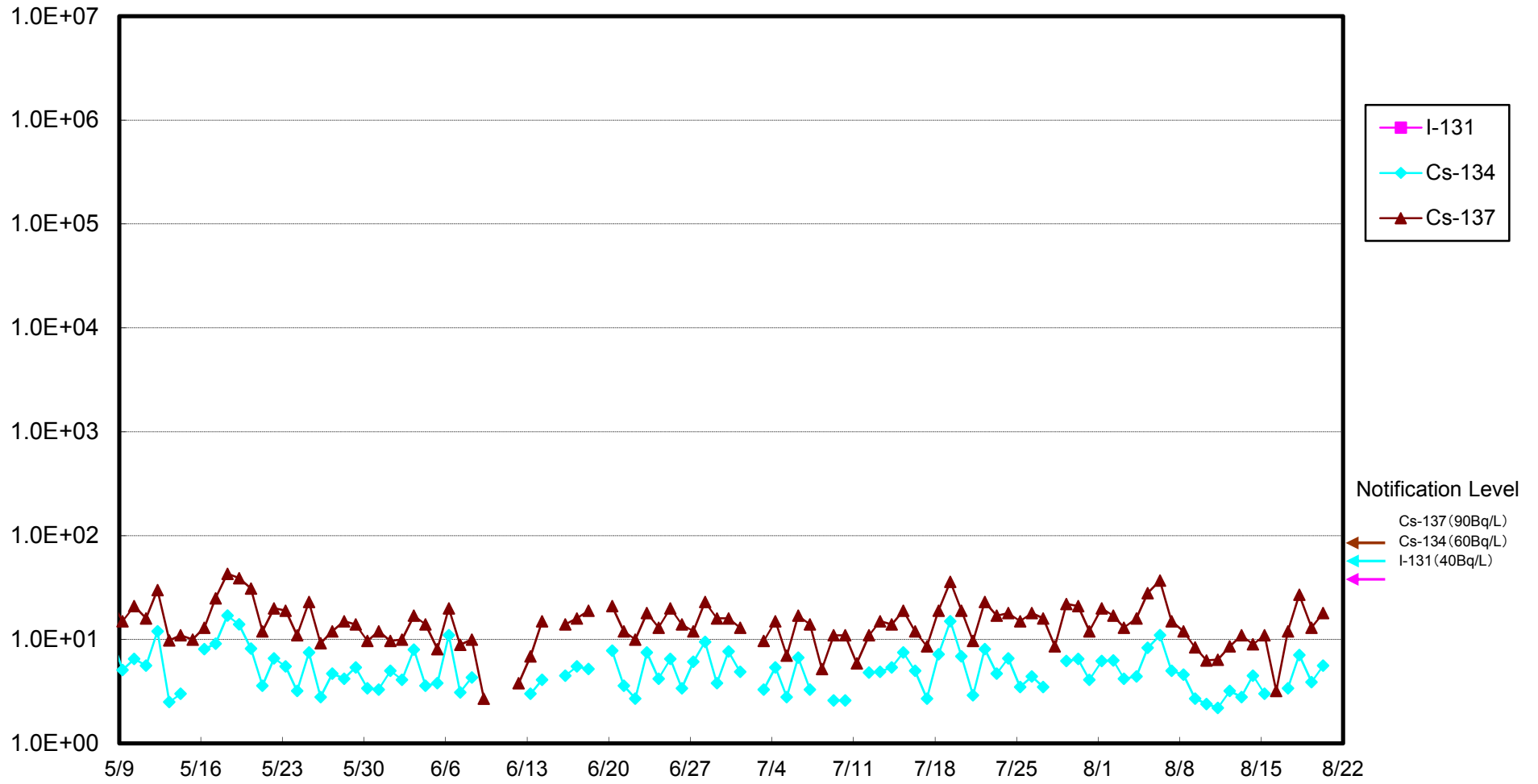
As the detection limit may vary depending on the detectors and sample properties, there are cases where nuclides below the detection limit are detected.

* The sampling will be performed after opening and closing of the silt fence.

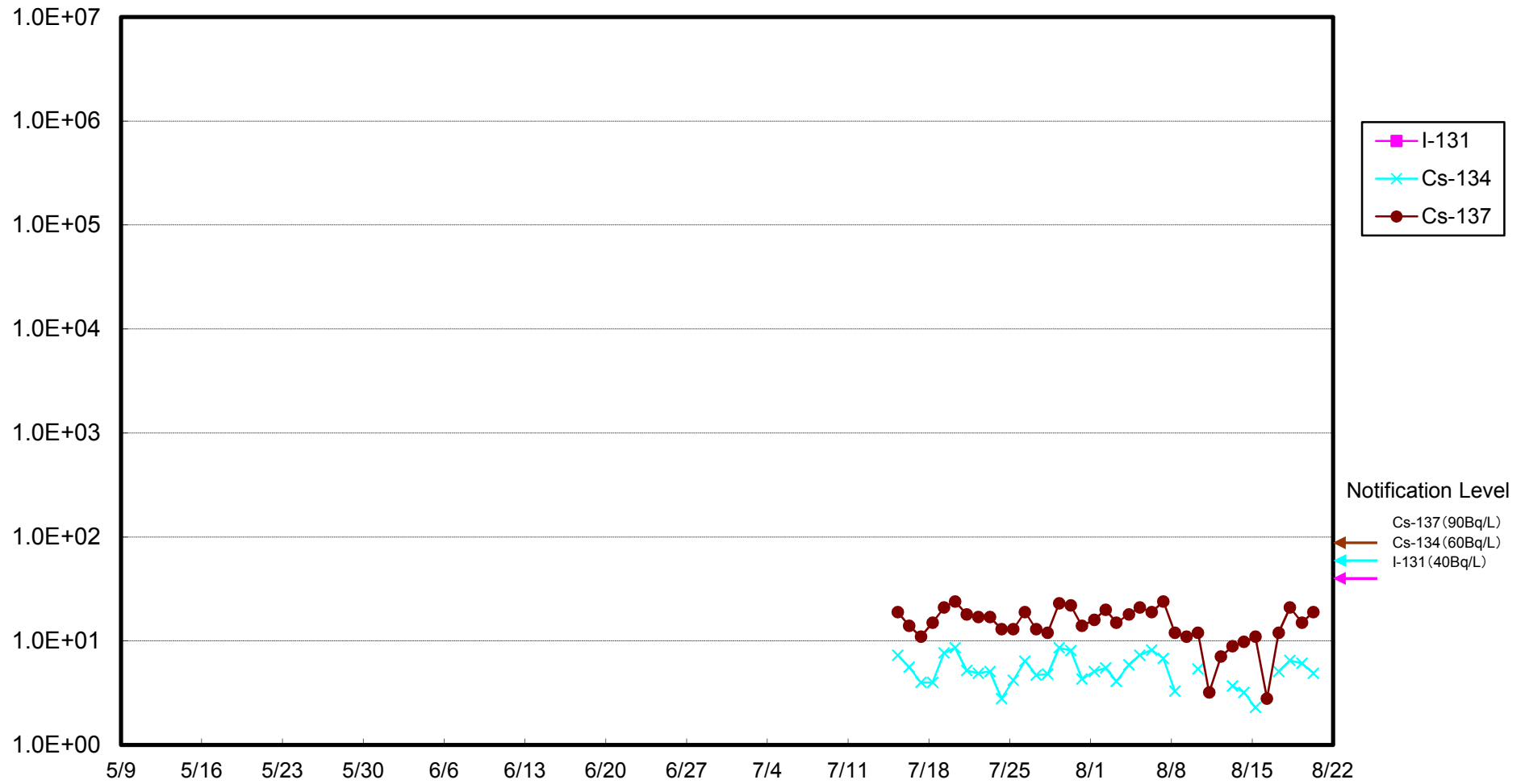
Radioactivity Density of the Seawater in Front of the Shallow Draft Quay at 1F (Bq/L)



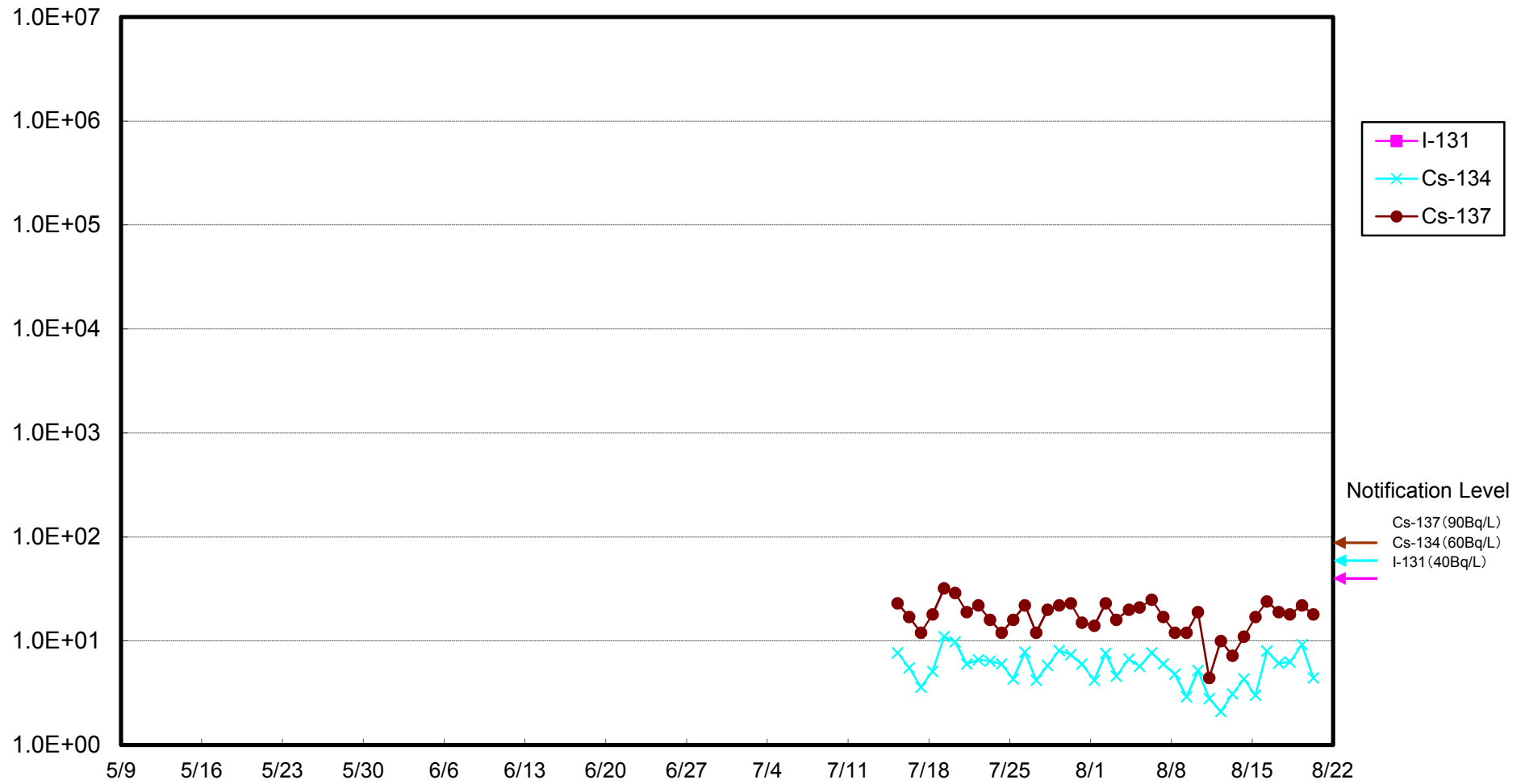
Radioactivity Density of the Seawater at the North of Unit 1-4 Water Intake (North of East Seawater Break of Fukushima Daiichi NPS (Bq/ L)



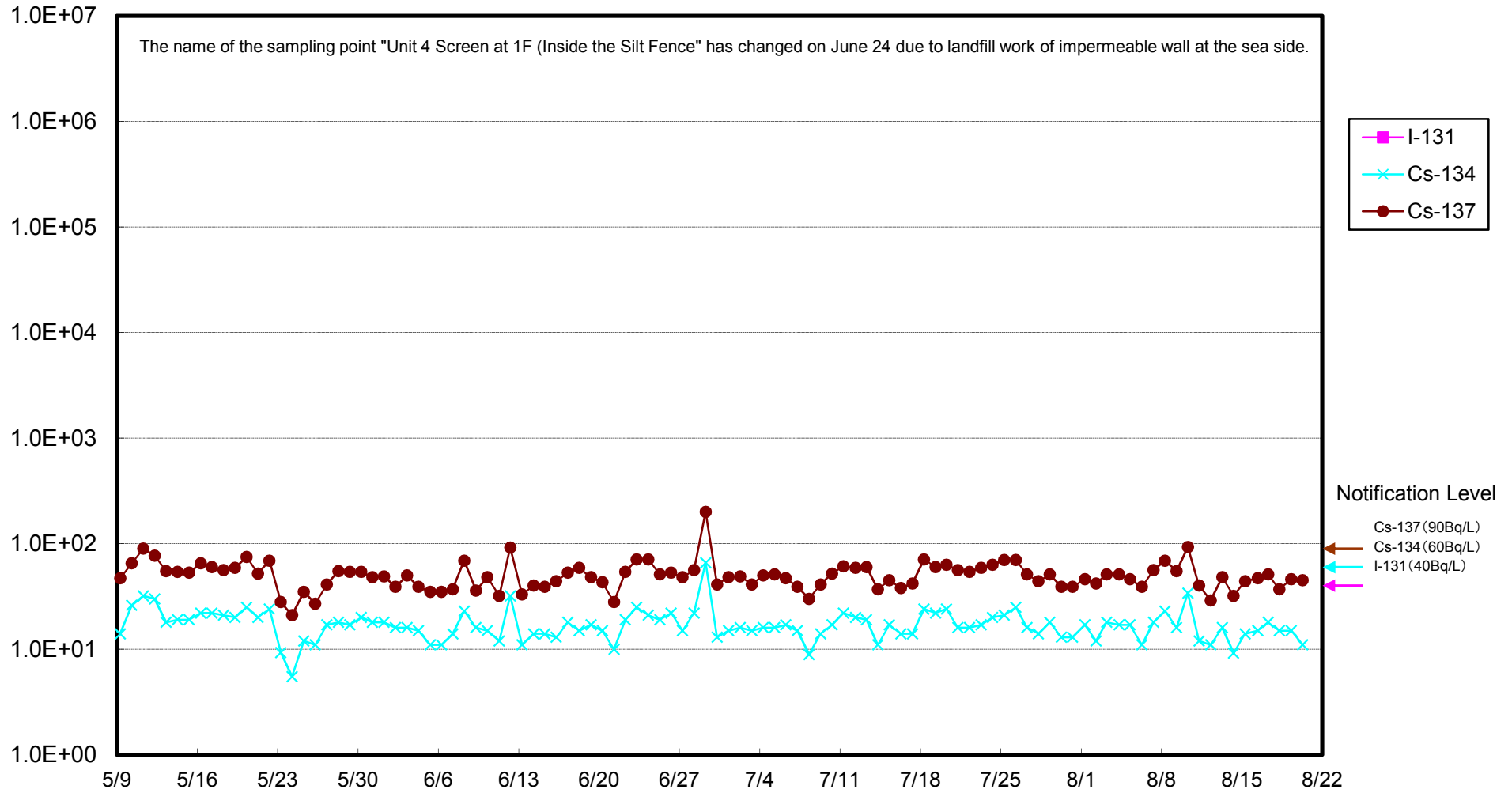
Radioactivity Density of the Seawater of Unit 1 Water Intake Canal at Fukushima Daiichi NPS (In front of Impermeable Wall) (Bq/L)



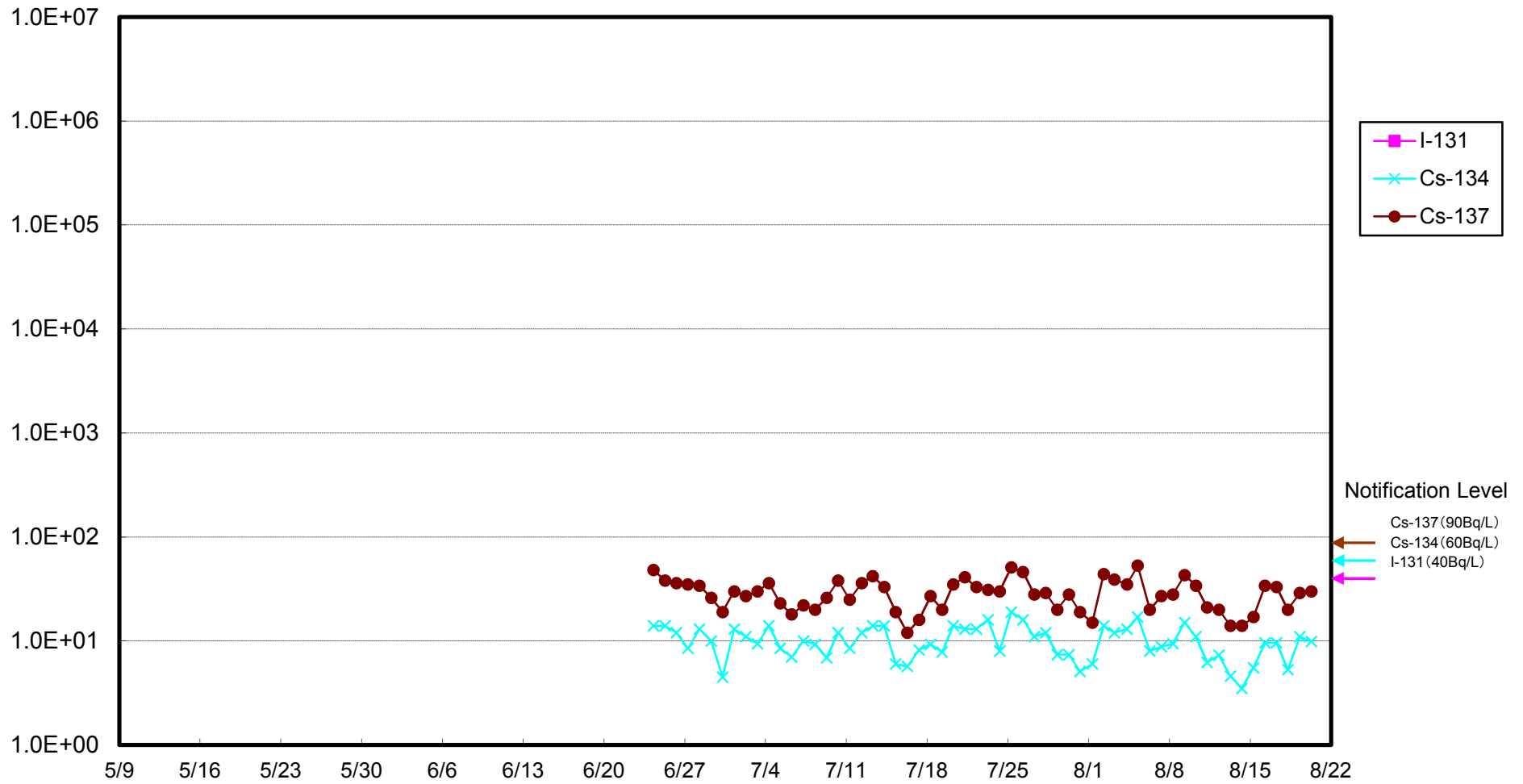
Radioactivity Density of the Seawater of Unit 2 Water Intake Canal at Fukushima Daiichi NPS (In front of Impermeable Wall) (Bq/L)



Radioactivity Density of the Seawater at Unit 4 Screen at Fukushima Daiichi NPS (Bq/L)



Radioactivity Density of the Seawater at the South of Unit 1-4 Water Intake (in front of Impermeable Wall) at Fukushima Daiichi NPS (Bq/L)



Radioactivity Density of the Seawater at the Port Entrance of Fukushima Daiichi NPS (Bq/L)

