

## Radioactivity Density of the Seawater in the Port of Fukushima Daiichi NPS &lt; 1/2 &gt;

(Data summarized on August 5)

Place of Sampling	Shallow Draft Quay at Fukushima Daiichi NPS*				Inside Unit 1-4 Water Intake Canal (North) at Fukushima Daiichi NPS (North side of the East Seawall Break)		Unit 1 Water Intake Canal at Fukushima Daiichi NPS (In front of Impermeable Wall)		Unit 2 Water Intake Canal at Fukushima Daiichi NPS (In front of Impermeable Wall)		Seawater at Unit 4 Screen		② Density Limit Specified by the Reactor Regulation (Bq/L) (The density limit in the water outside the surrounding monitored areas is provided in section 6 of Appendix 2.)
	Time of Sampling	Aug 4, 2014 7:45 AM	N/A		Aug 4, 2014 6:50 AM	Aug 4, 2014 7:39 AM	Aug 4, 2014 7:38 AM	Aug 4, 2014 7:30 AM					
Detected Nuclides (Half-life)	①Density of Sample (Bq/L)	Scaling Factor (①/②)	①Density of Sample (Bq/L)	Scaling Factor (①/②)	①Density of Sample (Bq/L)	Scaling Factor (①/②)	①Density of Sample (Bq/L)	Scaling Factor (①/②)	①Density of Sample (Bq/L)	Scaling Factor (①/②)	①Density of Sample (Bq/L)	Scaling Factor (①/②)	
I-131 (Approx. 8 days)	ND	-	-	-	ND	-	ND	-	ND	-	ND	-	40
Cs-134 (Approx. 2 years)	ND	-	-	-	4.4	0.07	5.9	0.10	6.7	0.11	17	0.28	60
Cs-137 (Approx. 30 years)	3.3	0.04	-	-	16	0.18	18	0.20	20	0.22	51	0.57	90

\* The density specified by the Reactor Regulation is converted from Bq/cm<sup>3</sup> to Bq/L.

\* Data of other nuclides is under evaluation.

\* In the case of more than 2 nuclides, the sum of scaling factors to density limits is compared to 1.

\* "ND" indicates that the measurement result is below the detection limit.

I-131: Approx. 3Bq/L, Cs-134: Approx. 4Bq/L

As the detection limit may vary depending on the detectors and sample properties, there are cases where nuclides below the detection limit are detected.

\* The sampling will be performed after opening and closing of the silt fence.

## Radioactivity Density of the Seawater in the Port of Fukushima Daiichi NPS &lt; 2/2 &gt;

(Data summarized on August 5)

Place of Sampling	Inside Unit 1-4 Water Intake Canal (South) at Fukushima Daiichi NPS (in front of Impermeable Wall)		Port Entrance of Fukushima Daiichi NPS*				In Front of Unit 6* Water Intake Canal at Fukushima Daiichi NPS						② Density Limit Specified by the Reactor Regulation (Bq/L) (The density limit in the water outside the surrounding monitored areas is provided in section 6 of Appendix 2.)
	Time of Sampling	Aug 4, 2014 7:34 AM	Aug 3, 2014 12:00 PM	Aug 4, 2014 9:33 AM	Aug 4, 2014 7:11 AM	Aug 4, 2014 7:11 AM	Aug 4, 2014 7:11 AM	Aug 4, 2014 7:11 AM	Aug 4, 2014 7:11 AM	Aug 4, 2014 7:11 AM	Aug 4, 2014 7:11 AM	Aug 4, 2014 7:11 AM	
Detected Nuclides (Half-life)	①Density of Sample (Bq/L)	Scaling Factor (①/②)	①Density of Sample (Bq/L)	Scaling Factor (①/②)	①Density of Sample (Bq/L)	Scaling Factor (①/②)	①Density of Sample (Bq/L)	Scaling Factor (①/②)	①Density of Sample (Bq/L)	Scaling Factor (①/②)	①Density of Sample (Bq/L)	Scaling Factor (①/②)	
I-131 (Approx. 8 days)	ND	-	ND	-	ND	-	ND	-					40
Cs-134 (Approx. 2 years)	13	0.22	ND	-	ND	-	ND	-					60
Cs-137 (Approx. 30 years)	35	0.39	ND	-	ND	-	ND	-					90

\* The density specified by the Reactor Regulation is converted from Bq/cm<sup>3</sup> to Bq/L.

\* Data of other nuclides is under evaluation.

\* In the case of more than 2 nuclides, the sum of scaling factors to density limits is compared to 1.

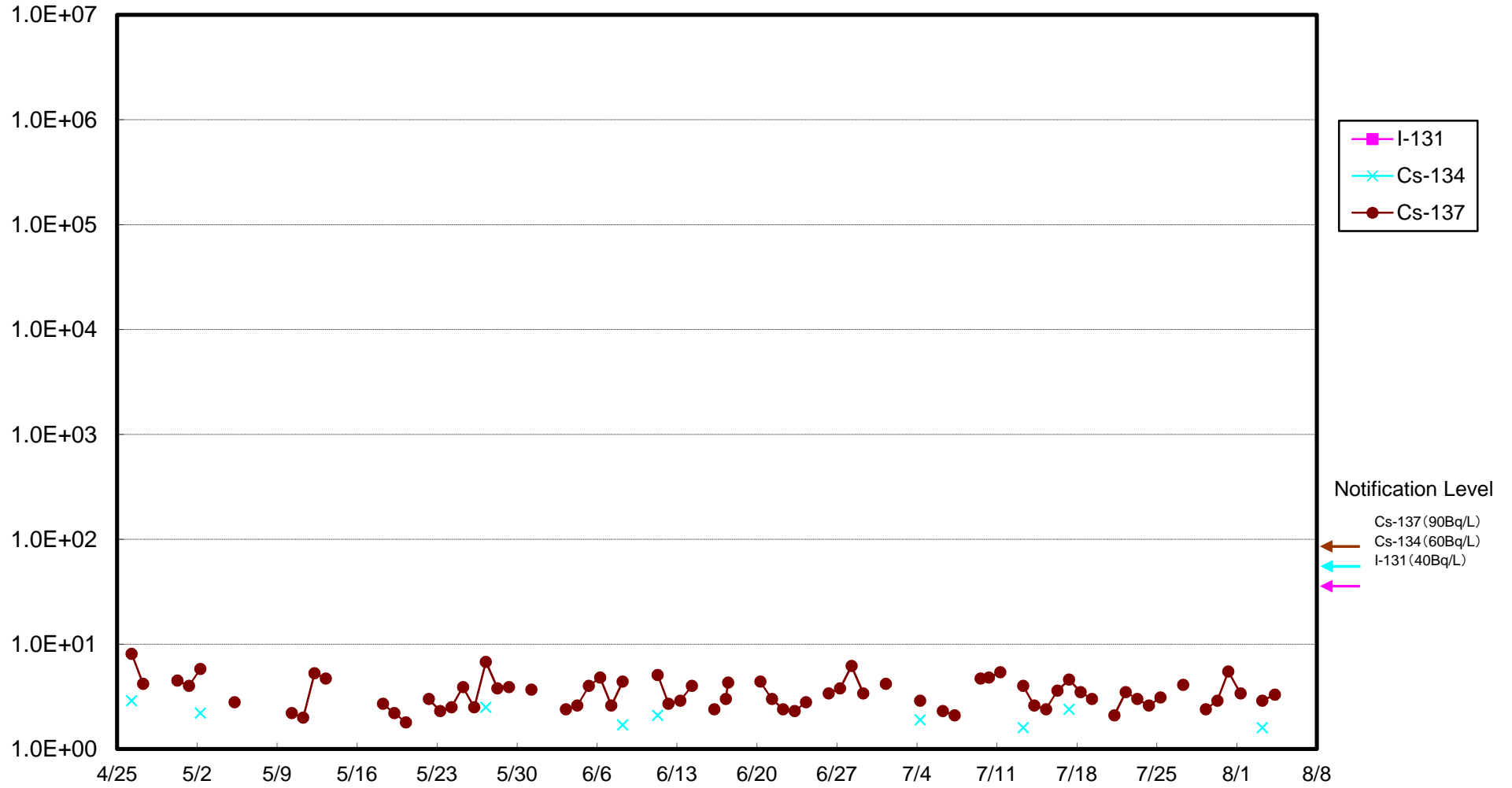
\* "ND" indicates that the measurement result is below the detection limit.

I-131: Approx. 2Bq/L, Cs-134: Approx.3Bq/L, Cs-137: Approx.2Bq/L

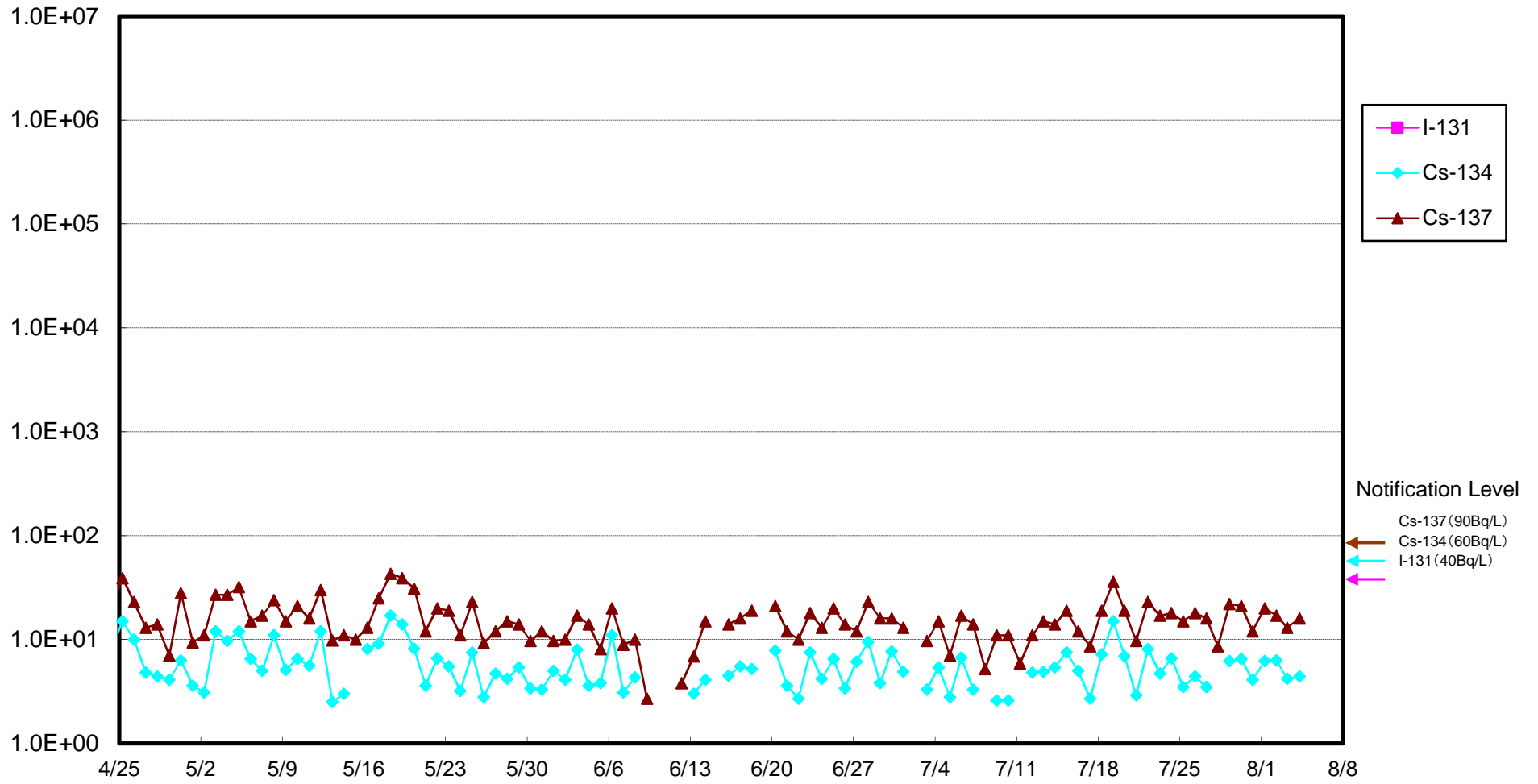
As the detection limit may vary depending on the detectors and sample properties, there are cases where nuclides below the detection limit are detected.

\* The sampling will be performed after opening and closing of the silt fence.

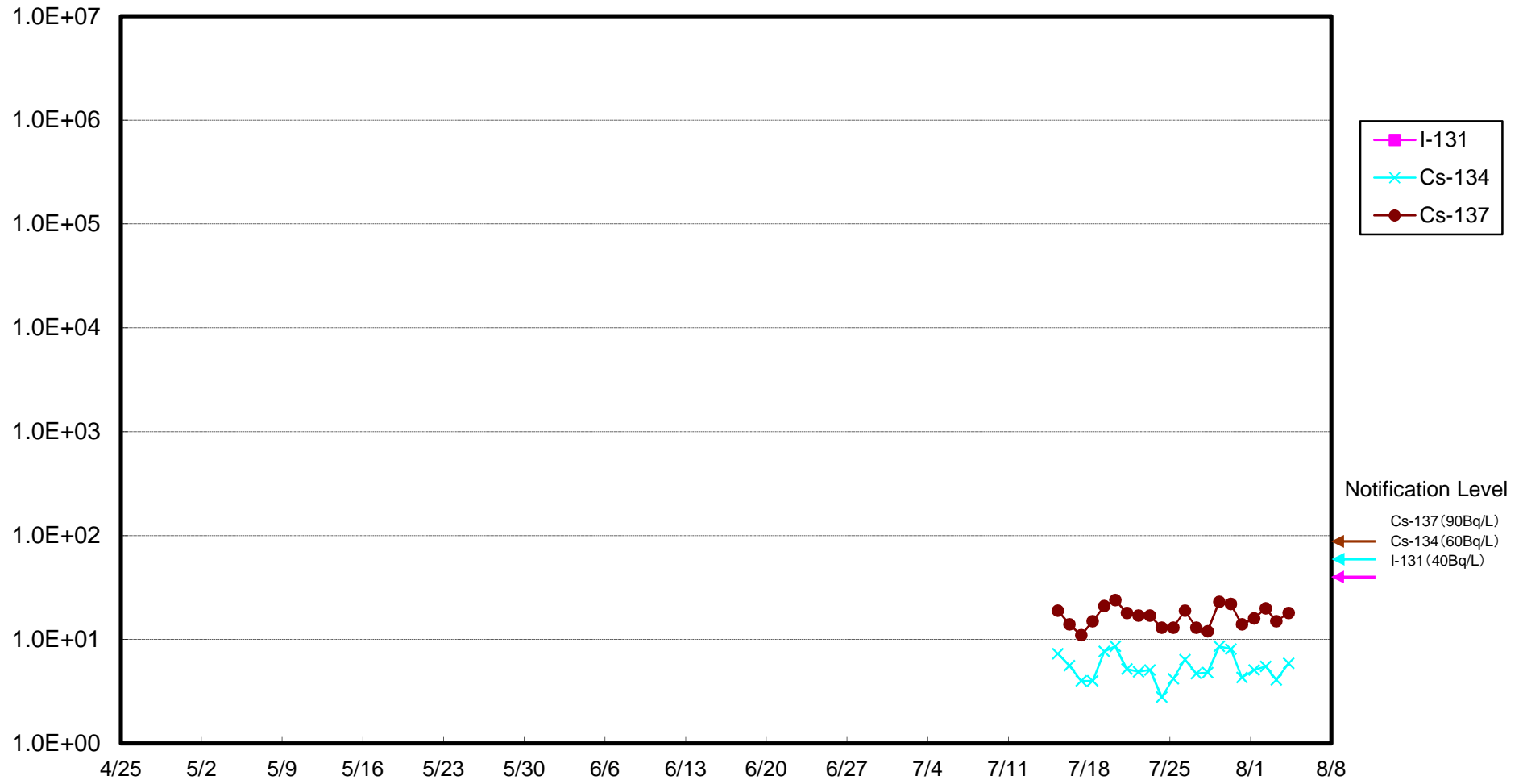
Radioactivity Density of the Seawater in Front of the Shallow Draft Quay at 1F (Bq/L)



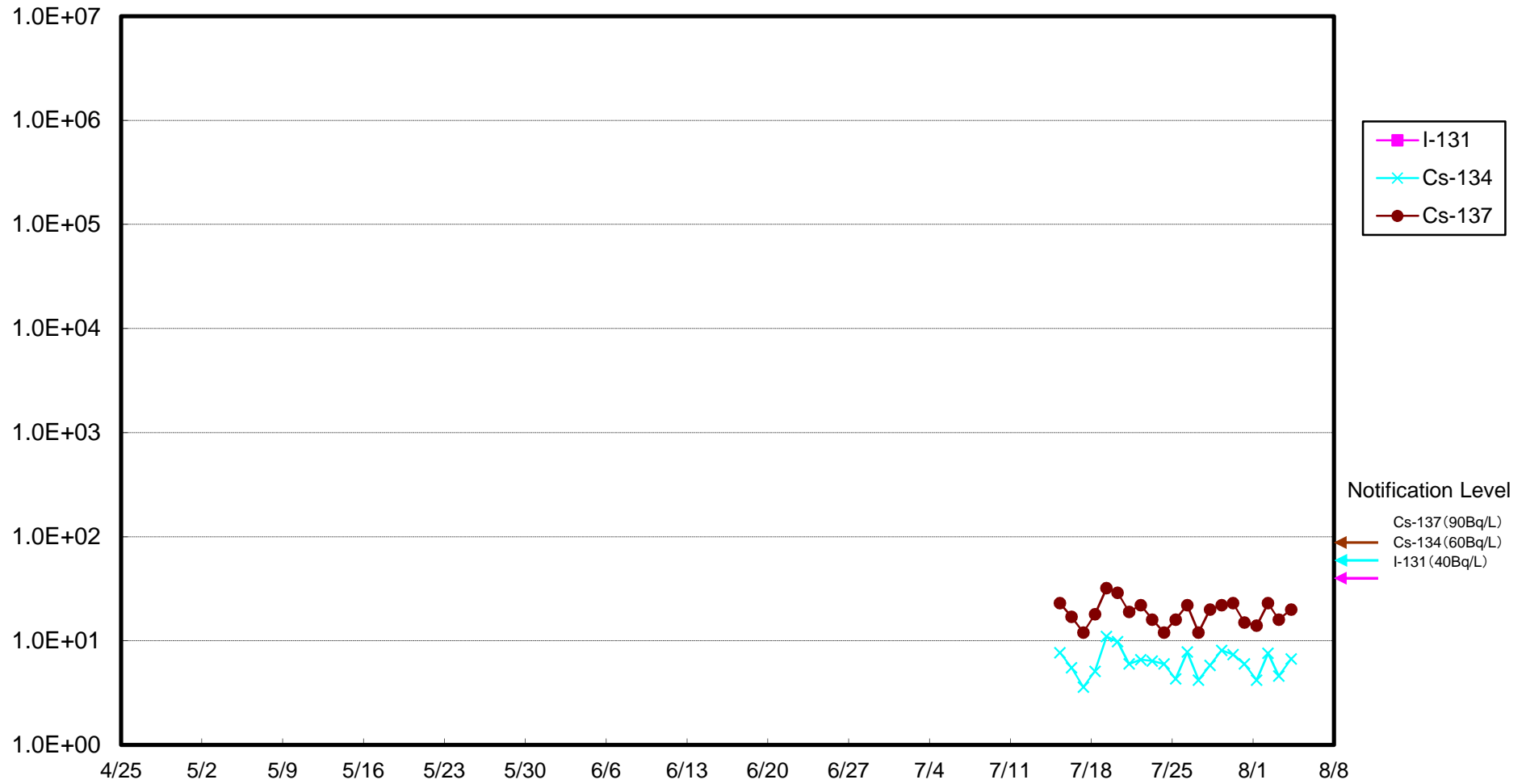
Radioactivity Density of the Seawater at the North of Unit 1-4 Water Intake (North of East Seawater Break of Fukushima Daiichi NPS (Bq/ L)



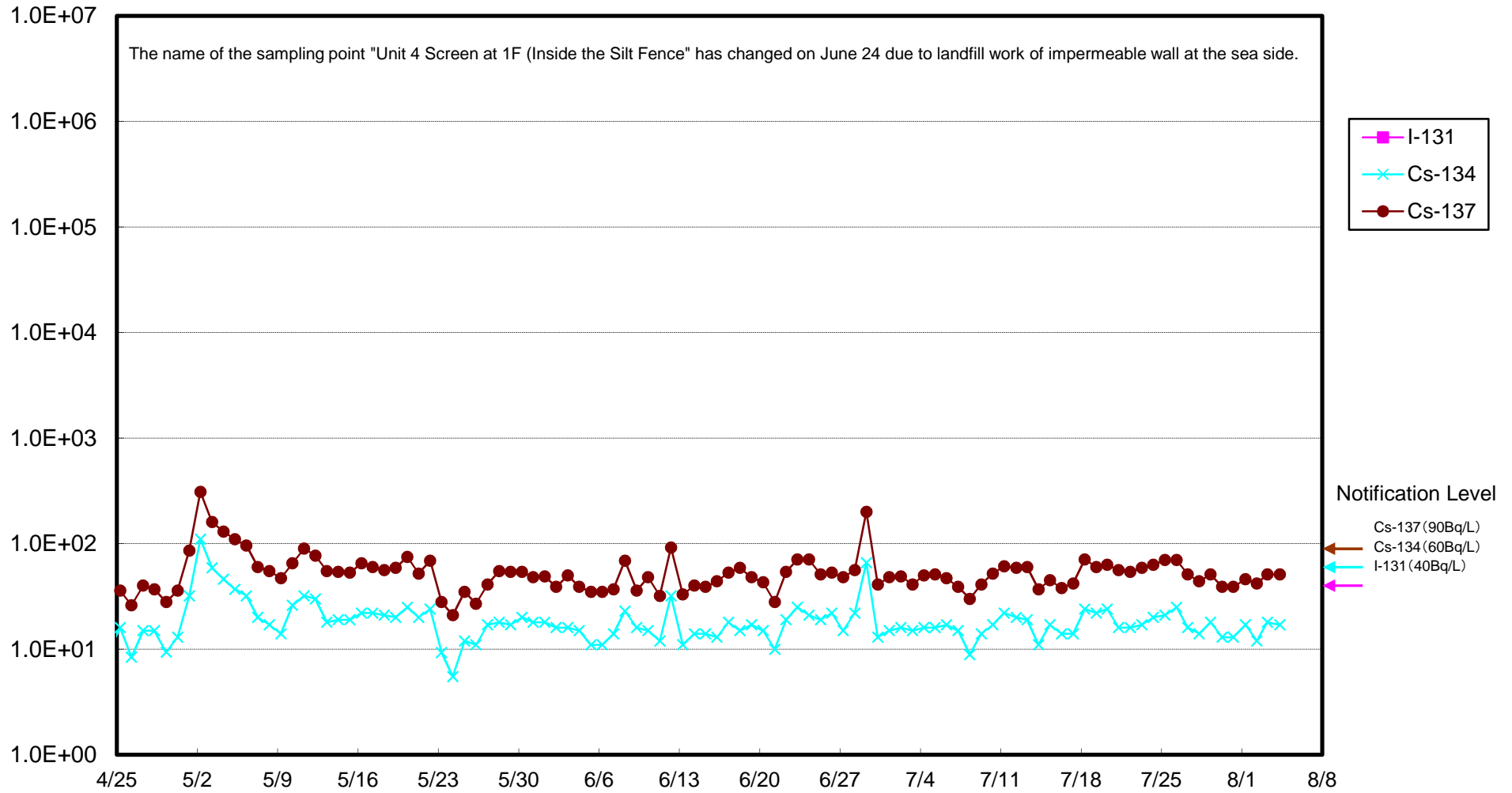
Radioactivity Density of the Seawater of Unit 1 Water Intake Canal at Fukushima Daiichi NPS (In front of Impermeable Wall) (Bq/L)



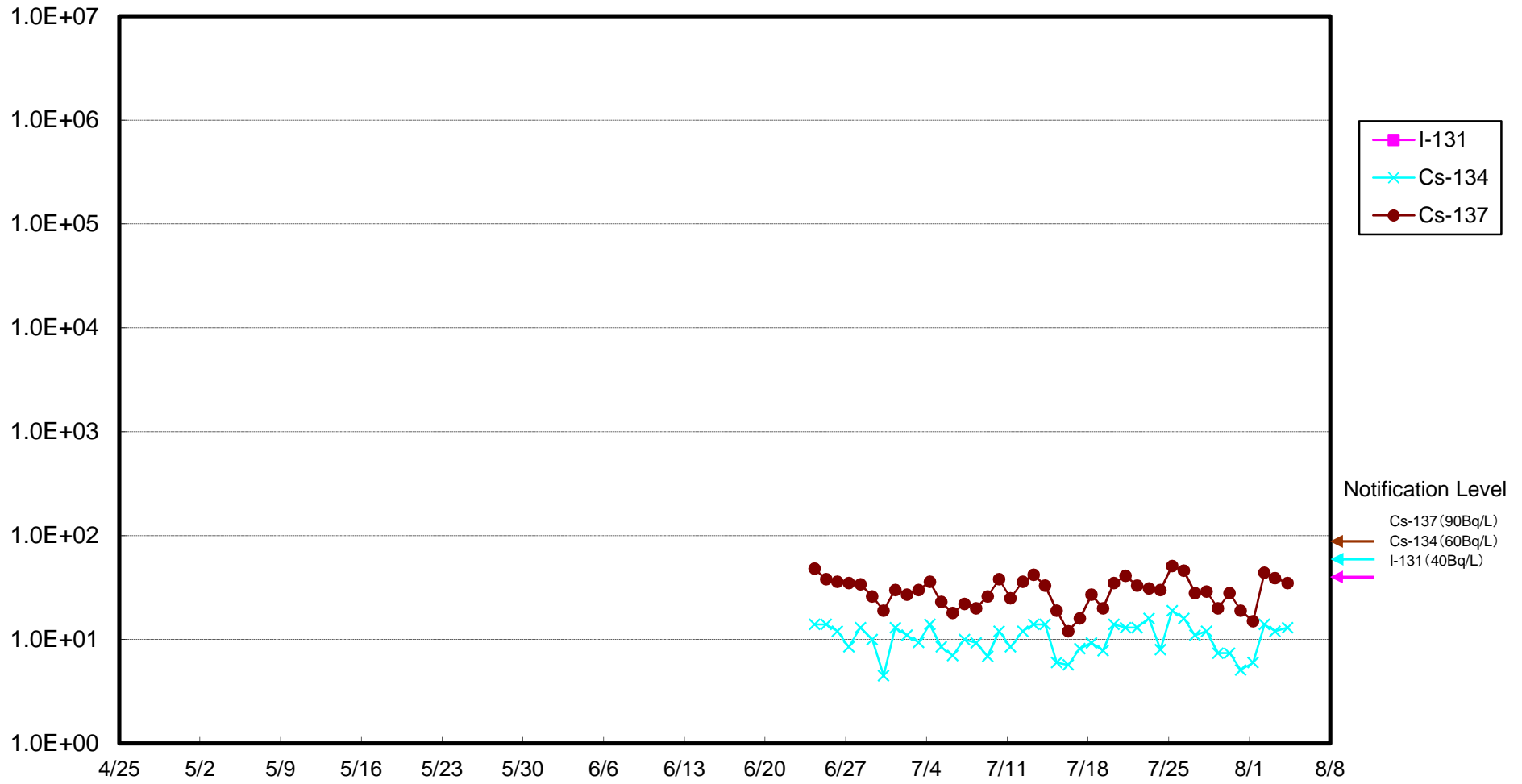
Radioactivity Density of the Seawater of Unit 2 Water Intake Canal at Fukushima Daiichi NPS (In front of Impermeable Wall) (Bq/L)



Radioactivity Density of the Seawater at Unit 4 Screen at Fukushima Daiichi NPS (Bq/L)

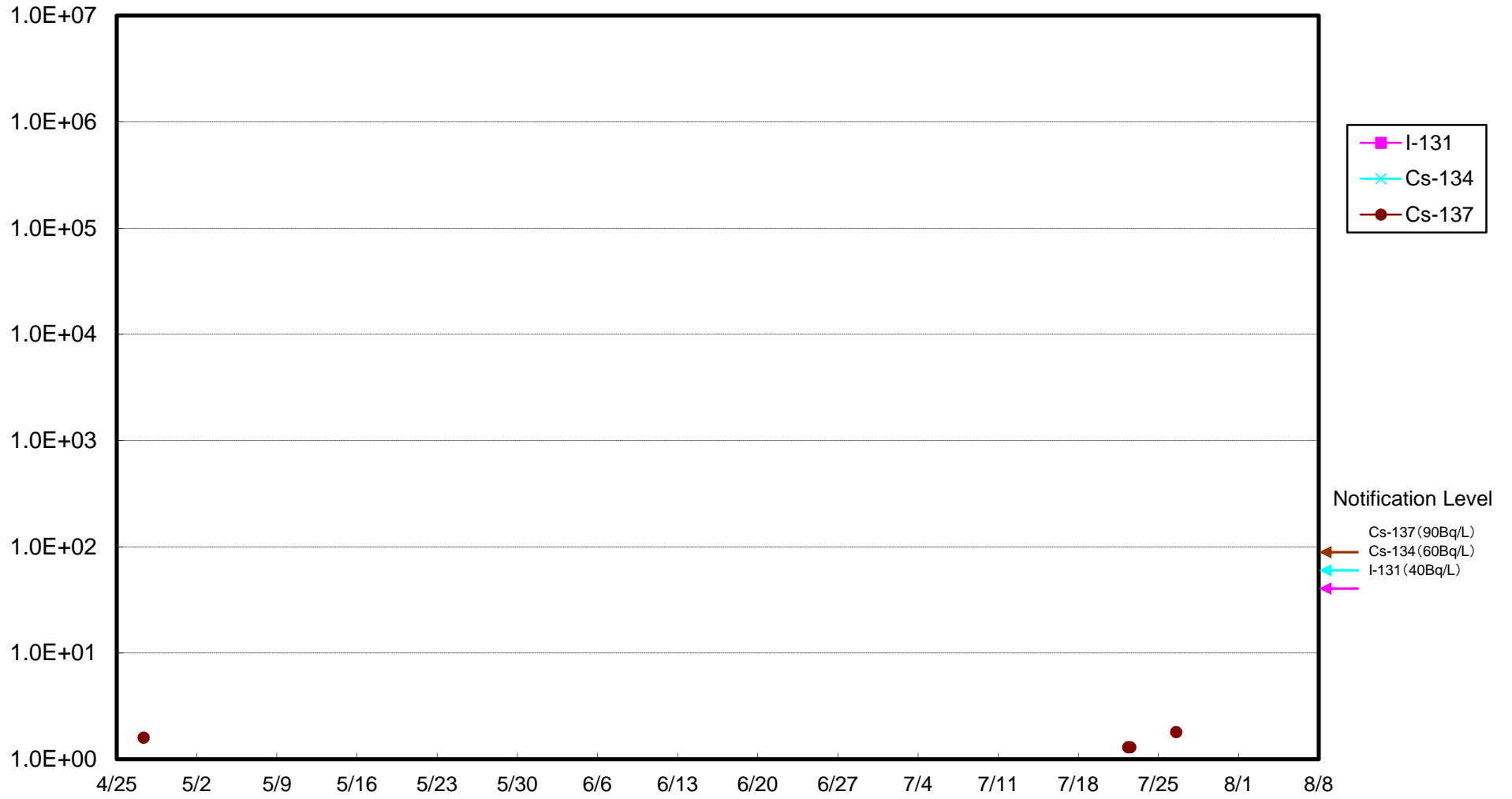


Radioactivity Density of the Seawater at the South of Unit 1-4 Water Intake (in front of Impermeable Wall) at Fukushima Daiichi NPS (Bq/L)





Radioactivity Density of the Seawater at the Port Entrance of Fukushima Daiichi NPS (Bq/L)



Radioactive Density of the Seawater in Front of Unit 6 Water Intake at Fukushima Daiichi NPS (Bq/L)

