

## Radioactivity Density of the Seawater in the Port of Fukushima Daiichi NPS &lt; 1/3 &gt;

(Data summarized on February 27)

Place of Sampling	Shallow Draft Quay at 1F*				Inside Unit 1-4 Water Intake Canal (North) at 1F		Inside Unit 1-4 Water Intake Canal (North) at 1F (North side of the East Seawall Break)		Seawater Obtained at Unit 1 Screen in 1F		Seawater Obtained at Unit 2 Screen in 1F		② Density Limit Specified by the Reactor Regulation (Bq/L) (The density limit in the water outside the surrounding monitored areas is provided in section 6 of Appendix 2.)
	Time of Sampling	Feb 26, 2014 7:00 AM	N/A		Feb 26, 2014 7:03 AM	Feb 26, 2014 7:35 AM	Feb 26, 2014 7:05 AM	Feb 26, 2014 7:07 AM					
Detected Nuclides (Half-life)	①Density of Sample (Bq/L)	Scaling Factor (①/②)	①Density of Sample (Bq/L)	Scaling Factor (①/②)	①Density of Sample (Bq/L)	Scaling Factor (①/②)	①Density of Sample (Bq/L)	Scaling Factor (①/②)	①Density of Sample (Bq/L)	Scaling Factor (①/②)	①Density of Sample (Bq/L)	Scaling Factor (①/②)	
I-131 (Approx. 8 days)	ND	-	-	-	ND	-	ND	-	ND	-	ND	-	40
Cs-134 (Approx. 2 years)	ND	-	-	-	16	0.27	11	0.18	17	0.28	15	0.25	60
Cs-137 (Approx. 30 years)	3.1	0.03	-	-	46	0.51	27	0.30	39	0.43	42	0.47	90

\* The density specified by the Reactor Regulation is converted from Bq/cm<sup>3</sup> to Bq/L.

\* Data of other nuclides is under evaluation.

\* In the case of more than 2 nuclides, the sum of scaling factors to density limits is compared to 1.

\* "ND" indicates that the measurement result is below the detection limit.

I-131: Approx. 3Bq/L, Cs-134: Approx.3Bq/L

As the detection limit may vary depending on the detectors and sample properties, there are cases where nuclides below the detection limit are detected.

\* The sampling will be performed after opening and closing of the silt fence.

## Radioactivity Density of the Seawater in the Port of Fukushima Daiichi NPS &lt; 2/3 &gt;

(Data summarized on February 27)

Place of Sampling	1F Unit 3 Screen (Outside the Silt Fence)		1F Unit 3 Screen (Inside the Silt Fence)		1F Unit 4 Screen (Outside the Silt Fence)		1F Unit 4 Screen (Inside the Silt Fence)		Inside Unit 1-4 Water Intake Canal (South) at 1F		Port Entrance of Fukushima Daiichi NPS*		② Density Limit Specified by the Reactor Regulation (Bq/L) (The density limit in the water outside the surrounding monitored areas is provided in section 6 of Appendix 2.)
	Time of Sampling	Feb 26, 2014 7:09 AM	Feb 26, 2014 7:10 AM	Feb 26, 2014 7:11 AM	Feb 26, 2014 7:12 AM	Feb 26, 2014 7:16 AM	N/A						
Detected Nuclides (Half-life)	①Density of Sample (Bq/L)	Scaling Factor (①/②)	①Density of Sample (Bq/L)	Scaling Factor (①/②)	①Density of Sample (Bq/L)	Scaling Factor (①/②)	①Density of Sample (Bq/L)	Scaling Factor (①/②)	①Density of Sample (Bq/L)	Scaling Factor (①/②)	①Density of Sample (Bq/L)	Scaling Factor (①/②)	
I-131 (Approx. 8 days)	ND	-	ND	-	ND	-	ND	-	ND	-	-	-	40
Cs-134 (Approx. 2 years)	16	0.27	12	0.20	13	0.22	10	0.17	16	0.27	-	-	60
Cs-137 (Approx. 30 years)	43	0.48	44	0.49	37	0.41	25	0.28	34	0.38	-	-	90

\* The density specified by the Reactor Regulation is converted from Bq/cm3 to Bq/L.

\* Data of other nuclides is under evaluation.

\* In the case of more than 2 nuclides, the sum of scaling factors to density limits is compared to 1.

\* "ND" indicates that the measurement result is below the detection limit.

I-131: Approx. 3Bq/L

As the detection limit may vary depending on the detectors and sample properties, there are cases where nuclides below the detection limit are detected.

\* The sampling will be performed once a week (it will be performed on the day when opening and closing of the silt fence is conducted.).

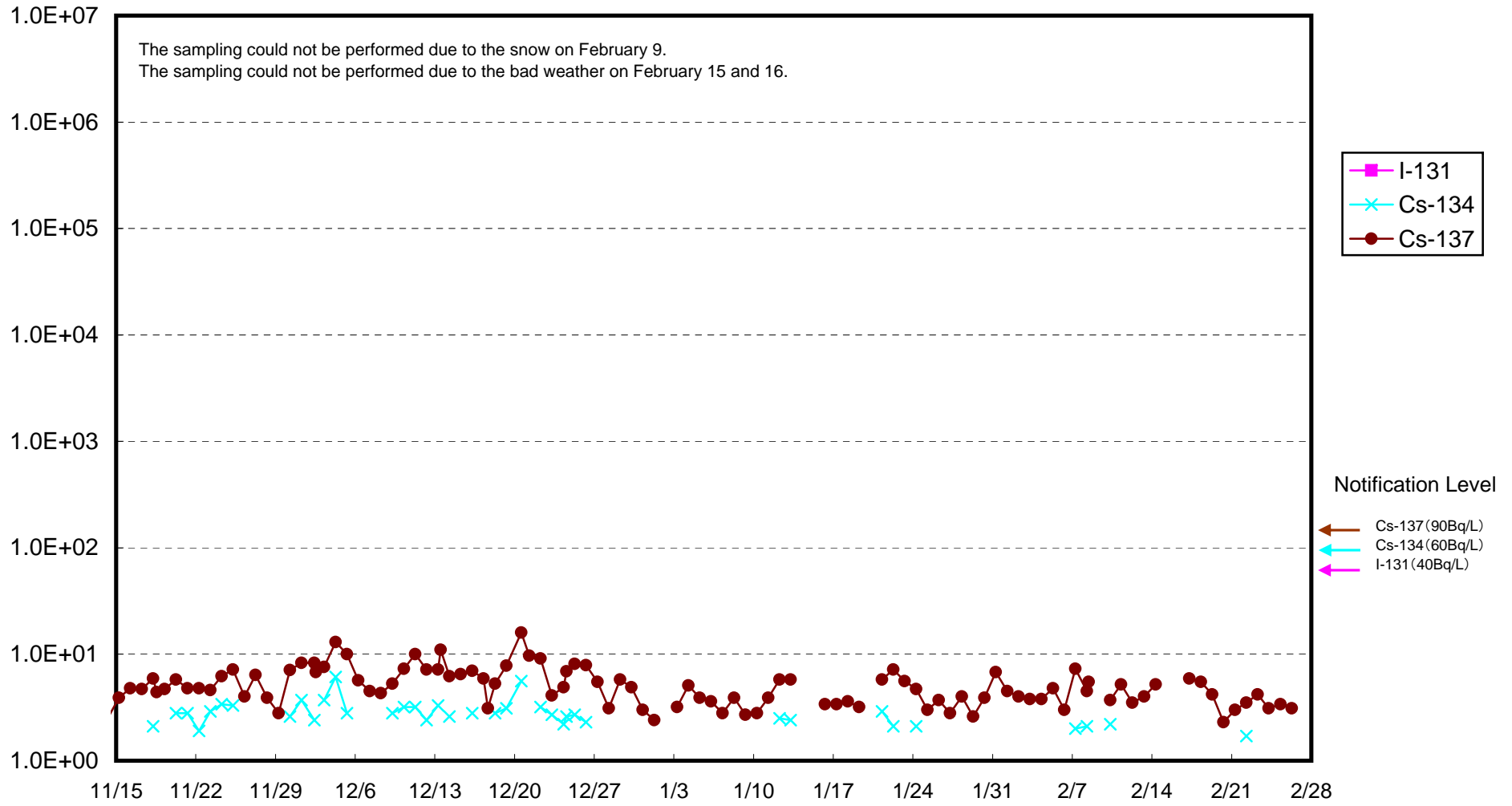
Radioactivity Density of the Seawater in the Port of Fukushima Daiichi NPS < 3/3 >

(Data summarized on February 27)

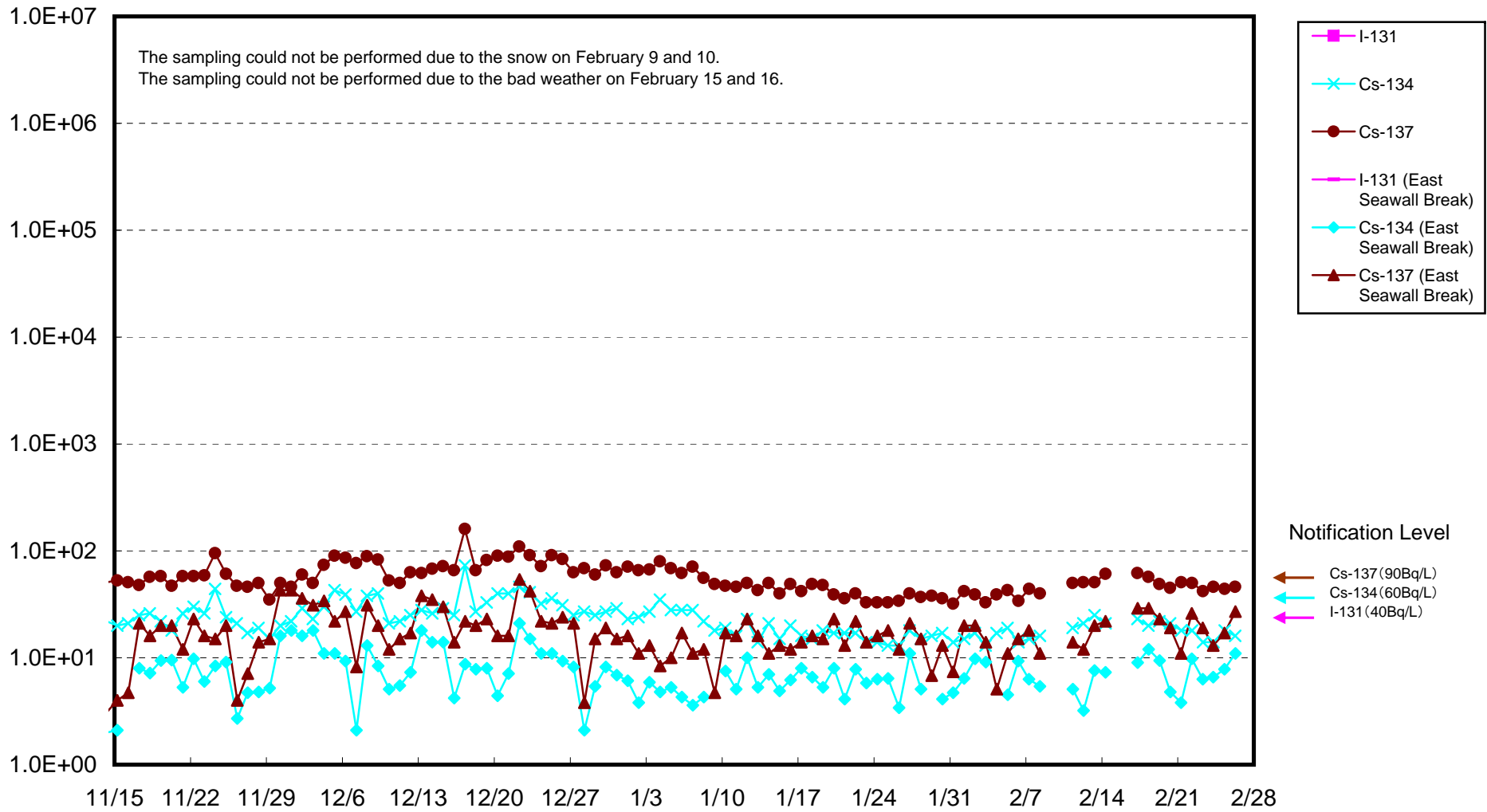
Place of Sampling	In Front of Unit 6* Water Intake Canal at 1F												② Density Limit Specified by the Reactor Regulation (Bq/L) (The density limit in the water outside the surrounding monitored areas is provided in section 6 of Appendix 2.)
Time of Sampling	N/A												
Detected Nuclides (Half-life)	①Density of Sample (Bq/L)	Scaling Factor (①/②)	①Density of Sample (Bq/L)	Scaling Factor (①/②)	①Density of Sample (Bq/L)	Scaling Factor (①/②)	①Density of Sample (Bq/L)	Scaling Factor (①/②)	①Density of Sample (Bq/L)	Scaling Factor (①/②)	①Density of Sample (Bq/L)	Scaling Factor (①/②)	
I-131 (Approx. 8 days)	-	-											40
Cs-134 (Approx. 2 years)	-	-											60
Cs-137 (Approx. 30 years)	-	-											90

\* The density specified by the Reactor Regulation is converted from Bq/cm<sup>3</sup> to Bq/L.  
 \* Data of other nuclides is under evaluation.  
 \* In the case of more than 2 nuclides, the sum of scaling factors to density limits is compared to 1.  
 \* The sampling will be performed once a week.

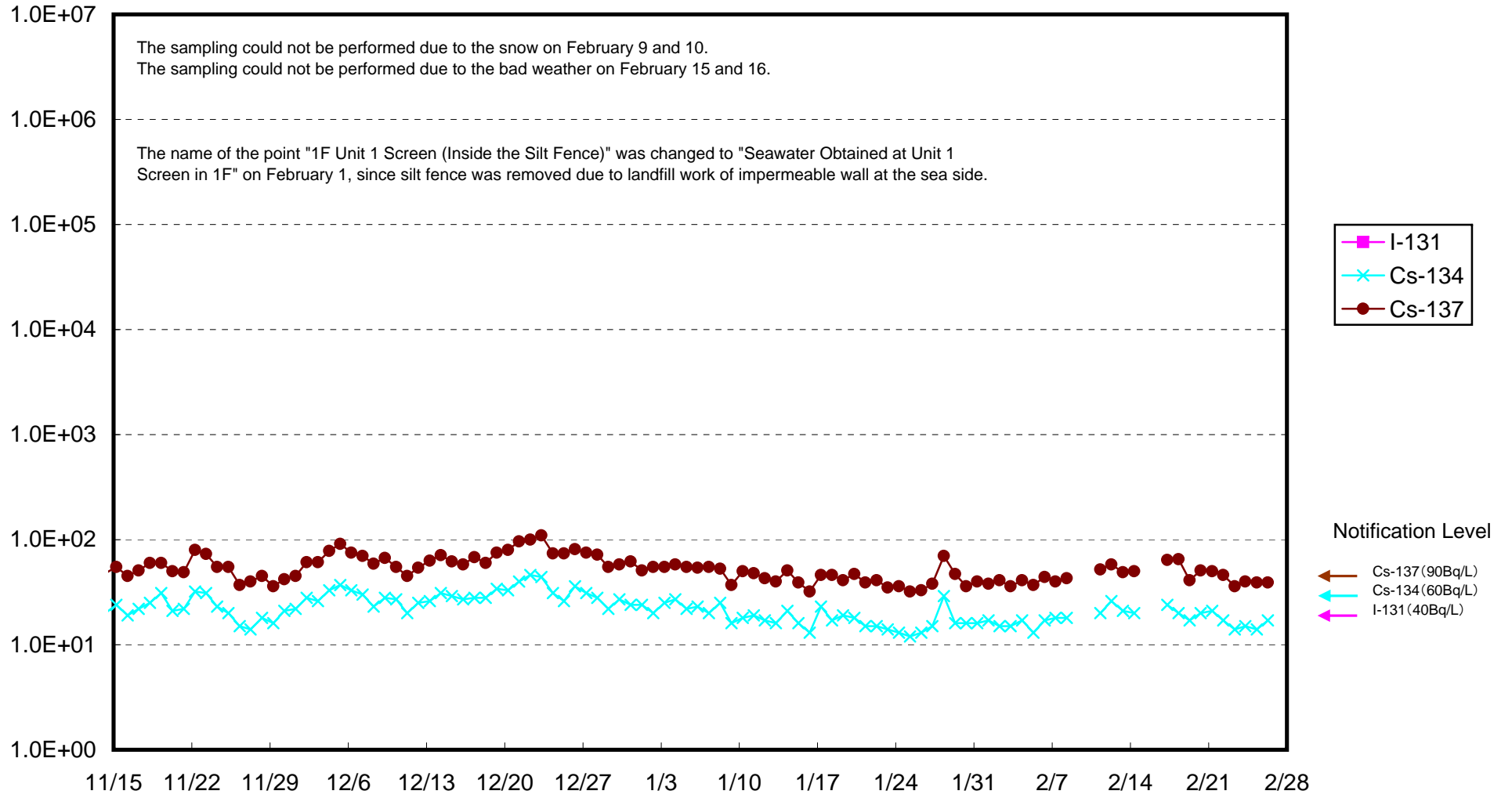
### Radioactivity Density of the Seawater in Front of the Shallow Draft Quay at 1F (Bq/L)



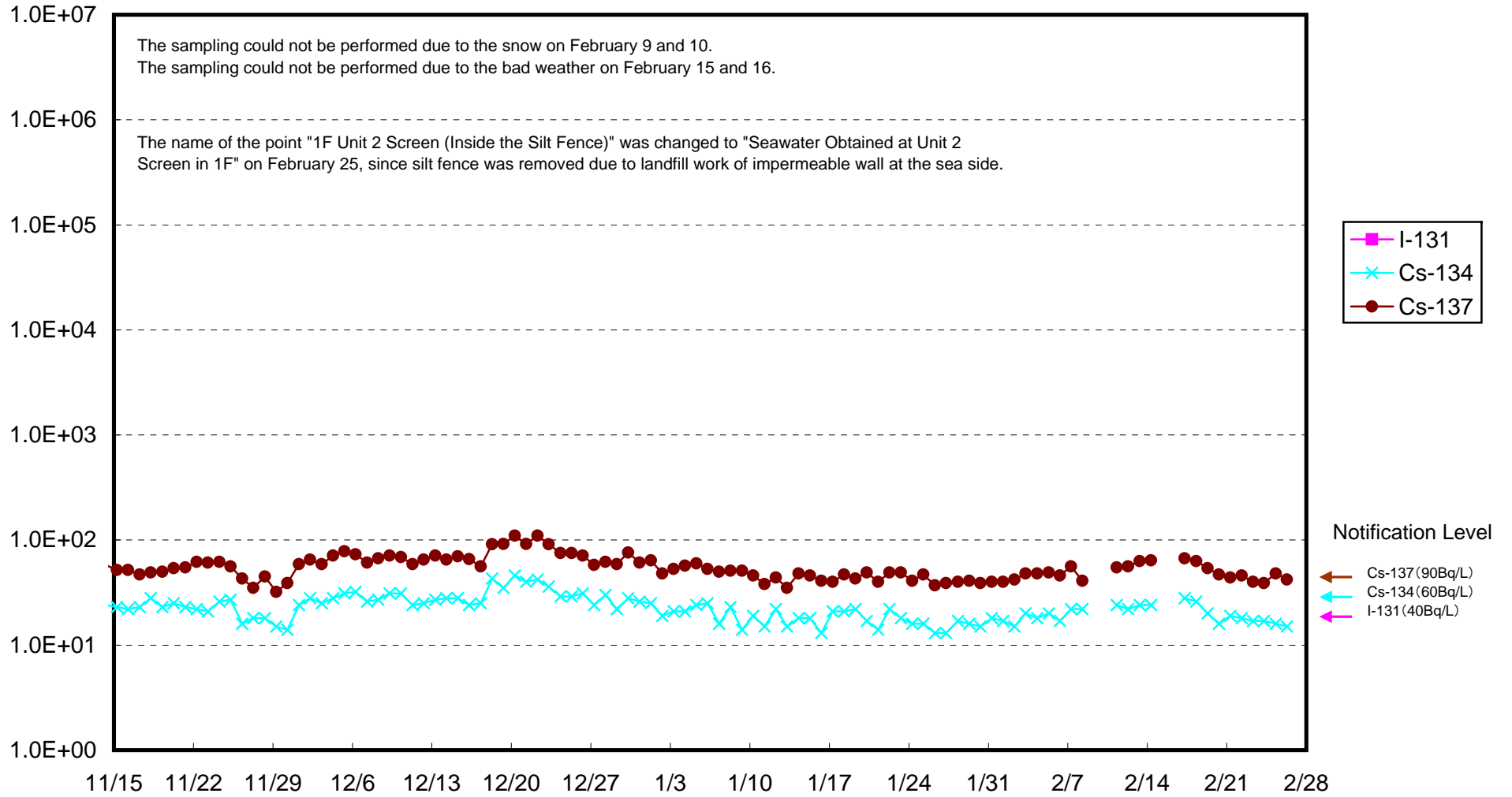
Radioactivity Density of the Seawater at the North of Unit 1-4 Water Intake of Fukushima Daiichi NPS (Bq/ L)



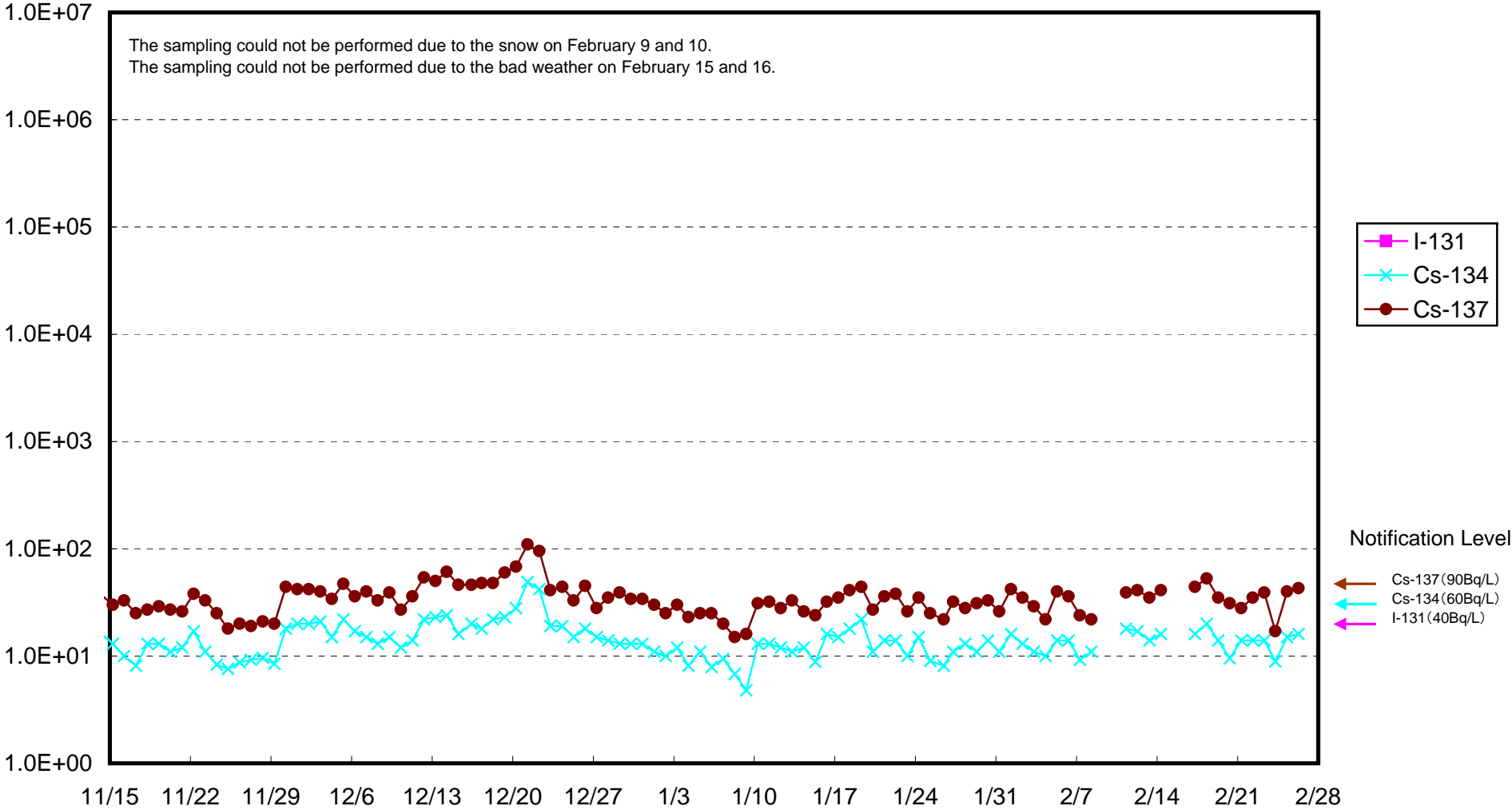
### Radioactivity Density of the Seawater Obtained at Unit 1 Screen in Fukushima Daiichi NPS (Bq/L)



### Radioactivity Density of the Seawater Obtained at Unit 2 Screen in Fukushima Daiichi NPS (Bq/L)

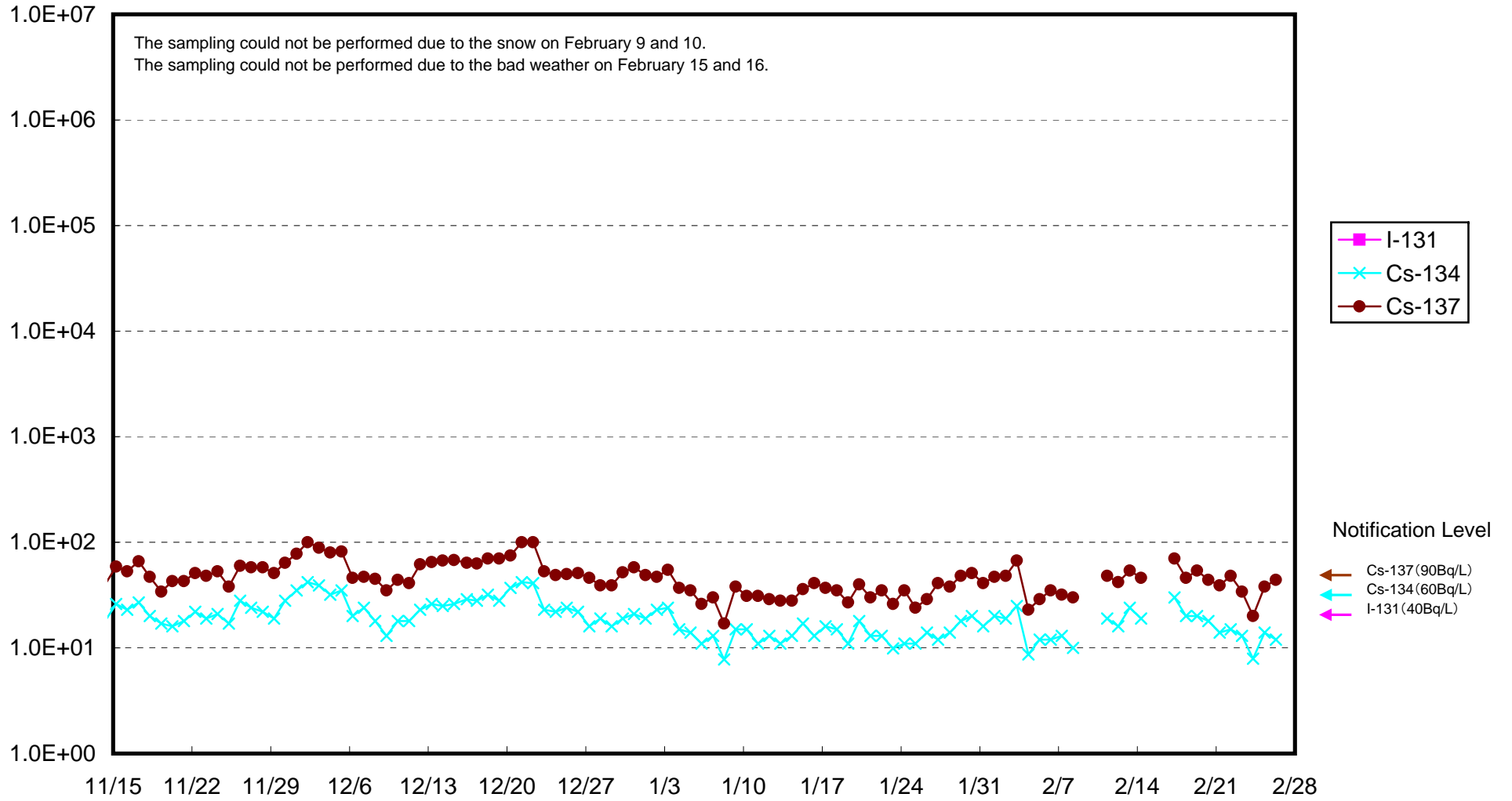


Radioactivity Density of the Seawater at Unit 3 Screen at 1F (Outside the Silt Fence) (Bq/L)

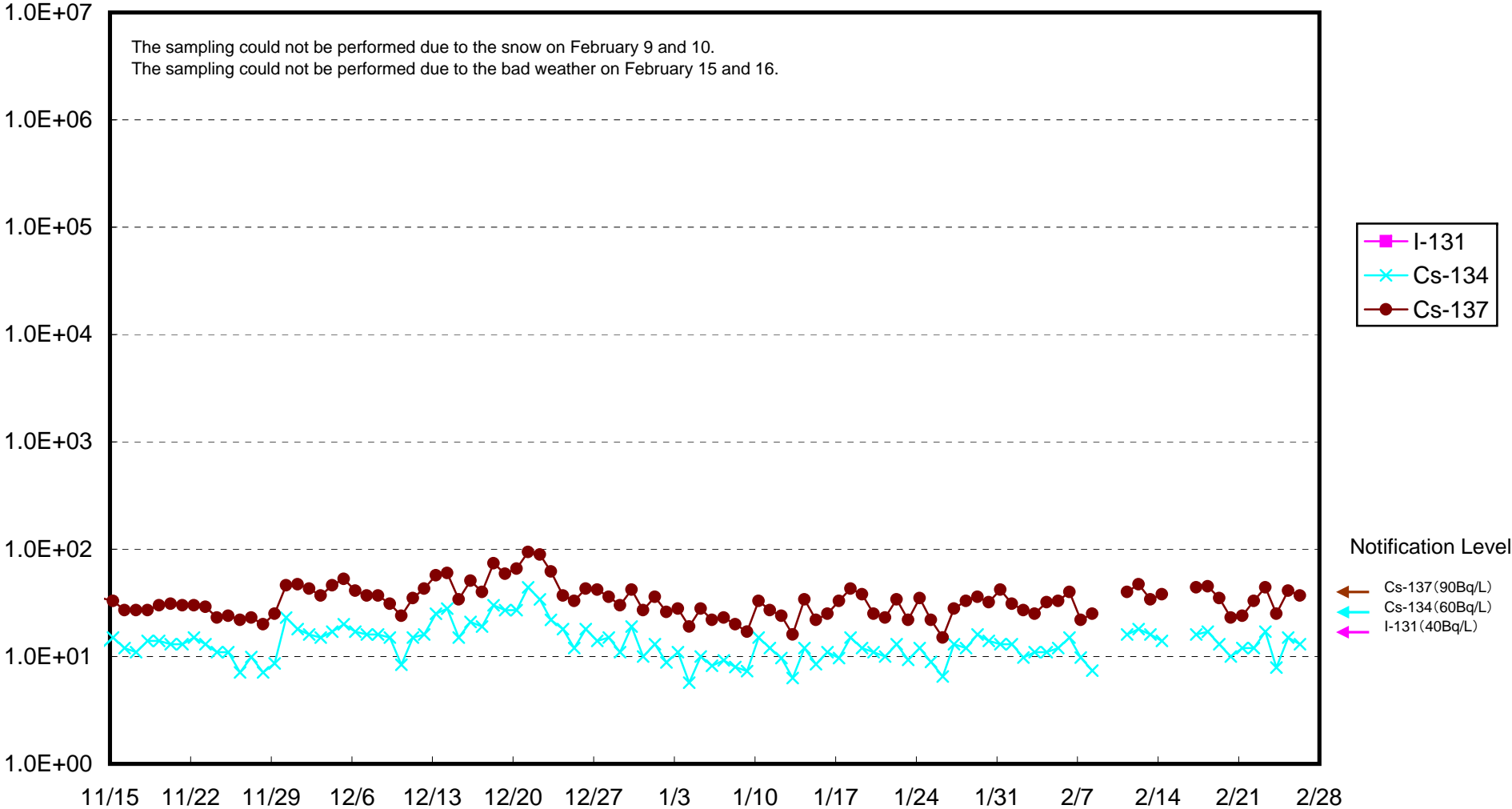




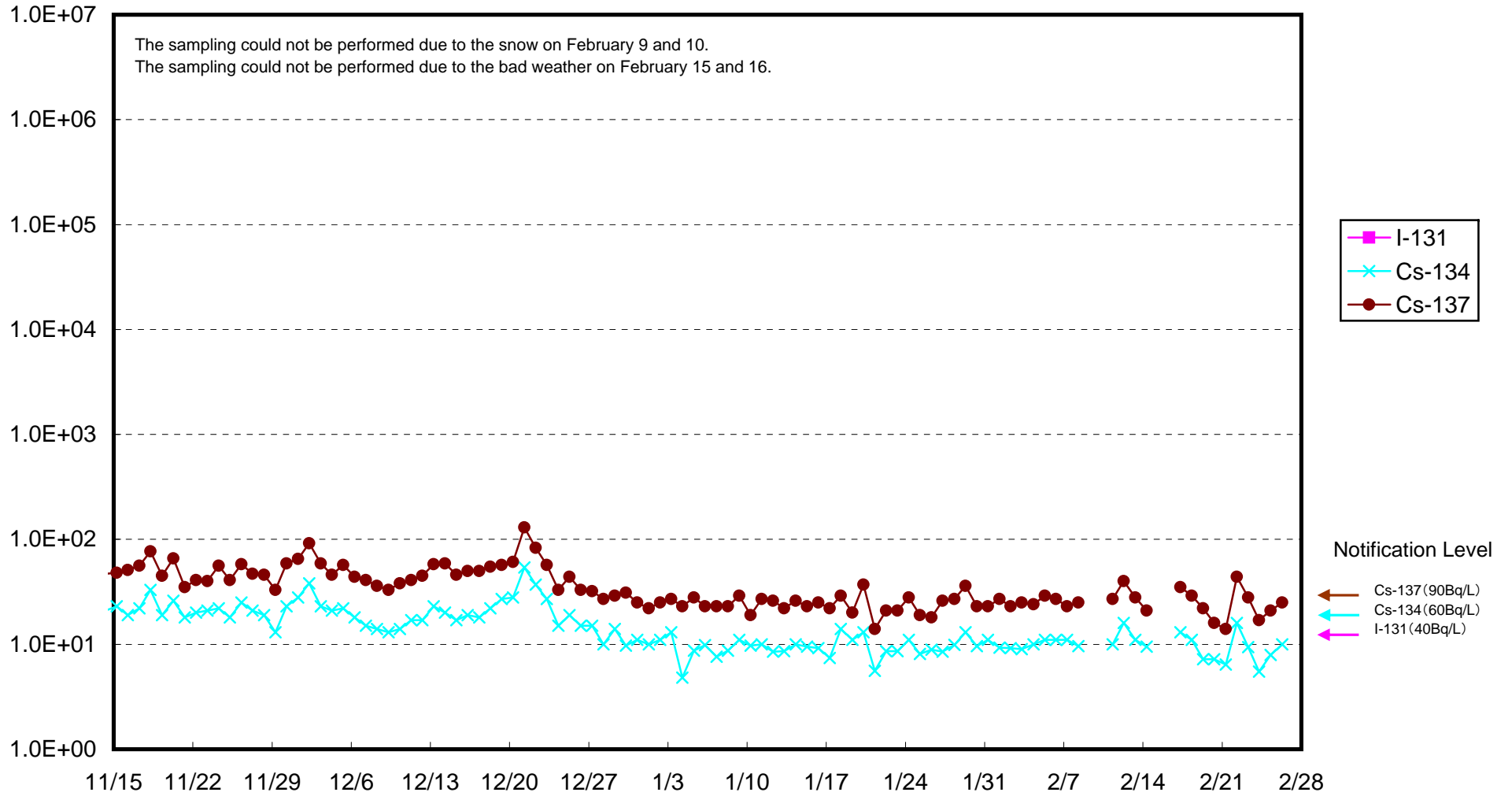
Radioactivity Density of the Seawater at Unit 3 Screen at 1F (Inside the Silt Fence) (Bq/L)



Radioactivity Density of the Seawater at Unit 4 Screen at 1F (Outside the Silt Fence) (Bq/L)



Radioactivity Density of the Seawater at Unit 4 Screen at 1F (Inside the Silt Fence) (Bq/L)



Radioactivity Density of the Seawater at the South of Unit 1-4 Water Intake of Fukushima Daiichi NPS (Bq/ L)

