

Reference

Nuclides Analysis Result of the Sub-drain of Fukushima Daiichi NPS

(Data summarized on May 9)

Place of Sampling	Fukushima Daiichi NPS Unit 1 Sub-drain	Fukushima Daiichi NPS Unit 2 Sub-drain	Fukushima Daiichi NPS Unit 3 Sub-drain	Fukushima Daiichi NPS Unit 4 Sub-drain	Fukushima Daiichi NPS Unit 5 Sub-drain	Fukushima Daiichi NPS Unit 6 Sub-drain	Deep Well at Fukushima Daiichi NPS
Time of Sampling	May 8, 2013 8:18 AM	May 8, 2013 8:15 AM	May 8, 2013 8:11 AM	May 8, 2013 8:10 AM	N/A	N/A	May 8, 2013 7:10 AM
Detected Nuclides (Half-life)	Density of Sample (Bq/cm ³)						
I-131 (Approx. 8 days)	ND	ND	ND	ND	-	-	ND
Cs-134 (Approx. 2 years)	1.5E-01	1.8E-01	ND	ND	-	-	ND
Cs-137 (Approx. 30 years)	3.2E-01	4.0E-01	ND	ND	-	-	ND

* O.OE—O is the same as O.O x 10⁻⁰

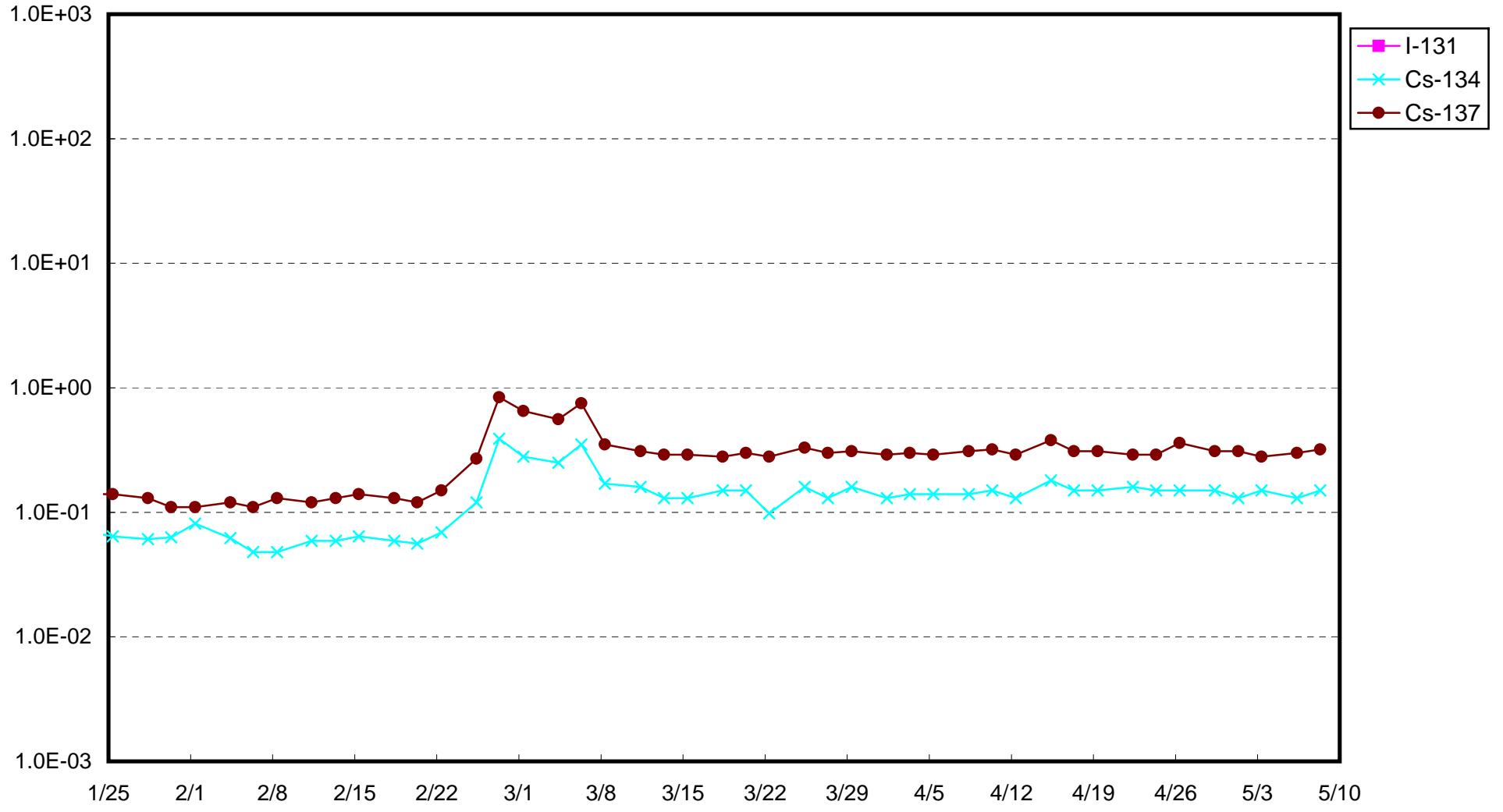
* Data of other nuclides is under evaluation.

* "ND" indicates that the measurement result is below the detection limit.

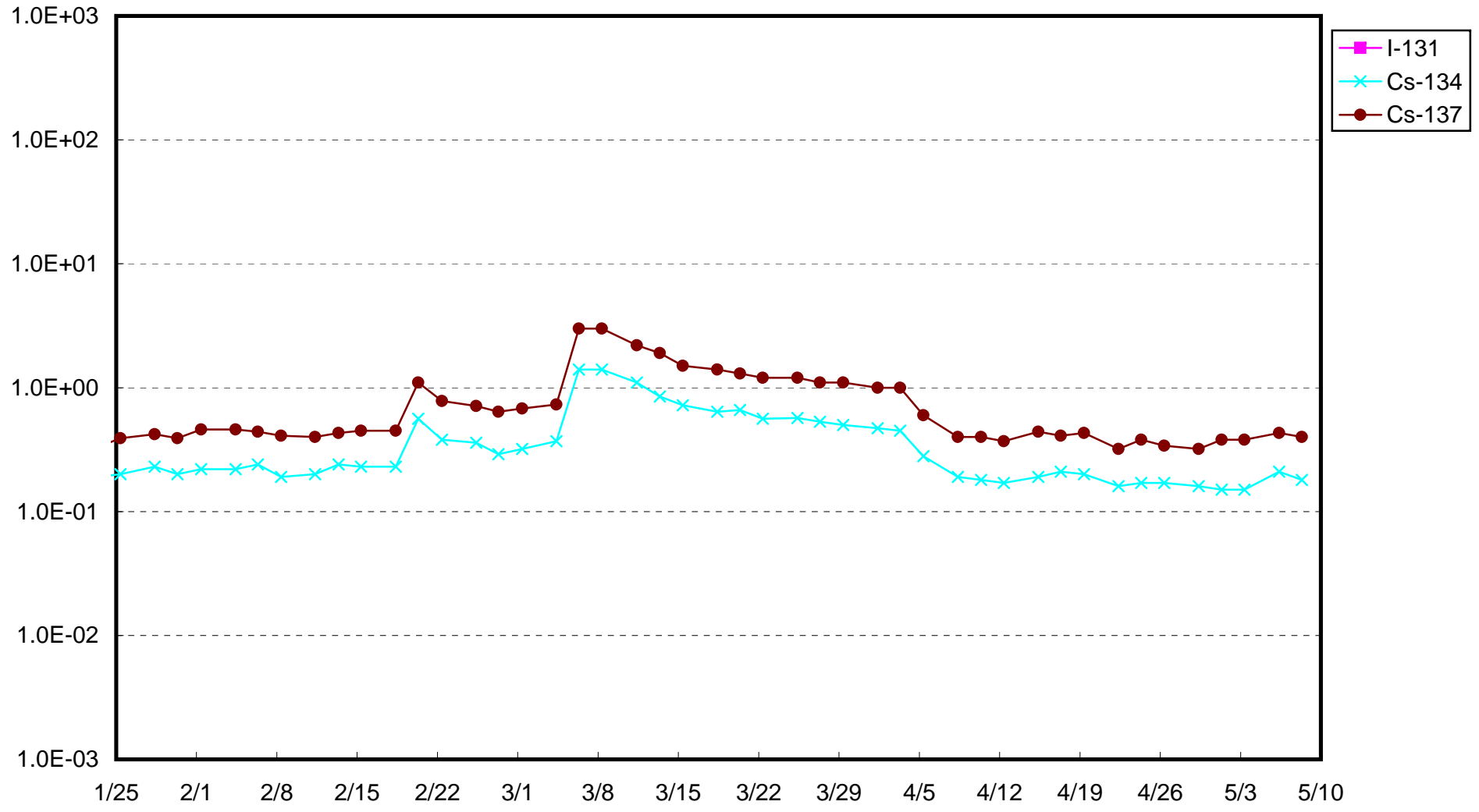
I-131: Approx. 1E-2Bq/cm³, Cs-134: Approx.2E-2Bq/cm³, Cs-137: Approx.2E-2Bq/cm³)
 sample properties, there are cases where nuclides below the detection limit are detected.

As the detection limit may vary depending on the detectors and

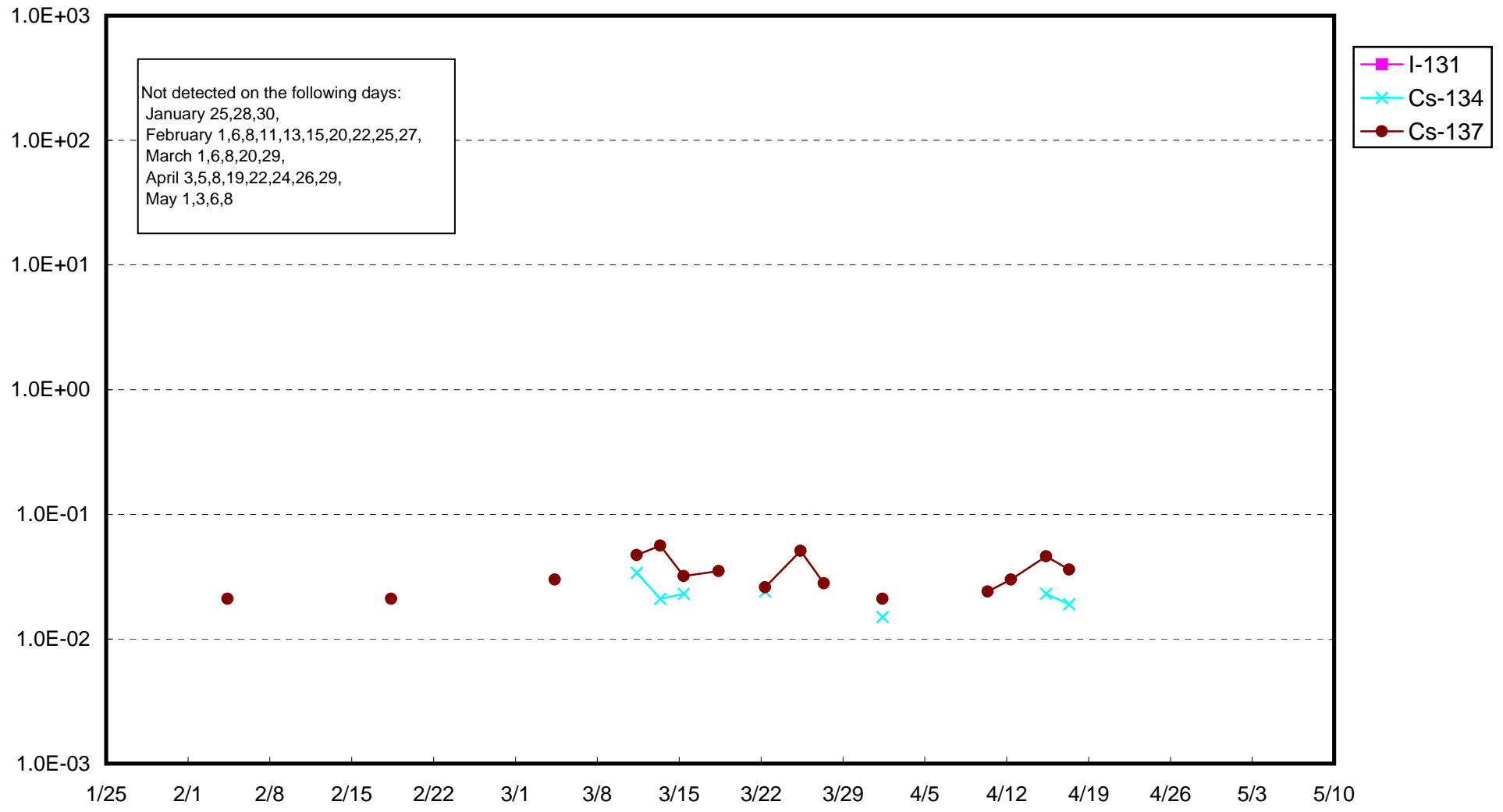
Fukushima Daiichi Nuclear Power Station: Radioactivity Density of Unit 1 Sub-drain (Bq/cm³)



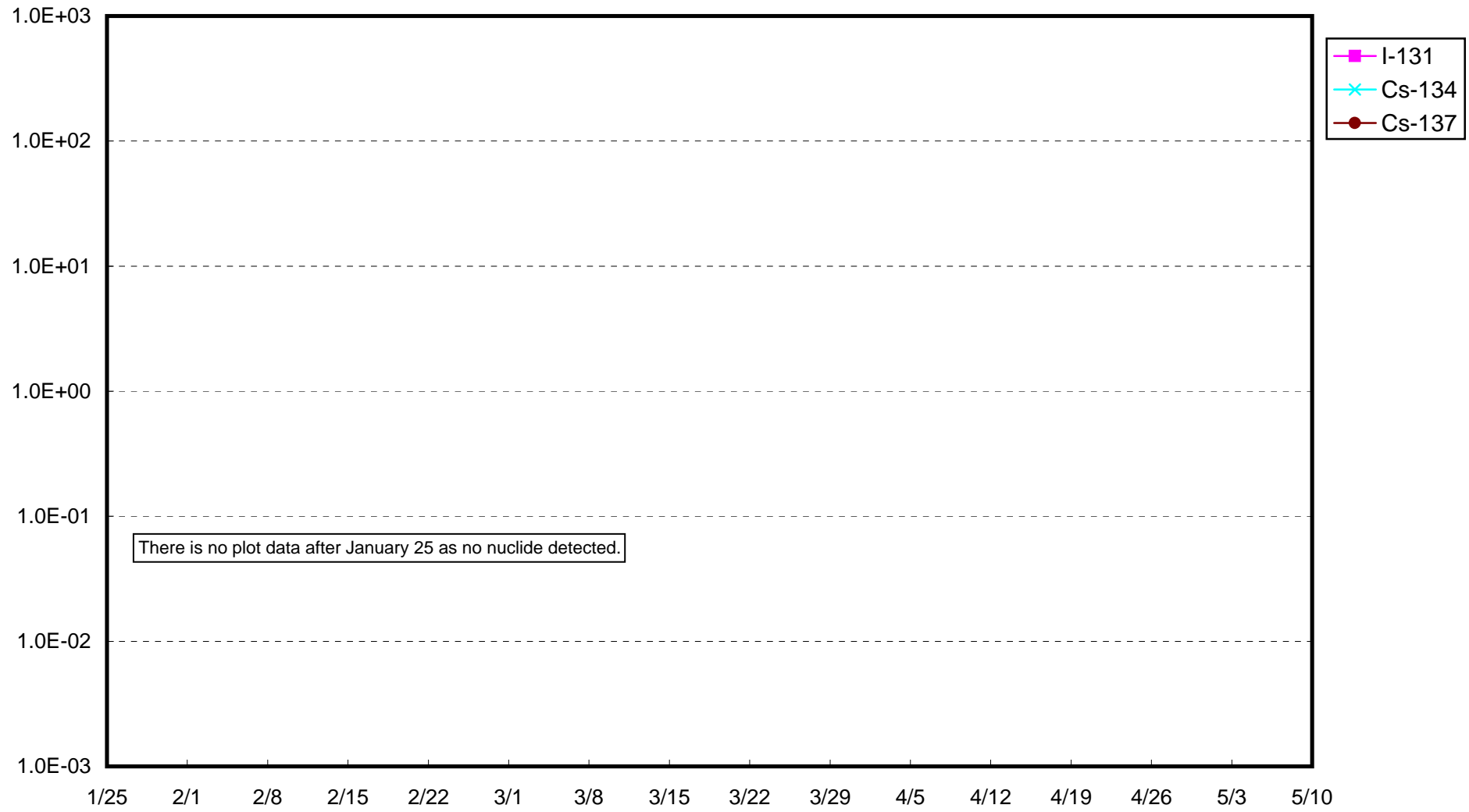
Fukushima Daiichi Nuclear Power Station: Radioactivity Density of Unit 2 Sub-drain (Bq/cm³)



Fukushima Daiichi Nuclear Power Station: Radioactivity Density of Unit 3 Sub-drain (Bq/cm³)



Fukushima Daiichi Nuclear Power Station: Radioactivity Density of Unit 4 Sub-drain (Bq/cm³)



Fukushima Daiichi Nuclear Power Station: Radioactivity Density at the Deep Well at the Site (Bq/cm³)

