

Reference

Nuclides Analysis Result of the Sub-drain of Fukushima Daiichi NPS

(Data summarized on April 11)

Place of Sampling	Fukushima Daiichi NPS Unit 1 Sub-drain	Fukushima Daiichi NPS Unit 2 Sub-drain	Fukushima Daiichi NPS Unit 3 Sub-drain	Fukushima Daiichi NPS Unit 4 Sub-drain	Fukushima Daiichi NPS Unit 5 Sub-drain	Fukushima Daiichi NPS Unit 6 Sub-drain	Deep Well at Fukushima Daiichi NPS
Time of Sampling	Apr 10, 2013 9:04 AM	Apr 10, 2013 9:00 AM	Apr 10, 2013 8:53 AM	Apr 10, 2013 8:25 AM	N/A	N/A	Apr 10, 2013 7:20 AM
Detected Nuclides (Half-life)	Density of Sample (Bq/cm ³)						
I-131 (Approx. 8 days)	ND	ND	ND	ND	-	-	ND
Cs-134 (Approx. 2 years)	1.5E-01	1.8E-01	ND	ND	-	-	ND
Cs-137 (Approx. 30 years)	3.2E-01	4.0E-01	2.4E-02	ND	-	-	ND

* O.OE - O is the same as O.O x 10⁻⁰

* Data of other nuclides is under evaluation.

* "ND" indicates that the measurement result is below the detection limit.

I-131: Approx. 1E-2Bq/cm³, Cs-134: Approx.2E-2Bq/cm³, Cs-137: Approx.2E-2Bq/cm³)

As the detection limit may vary depending on the detectors and sample properties, there are cases where nuclides below the detection limit are detected.

As the detection limit may vary depending on the detectors and sample properties, there are cases where nuclides below the detection limit are detected.

Result of Pu Nuclide Analysis of Sub-Drain at Fukushima Daiichi Nuclear Power Station

1. Measurement Result:

(Unit: Bq/cm³)

Place of Sampling	Date	Pu-238	Pu-239+Pu-240
Unit 1 Sub-Drain	Oct 15, 2012	N.D. [$<1.7 \times 10^{-6}$]	N.D. [$<1.4 \times 10^{-6}$]
Unit 2 Sub-Drain	Oct 15, 2012	N.D. [$<1.9 \times 10^{-6}$]	N.D. [$<1.6 \times 10^{-6}$]

[] shows below the detection limit.

2. Analytical Institution

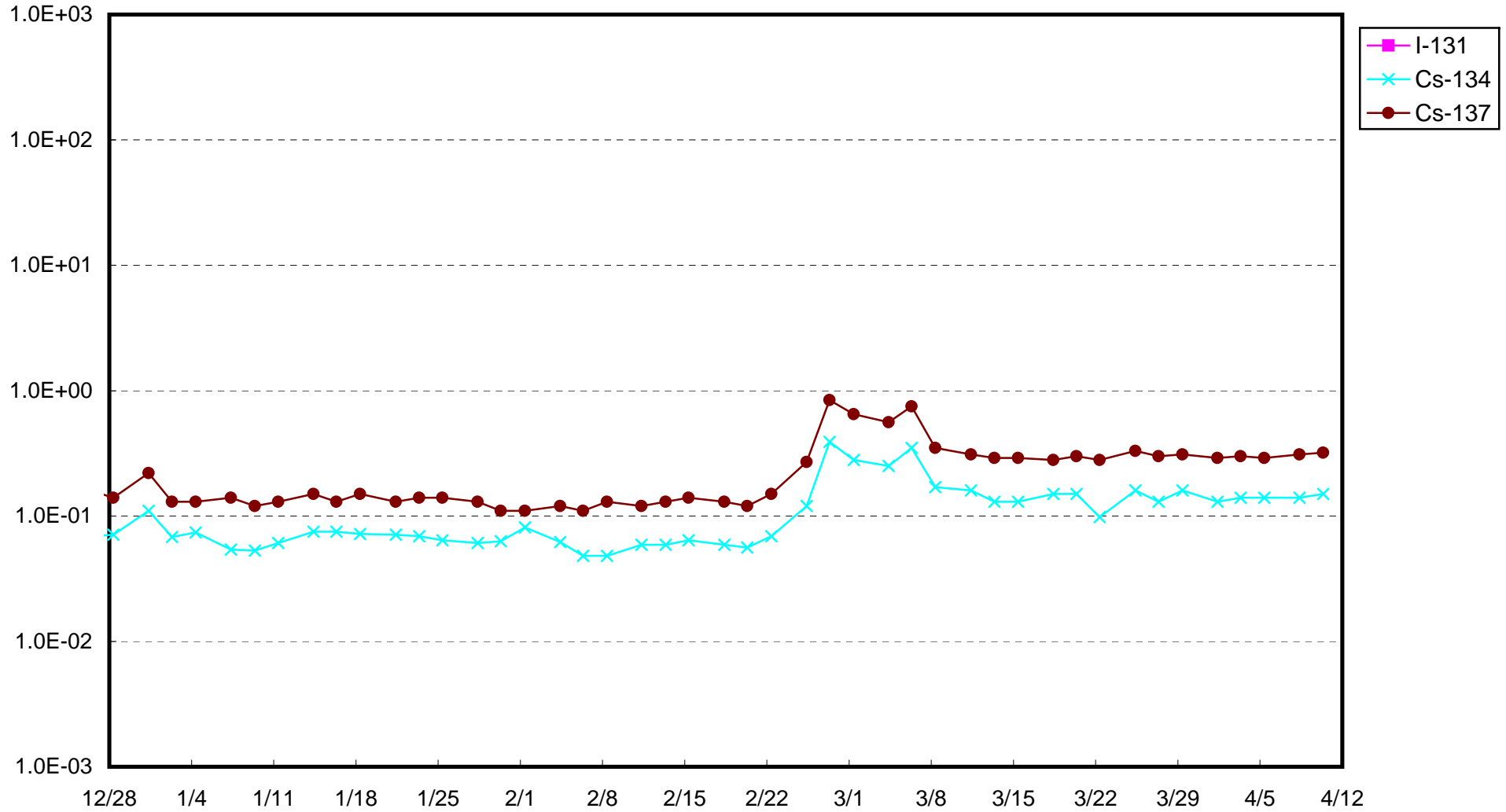
KAKEN Inc.

3. Evaluation:

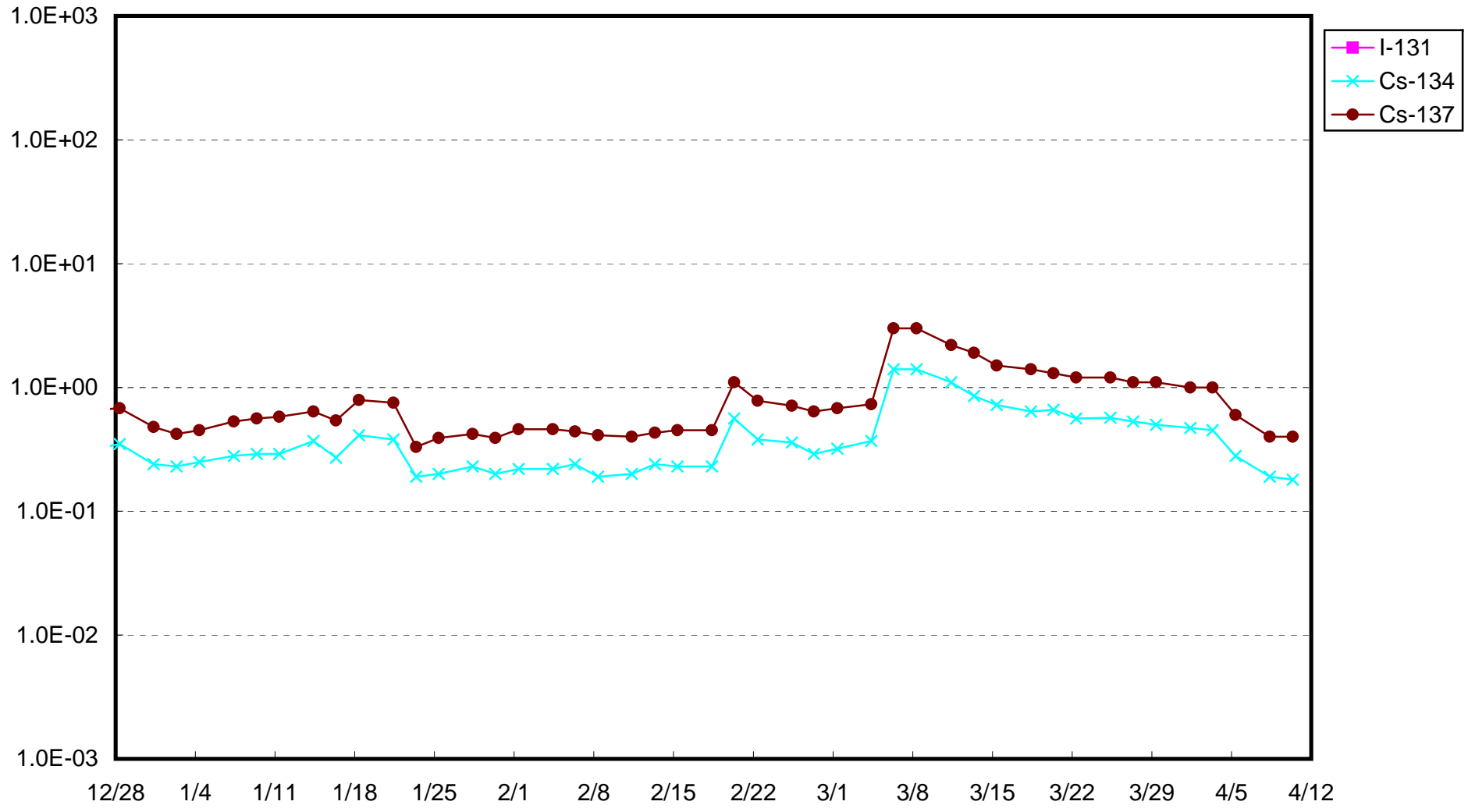
Pu-238 and Pu-239+Pu-240 were not detected in the sample collected this time.

End

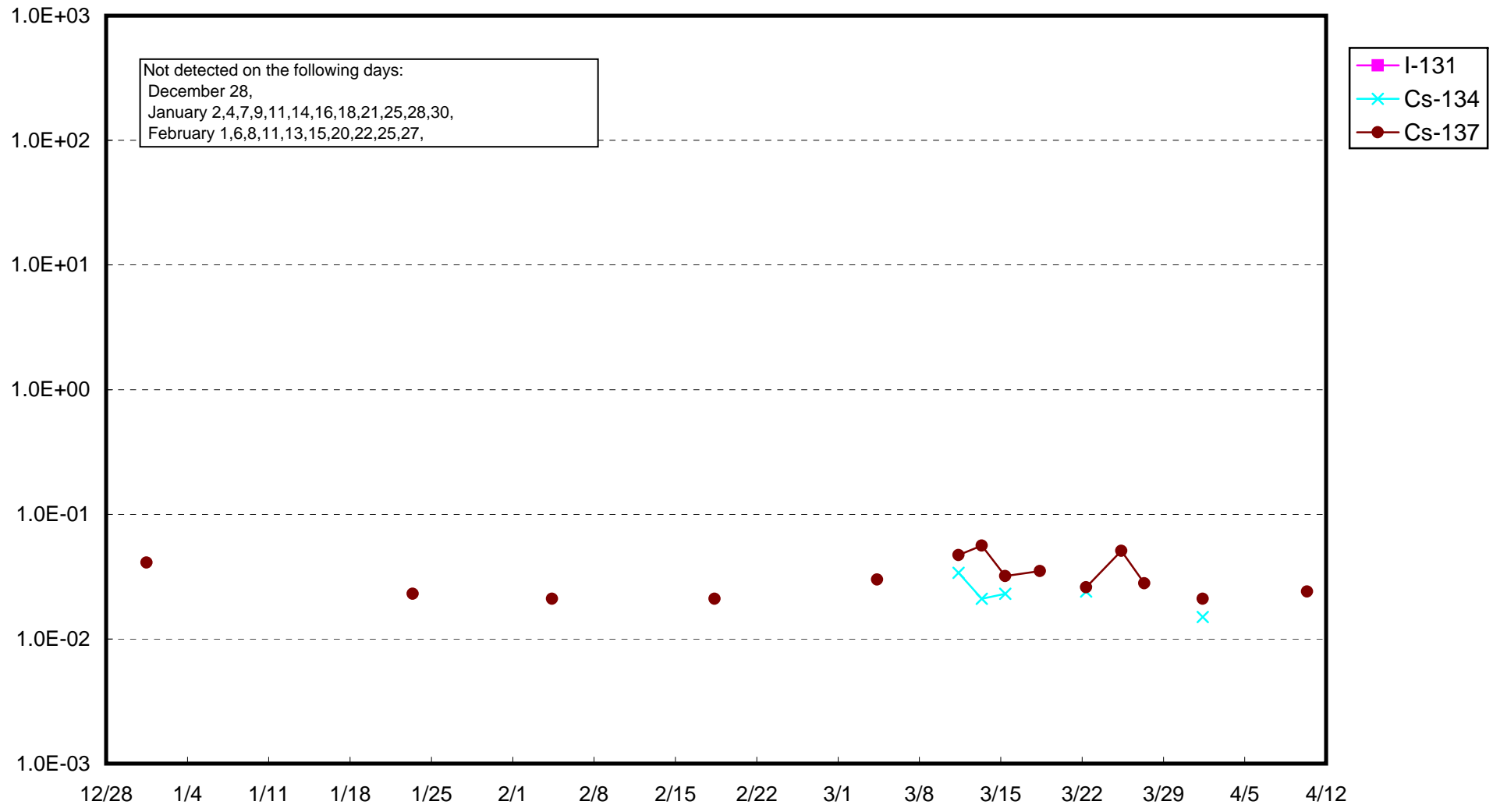
Fukushima Daiichi Nuclear Power Station: Radioactivity Density of Unit 1 Sub-drain (Bq/cm³)



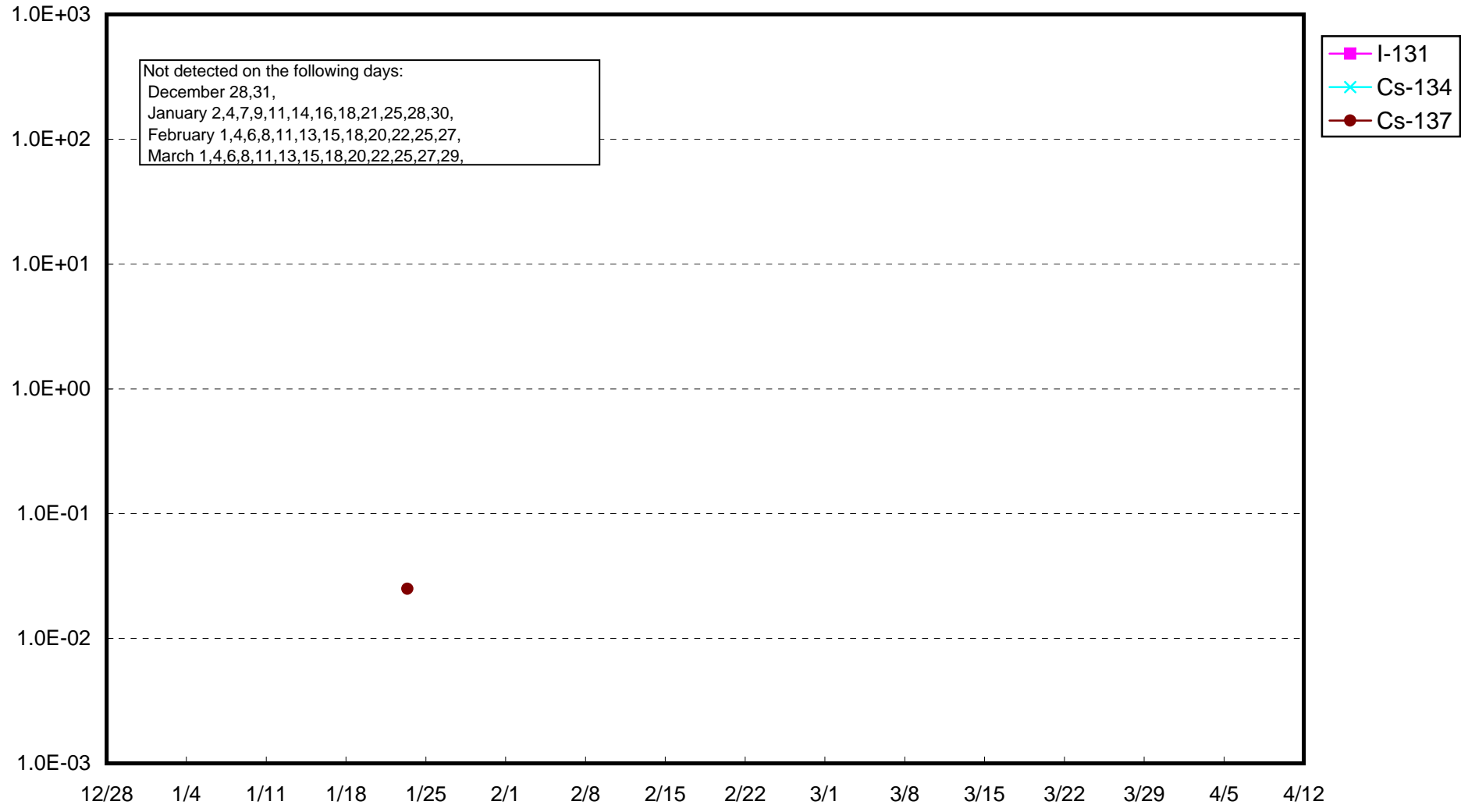
Fukushima Daiichi Nuclear Power Station: Radioactivity Density of Unit 2 Sub-drain (Bq/cm³)



Fukushima Daiichi Nuclear Power Station: Radioactivity Density of Unit 3 Sub-drain (Bq/cm³)



Fukushima Daiichi Nuclear Power Station: Radioactivity Density of Unit 4 Sub-drain (Bq/cm³)



Fukushima Daiichi Nuclear Power Station: Radioactivity Density at the Deep Well at the Site (Bq/cm³)

