

Reference

## Nuclides Analysis Result of the Sub-drain of Fukushima Daiichi NPS

(Data summarized on April 2)

Place of Sampling	Fukushima Daiichi NPS Unit 1 Sub-drain	Fukushima Daiichi NPS Unit 2 Sub-drain	Fukushima Daiichi NPS Unit 3 Sub-drain	Fukushima Daiichi NPS Unit 4 Sub-drain	Fukushima Daiichi NPS Unit 5 Sub-drain	Fukushima Daiichi NPS Unit 6 Sub-drain	Deep Well at Fukushima Daiichi NPS
Time of Sampling	Apr 1, 2013 8:53 AM	Apr 1, 2013 9:04 AM	Apr 1, 2013 9:06 AM	Apr 1, 2013 9:12 AM	N/A	N/A	Apr 1, 2013 7:25 AM
Detected Nuclides (Half-life)	Density of Sample (Bq/cm <sup>3</sup> )						
I-131 (Approx. 8 days)	ND	ND	ND	ND	-	-	ND
Cs-134 (Approx. 2 years)	1.3E-01	4.7E-01	1.5E-02	ND	-	-	ND
Cs-137 (Approx. 30 years)	2.9E-01	1.0E+00	2.1E-02	ND	-	-	ND

\* O.OE - O is the same as O.O x 10<sup>-0</sup>

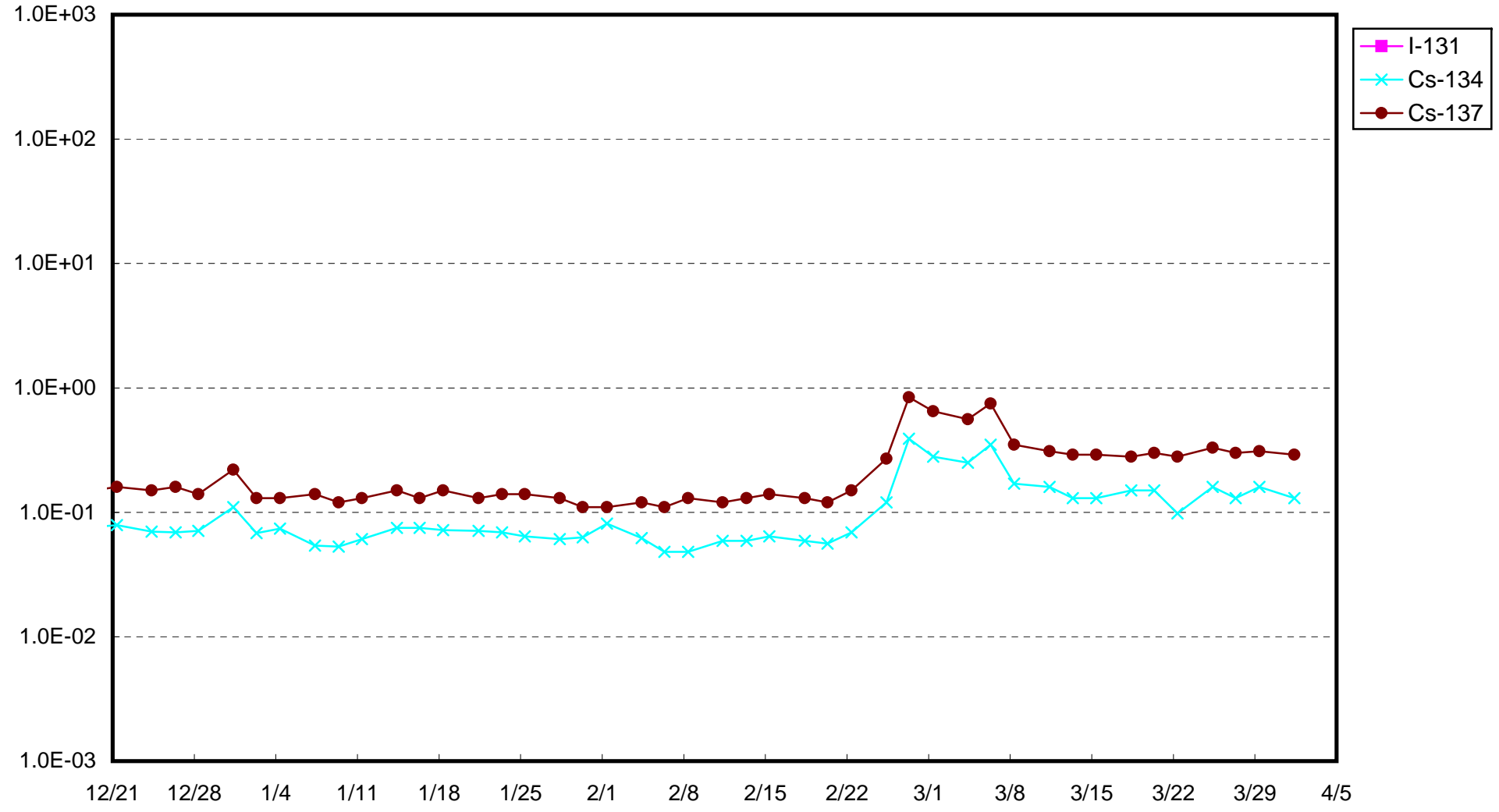
\* Data of other nuclides is under evaluation.

\* "ND" indicates that the measurement result is below the detection limit.

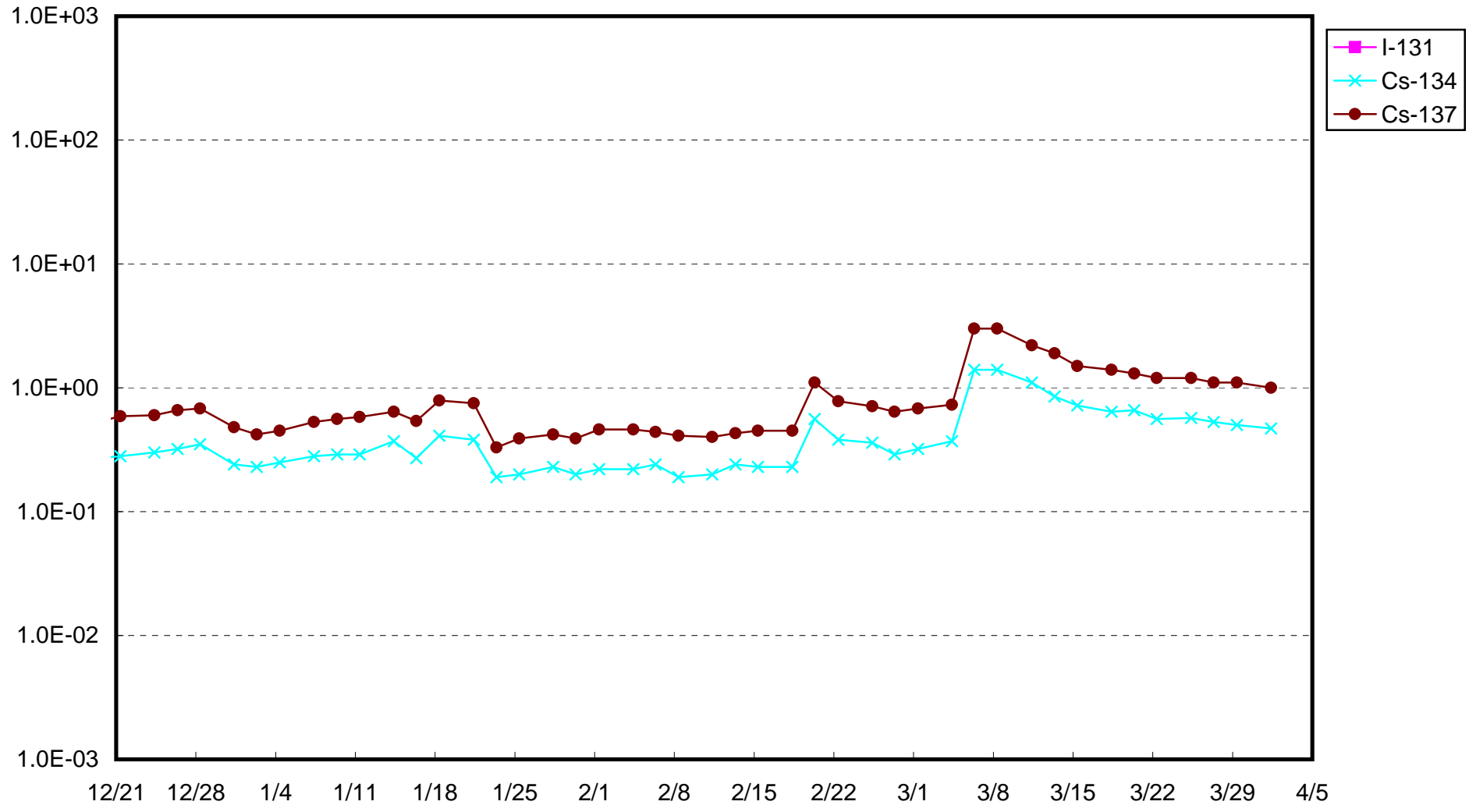
I-131: Approx. 2E-2Bq/cm<sup>3</sup>, Cs-134: Approx.2E-2Bq/cm<sup>3</sup>, Cs-137: Approx.2E-2Bq/cm<sup>3</sup> )  
 sample properties, there are cases where nuclides below the detection limit are detected.

As the detection limit may vary depending on the detectors and

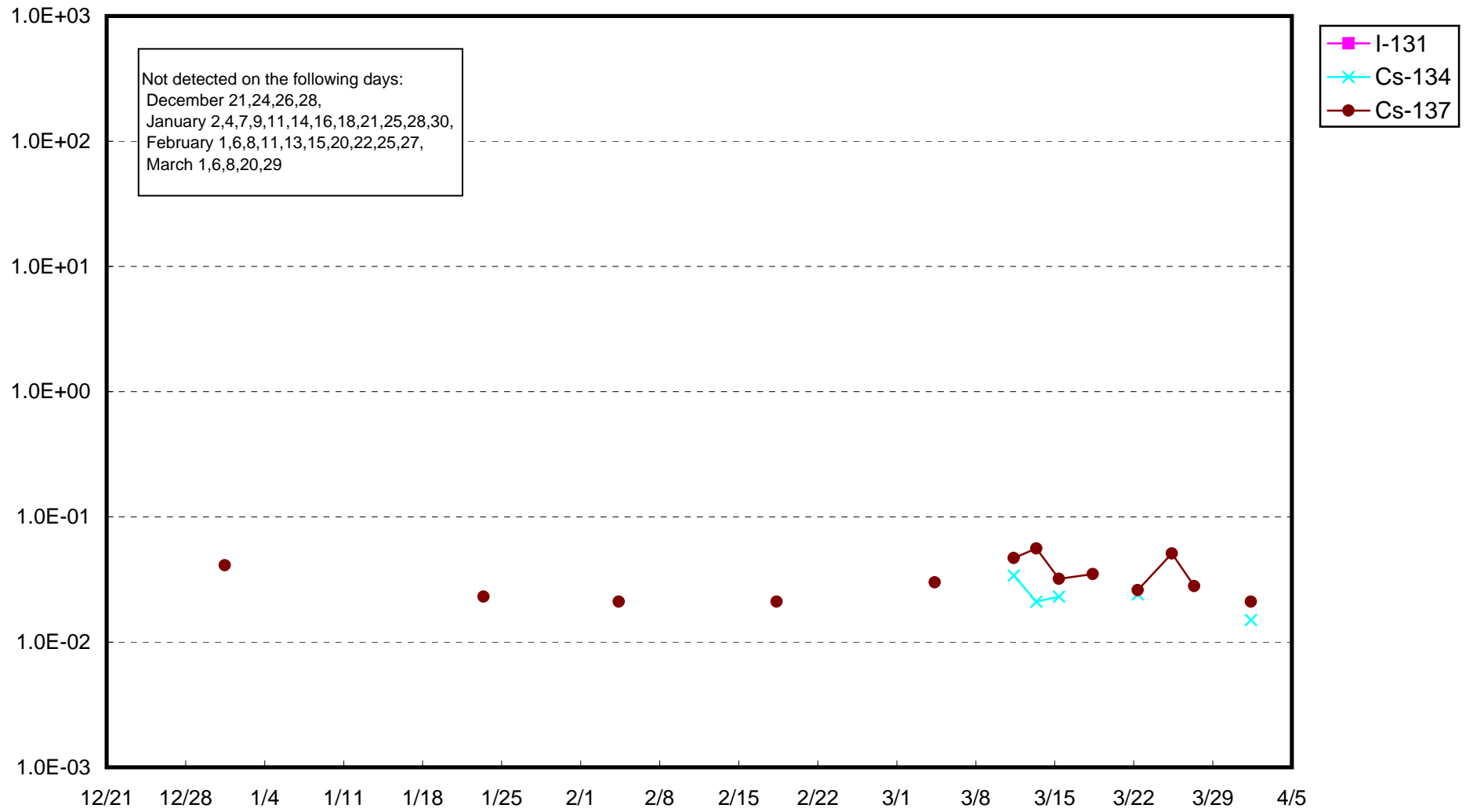
Fukushima Daiichi Nuclear Power Station: Radioactivity Density of Unit 1 Sub-drain (Bq/cm<sup>3</sup>)



Fukushima Daiichi Nuclear Power Station: Radioactivity Density of Unit 2 Sub-drain (Bq/cm<sup>3</sup>)



Fukushima Daiichi Nuclear Power Station: Radioactivity Density of Unit 3 Sub-drain (Bq/cm<sup>3</sup>)





Fukushima Daiichi Nuclear Power Station: Radioactivity Density at the Deep Well at the Site (Bq/cm<sup>3</sup>)

