

Reference

Nuclides Analysis Result of the Sub-drain of Fukushima Daiichi NPS

Data summarized on February 12)

| Place of Sampling | Fukushima Daiichi NPS Unit 1 Sub-drain | Fukushima Daiichi NPS Unit 2 Sub-drain | Fukushima Daiichi NPS Unit 3 Sub-drain | Fukushima Daiichi NPS Unit 4 Sub-drain | Fukushima Daiichi NPS Unit 5 Sub-drain | Fukushima Daiichi NPS Unit 6 Sub-drain | Deep Well at Fukushima Daiichi NPS |
|-------------------------------|---|--|--|--|--|--|------------------------------------|
| Time of Sampling | Feb 11, 2013 7:47 AM | Feb 11, 2013 7:52 AM | Feb 11, 2013 8:01 AM | Feb 11, 2013 8:06 AM | N/A | N/A | Feb 11, 2013 9:00 AM |
| Detected Nuclides (Half-life) | Density of Sample (Bq/cm ³) | | | | | | |
| I-131 (Approx. 8 days) | ND | ND | ND | ND | - | - | ND |
| Cs-134 (Approx. 2 years) | 5.9E-02 | 2.0E-01 | ND | ND | - | - | ND |
| Cs-137 (Approx. 30 years) | 1.2E-01 | 4.0E-01 | ND | ND | - | - | ND |

* O.OE - O is the same as O.O x 10⁻⁰

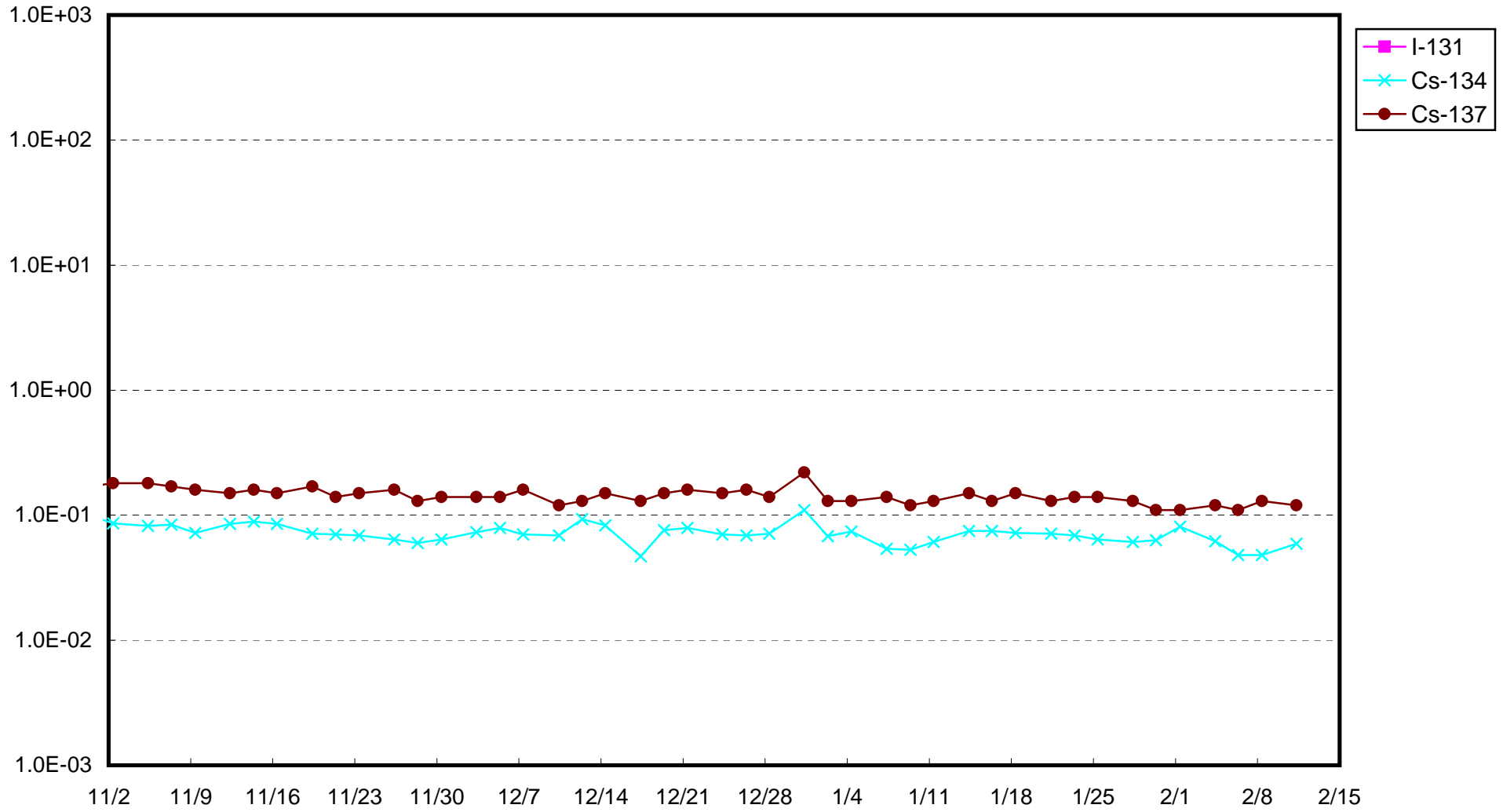
* Data of other nuclides is under evaluation.

* "ND" indicates that the measurement result is below the detection limit.

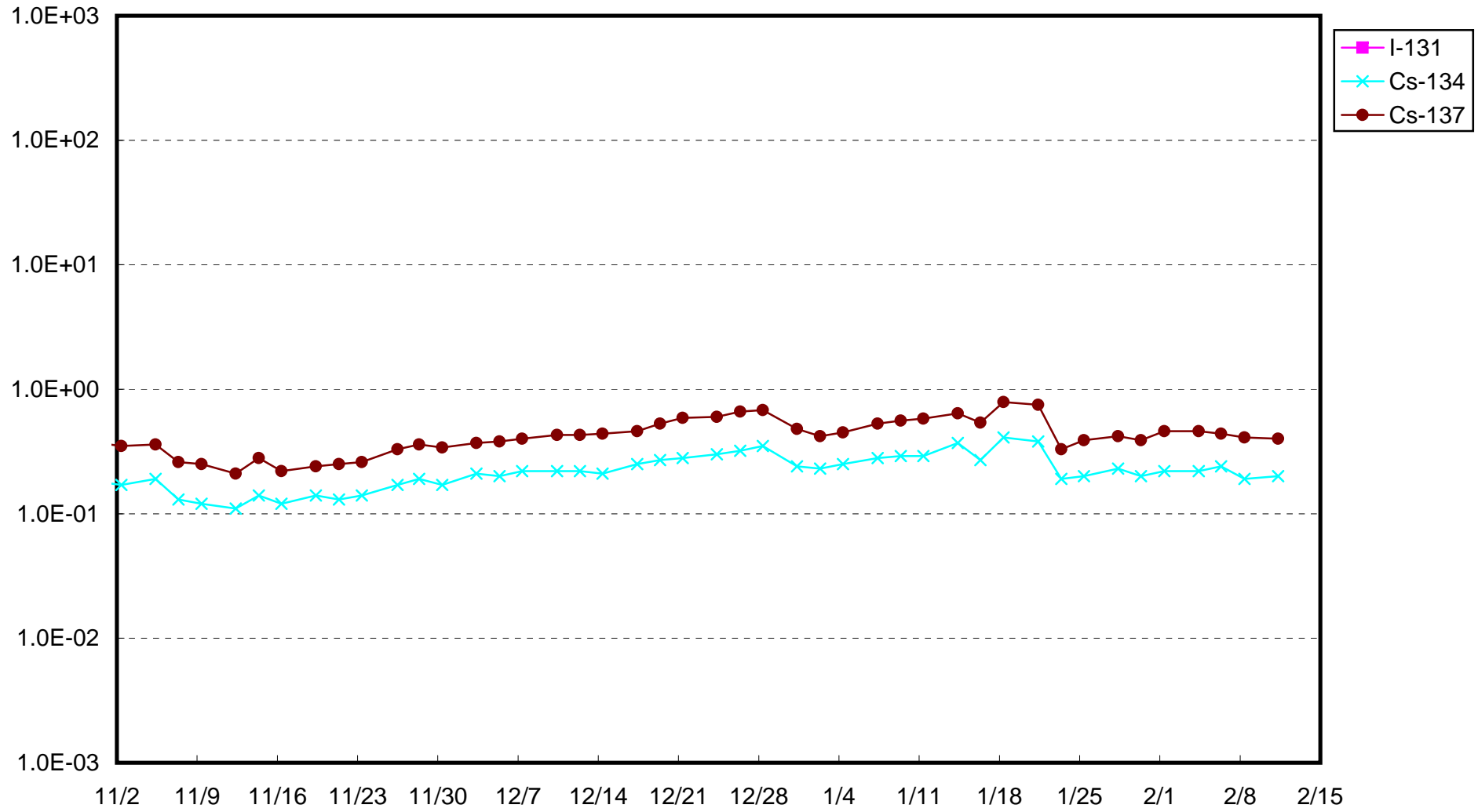
I-131: Approx. 1E-2Bq/cm³, Cs-134: Approx.2E-2Bq/cm³, Cs-137: Approx.2E-2Bq/cm³)
 sample properties, there are cases where nuclides below the detection limit are detected.

As the detection limit may vary depending on the detectors and

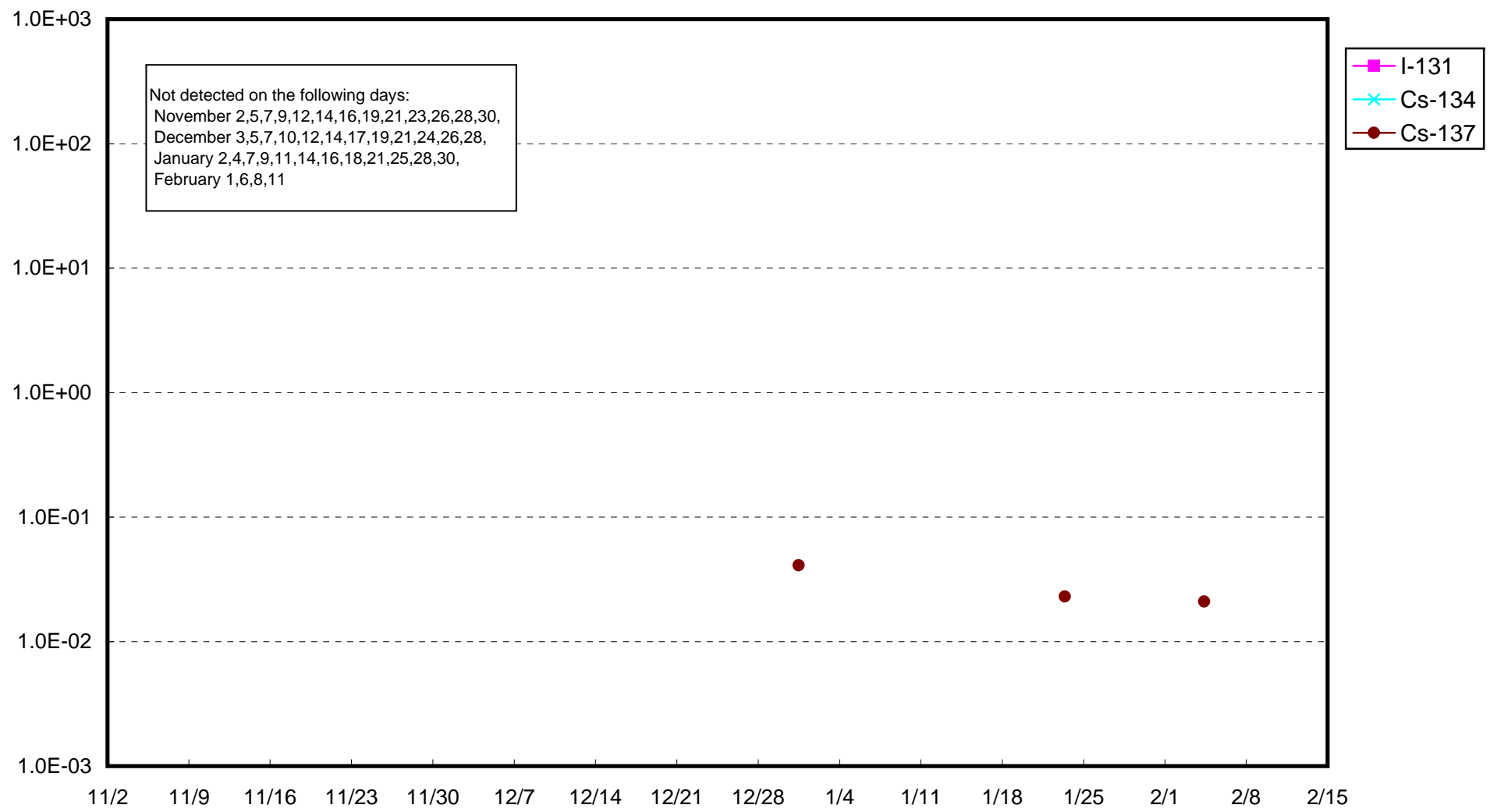
Fukushima Daiichi Nuclear Power Station: Radioactivity Density of Unit 1 Sub-drain (Bq/cm³)



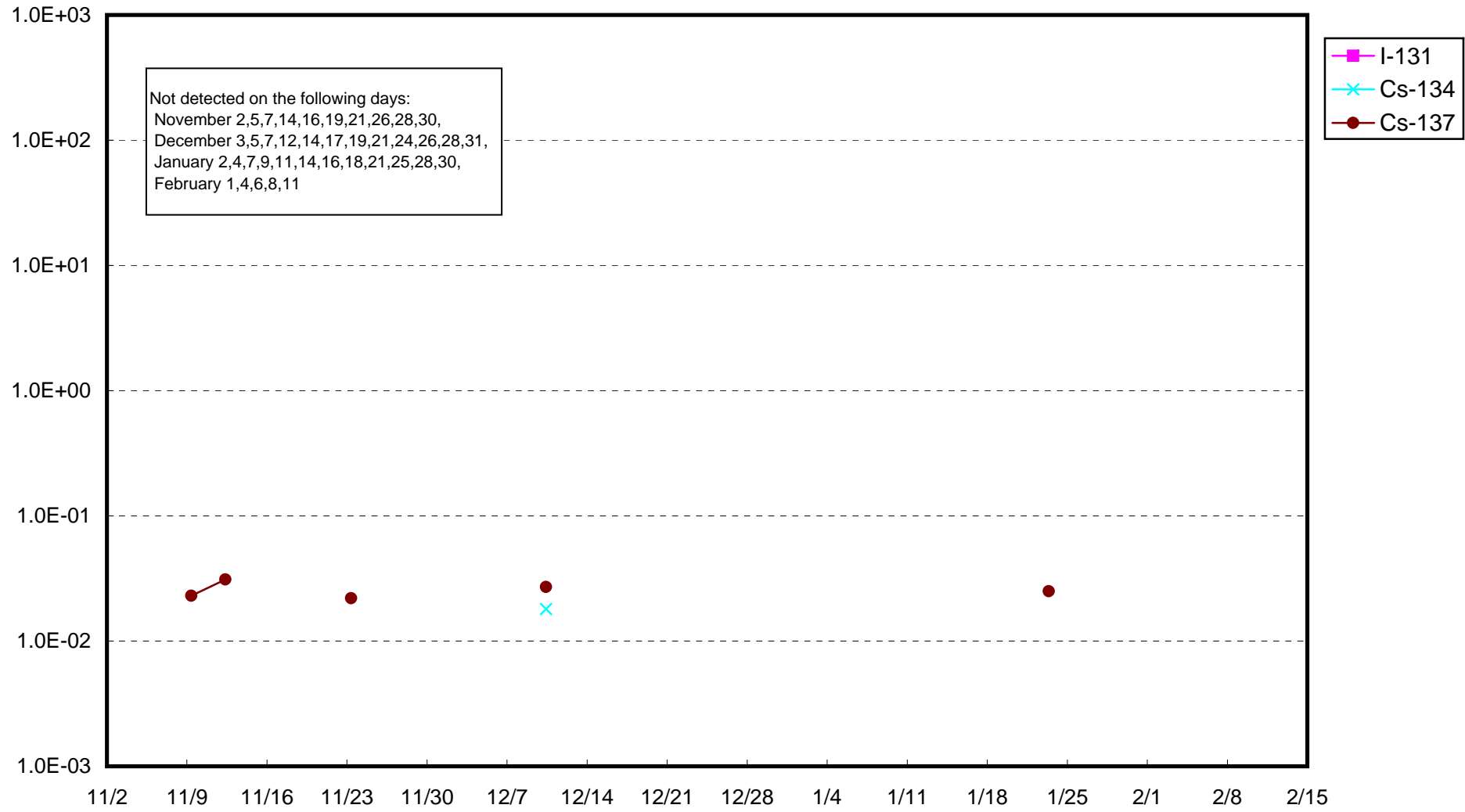
Fukushima Daiichi Nuclear Power Station: Radioactivity Density of Unit 2 Sub-drain (Bq/cm³)



Fukushima Daiichi Nuclear Power Station: Radioactivity Density of Unit 3 Sub-drain (Bq/cm³)



Fukushima Daiichi Nuclear Power Station: Radioactivity Density of Unit 4 Sub-drain (Bq/cm³)



Fukushima Daiichi Nuclear Power Station: Radioactivity Density at the Deep Well at the Site (Bq/cm³)

