

Reference

## Nuclides Analysis Result of the Sub-drain of Fukushima Daiichi NPS

(Data summarized on January 17)

| Place of Sampling             | Fukushima Daiichi NPS Unit 1 Sub-drain  | Fukushima Daiichi NPS Unit 2 Sub-drain | Fukushima Daiichi NPS Unit 3 Sub-drain | Fukushima Daiichi NPS Unit 4 Sub-drain | Fukushima Daiichi NPS Unit 5 Sub-drain | Fukushima Daiichi NPS Unit 6 Sub-drain | Deep Well at Fukushima Daiichi NPS |
|-------------------------------|---|--|--|--|--|--|------------------------------------|
| Time of Sampling              | Jan 16, 2013<br>8:16 AM                 | Jan 16, 2013<br>8:22 AM                | Jan 16, 2013<br>8:27 AM                | Jan 16, 2013<br>8:30 AM                | N/A                                    | N/A                                    | Jan 16, 2013<br>8:30 AM            |
| Detected Nuclides (Half-life) | Density of Sample (Bq/cm <sup>3</sup> ) |  |  |  |  |  |                                    |
| I-131 (Approx. 8 days)        | ND                                      | ND                                     | ND                                     | ND                                     | -                                      | -                                      | ND                                 |
| Cs-134 (Approx. 2 years)      | 7.5E-02                                 | 2.7E-01                                | ND                                     | ND                                     | -                                      | -                                      | ND                                 |
| Cs-137 (Approx. 30 years)     | 1.3E-01                                 | 5.4E-01                                | ND                                     | ND                                     | -                                      | -                                      | ND                                 |

\* O.OE—O is the same as O.O x 10<sup>-0</sup>

\* Data of other nuclides is under evaluation.

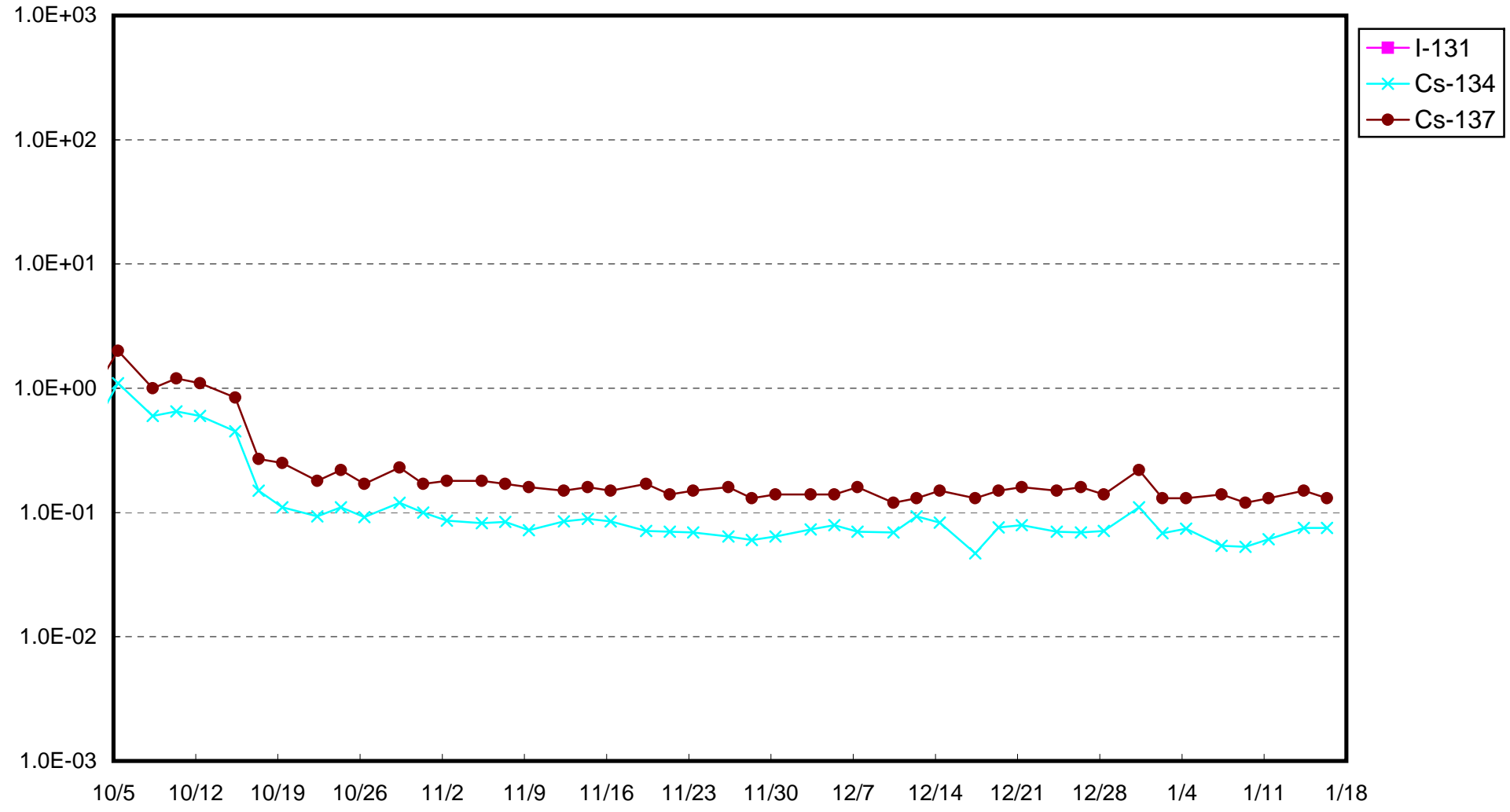
\* "ND" indicates that the measurement result is below the detection limit.

I-131: Approx. 2E-2Bq/cm<sup>3</sup>, Cs-134: Approx.2E-2Bq/cm<sup>3</sup>, Cs-137: Approx.2E-2Bq/cm<sup>3</sup>)

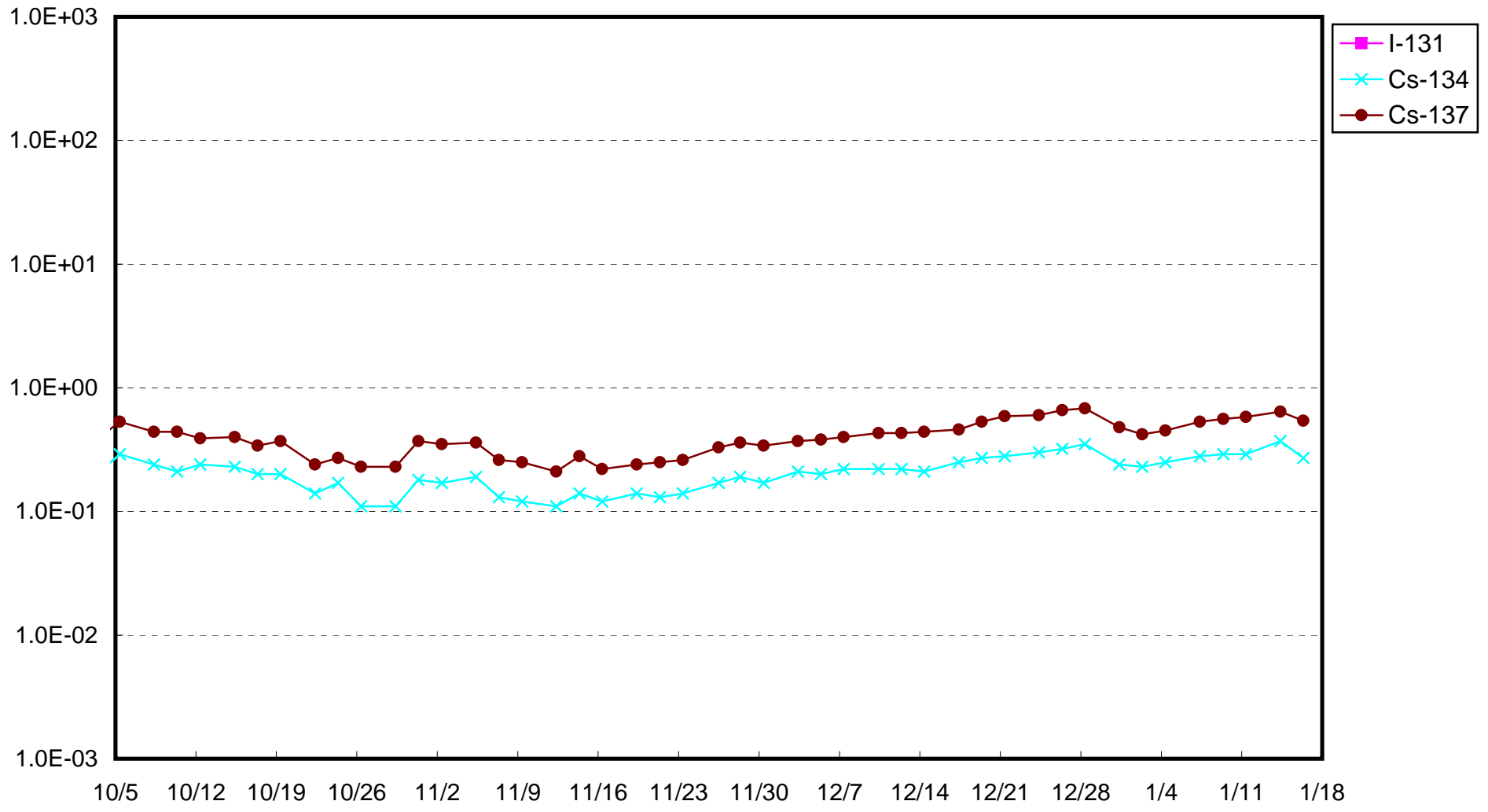
As the detection limit may vary depending on the detectors and sample properties, there are cases where nuclides below the detection limit are detected.

As the detection limit may vary depending on the detectors and sample properties, there are cases where nuclides below the detection limit are detected.

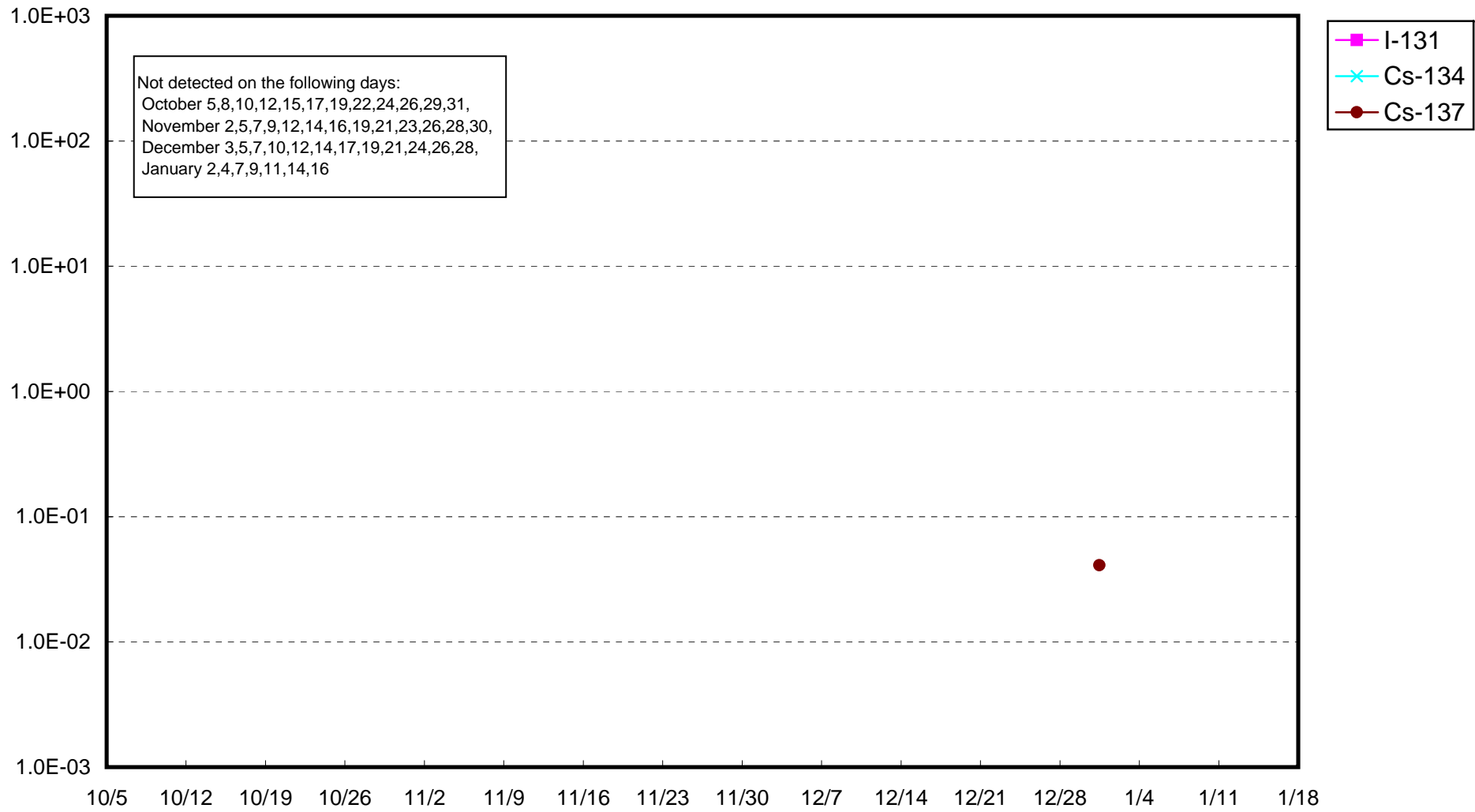
Fukushima Daiichi Nuclear Power Station: Radioactivity Density of Unit 1 Sub-drain (Bq/cm<sup>3</sup>)



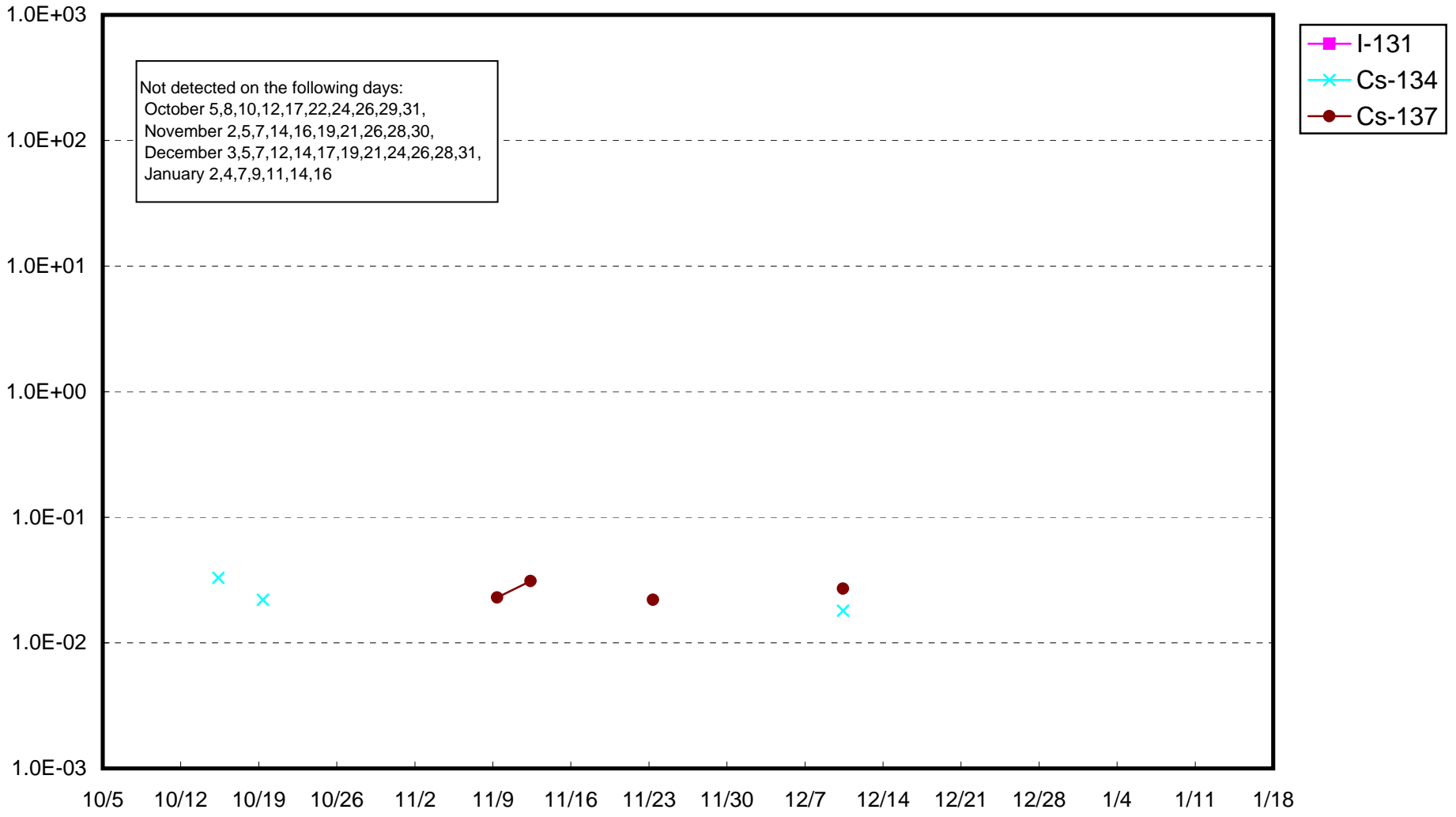
Fukushima Daiichi Nuclear Power Station: Radioactivity Density of Unit 2 Sub-drain (Bq/cm<sup>3</sup>)



Fukushima Daiichi Nuclear Power Station: Radioactivity Density of Unit 3 Sub-drain (Bq/cm<sup>3</sup>)



Fukushima Daiichi Nuclear Power Station: Radioactivity Density of Unit 4 Sub-drain (Bq/cm<sup>3</sup>)



Fukushima Daiichi Nuclear Power Station: Radioactivity Density at the Deep Well at the Site (Bq/cm<sup>3</sup>)

