

Nuclides Analysis Result of the Radioactive Materials in the Seawater < Coast, Fukushima Daiichi Nuclear Power Station >

(Data summarized on April 11)

Place of Sampling	North of Unit 5-6 Discharge Channel at Fukushima Daiichi NPS (Approx. 30m North of Unit 5-6 Discharge Channel)		Around South Discharge Channel of Fukushima Daiichi NPS (Approx. 1.3km South of Unit 1-4 Discharge Channel)		Density Limit Specified by the Reactor Regulation (Bq/L) (The density limit in the water outside the surrounding monitored areas is provided in section 6 of Appendix 2.)
	Time of Sampling	Apr 10, 2013 6:50 AM		Apr 10, 2013 7:08 AM	
Detected Nuclides (Half-life)	Density of Sample (Bq/L)	Scaling Factor (/)	Density of Sample (Bq/L)	Scaling Factor (/)	
I-131 (Approx. 8 days)	ND	-	ND	-	40
Cs-134 (Approx. 2 years)	ND	-	ND	-	60
Cs-137 (Approx. 30 years)	ND	-	ND	-	90

* The density specified by the Reactor Regulation is converted from Bq/cm³ to Bq/L.

* Data of other nuclides is under evaluation.

* In the case of more than 2 nuclides, the sum of scaling factors to density limits is compared to 1.

* "ND" indicates that the measurement result is below the detection limit.

I-131: Approx. 0.45Bq/L, Cs-134: Approx. 1.0Bq/L, Cs-137: Approx. 1.4Bq/L

As the detection limit may vary depending on the detectors and sample properties, there are cases where nuclides below the detection limit are detected.

Nuclides Analysis Result of the Radioactive Materials in the Seawater < Coast, Fukushima Daiichi Nuclear Power Station, Remeasurement >

(Data summarized on April 11)

Place of Sampling	North of Unit 5-6 Discharge Channel at Fukushima Daiichi NPS (Approx. 30m North of Unit 5-6 Discharge Channel)		Around South Discharge Channel of Fukushima Daiichi NPS (Approx. 1.3km South of Unit 1-4 Discharge Channel)		Density Limit Specified by the Reactor Regulation (Bq/L) (The density limit in the water outside the surrounding monitored areas is provided in section 6 of Appendix 2.)
	Time of Sampling		Time of Sampling		
	Mar 11, 2013 7:55 AM		Mar 11, 2013 8:30 AM		
Detected Nuclides (Half-life)	Density of Sample (Bq/L)	Scaling Factor (/)	Density of Sample (Bq/L)	Scaling Factor (/)	
Cs-134 (Approx. 2 years)	0.49	0.01	0.39	0.01	60
Cs-137 (Approx. 30 years)	0.89	0.01	0.75	0.01	90

- * The density specified by the Reactor Regulation is converted from Bq/cm³ to Bq/L.
- * In the case of more than 2 nuclides, the sum of scaling factors to density limits is compared to 1.
- * Analysis results by detail analysis (Phosphomolybdic acid ammonium adsorption sampling method) are noted.
- * Analyzed by: Tokyo Electric Power Environmental Engineering Co., Inc.

Nuclides Analysis Result of the Radioactive Materials in the Seawater < Coast, Fukushima Daini Nuclear Power Station >

(Data summarized on April 11)

Place of Sampling	2F Around the North Discharge Channel (Around Unit 3-4 Discharge Channel) (Approx. 10km from 1F)		Around the North Side of Asamigawa (Approx. 12km South of Unit 1 & 2 Discharge Channel) (Approx. 24km from 1F)		Density Limit Specified by the Reactor Regulation (Bq/L) (The density limit in the water outside the surrounding monitored areas is provided in section 6 of Appendix 2.)
	Time of Sampling	Mar 12, 2013 10:10 AM	Time of Sampling	Mar 12, 2013 Not sampled	
Detected Nuclides (Half-life)	Density of Sample (Bq/L)	Scaling Factor (/)	Density of Sample (Bq/L)	Scaling Factor (/)	
I-131 (Approx. 8 days)	ND	-	-	-	40
Cs-134 (Approx. 2 years)	0.082	0.00	-	-	60
Cs-137 (Approx. 30 years)	0.14	0.00	-	-	90

* The density specified by the Reactor Regulation is converted from Bq/cm³ to Bq/L.

* Data of other nuclides is under evaluation.

* In the case of more than 2 nuclides, the sum of scaling factors to density limits is compared to 1.

* "ND" indicates that the measurement result is below the detection limit.

I-131: Approx. 0.39Bq/L

As the detection limit may vary depending on the detectors and sample properties, there are cases where nuclides below the detection limit are detected.

* As to Cs-134 and Cs-137, analysis results by detail analysis (Phosphomolybdic acid ammonium adsorption sampling method) are noted.

Analyzed by Tokyo Electric Power Environmental Engineering Co., Inc.

No sampling due to no access to the sampling point.

Nuclides Analysis Result of Radioactive Materials in the Seawater < Offshore >

(Data summarized on April 11)

Place of Sampling (Place No.)	*1 3km Offshore of Odaka Ward (T-14)				*2 3km Offshore of Ukedo River (T-D1)				*2 3km Offshore of Fukushima Daiichi NPS (T-D5)				Density Limit Specified by the Reactor Regulation (Bq/L) (The density limit in the water outside the surrounding monitored areas is provided in section 6 of Appendix 2.)
	Upper Layer		Lower Layer		Upper Layer		Lower Layer		Upper Layer		Lower Layer		
Time of Sampling	Mar 5, 2013 9:02 AM		Mar 5, 2013 9:02 AM		Mar 12, 2013 8:37 AM		Mar 12, 2013 8:37 AM		Mar 12, 2013 8:09 AM		Mar 12, 2013 8:09 AM		
Detected Nuclides (Half-life)	Density of Sample (Bq/L)	Scaling Factor (/)	Density of Sample (Bq/L)	Scaling Factor (/)	Density of Sample (Bq/L)	Scaling Factor (/)	Density of Sample (Bq/L)	Scaling Factor (/)	Density of Sample (Bq/L)	Scaling Factor (/)	Density of Sample (Bq/L)	Scaling Factor (/)	
Cs-134 (Approx. 2 years)	0.017	0.00	0.021	0.00	0.0094	0.00	0.011	0.00	0.024	0.00	0.021	0.00	60
Cs-137 (Approx. 30 years)	0.032	0.00	0.038	0.00	0.019	0.00	0.022	0.00	0.042	0.00	0.036	0.00	90

Place of Sampling (Place No.)	*2 3km Offshore of Fukushima Daini NPS (T-D9)				*1 15km Offshore of Fukushima Daiichi NPS (T-5)				*2 3km Offshore of Iwasawa Shore (T-11)				Density Limit Specified by the Reactor Regulation (Bq/L) (The density limit in the water outside the surrounding monitored areas is provided in section 6 of Appendix 2.)
	Upper Layer		Lower Layer		Upper Layer		Lower Layer		Upper Layer		Lower Layer		
Time of Sampling	Mar 15, 2013 9:17 AM		Mar 15, 2013 9:17 AM		Mar 6, 2013 8:14 AM		Mar 6, 2013 8:14 AM		Mar 6, 2013 9:36 AM		Mar 6, 2013 9:36 AM		
Detected Nuclides (Half-life)	Density of Sample (Bq/L)	Scaling Factor (/)	Density of Sample (Bq/L)	Scaling Factor (/)	Density of Sample (Bq/L)	Scaling Factor (/)	Density of Sample (Bq/L)	Scaling Factor (/)	Density of Sample (Bq/L)	Scaling Factor (/)	Density of Sample (Bq/L)	Scaling Factor (/)	
Cs-134 (Approx. 2 years)	0.068	0.00	0.050	0.00	0.0018	0.00	0.0028	0.00	0.0083	0.00	0.0085	0.00	60
Cs-137 (Approx. 30 years)	0.13	0.00	0.092	0.00	0.0043	0.00	0.0060	0.00	0.014	0.00	0.017	0.00	90

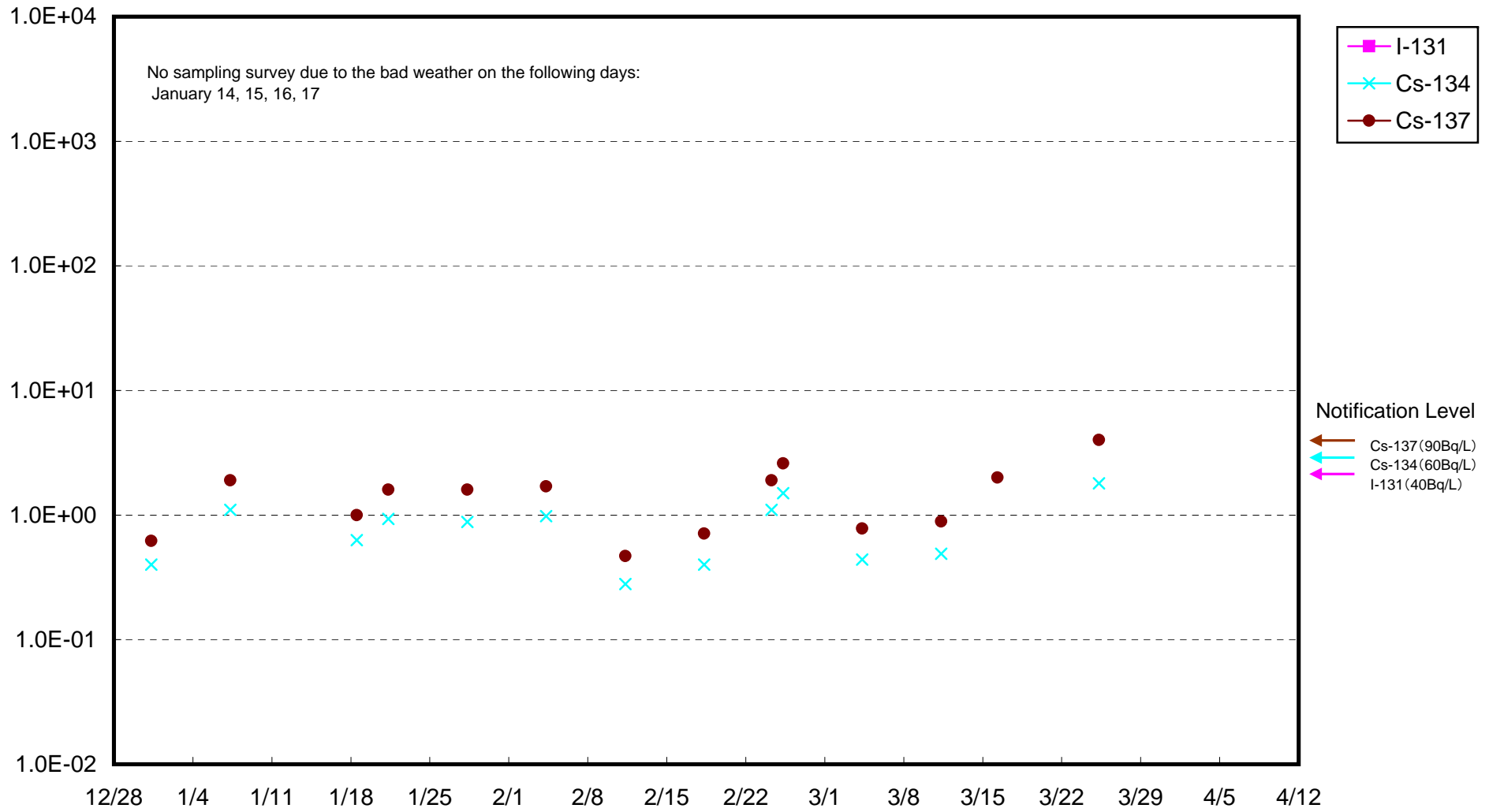
* The density specified by the Reactor Regulation is converted from Bq/cm³ to Bq/L.

* In the case of more than 2 nuclides, the sum of scaling factors to density limits is compared to 1.

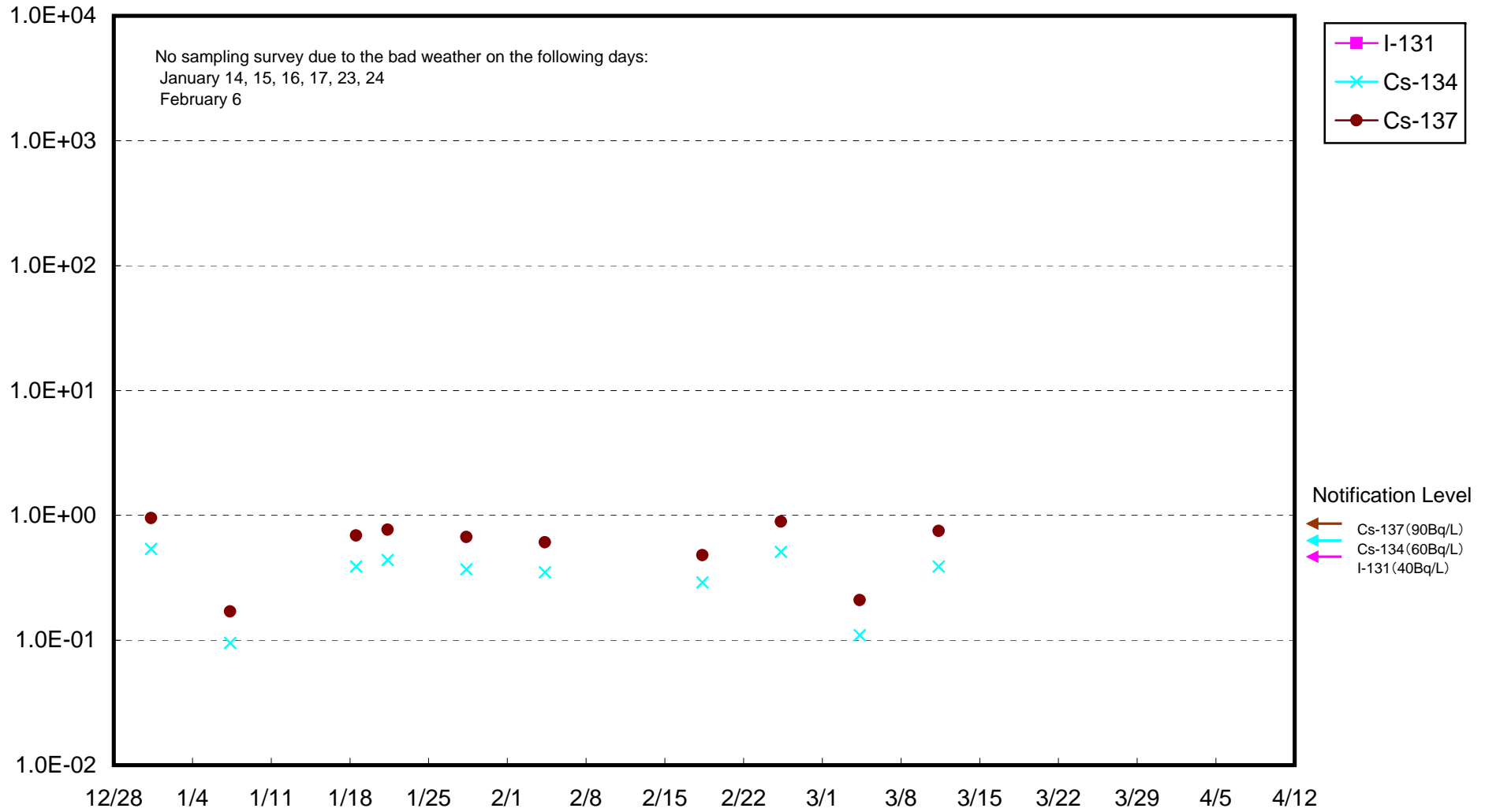
* Analysis results by detail analysis (Phosphomolybdic acid ammonium adsorption sampling method) are noted.

* Analyzed by: *1 THE GENERAL ENVIRONMENTAL TECHNOS Co., LTD., *2 Tokyo Electric Power Environmental Engineering Co., Inc.

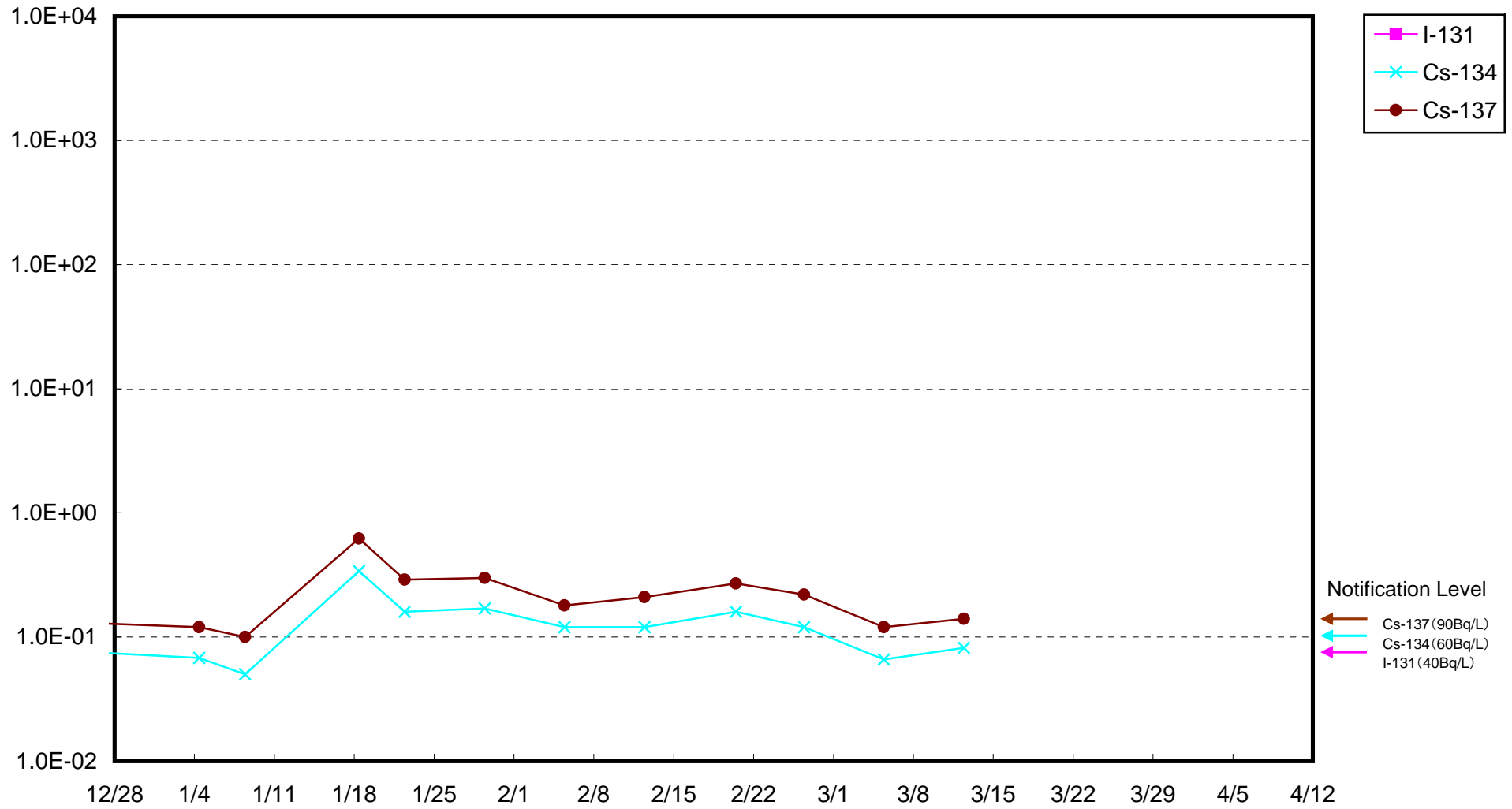
Radioactivity Density of the Seawater at 1F Units 5-6 North Discharge Channel (Bq/L)



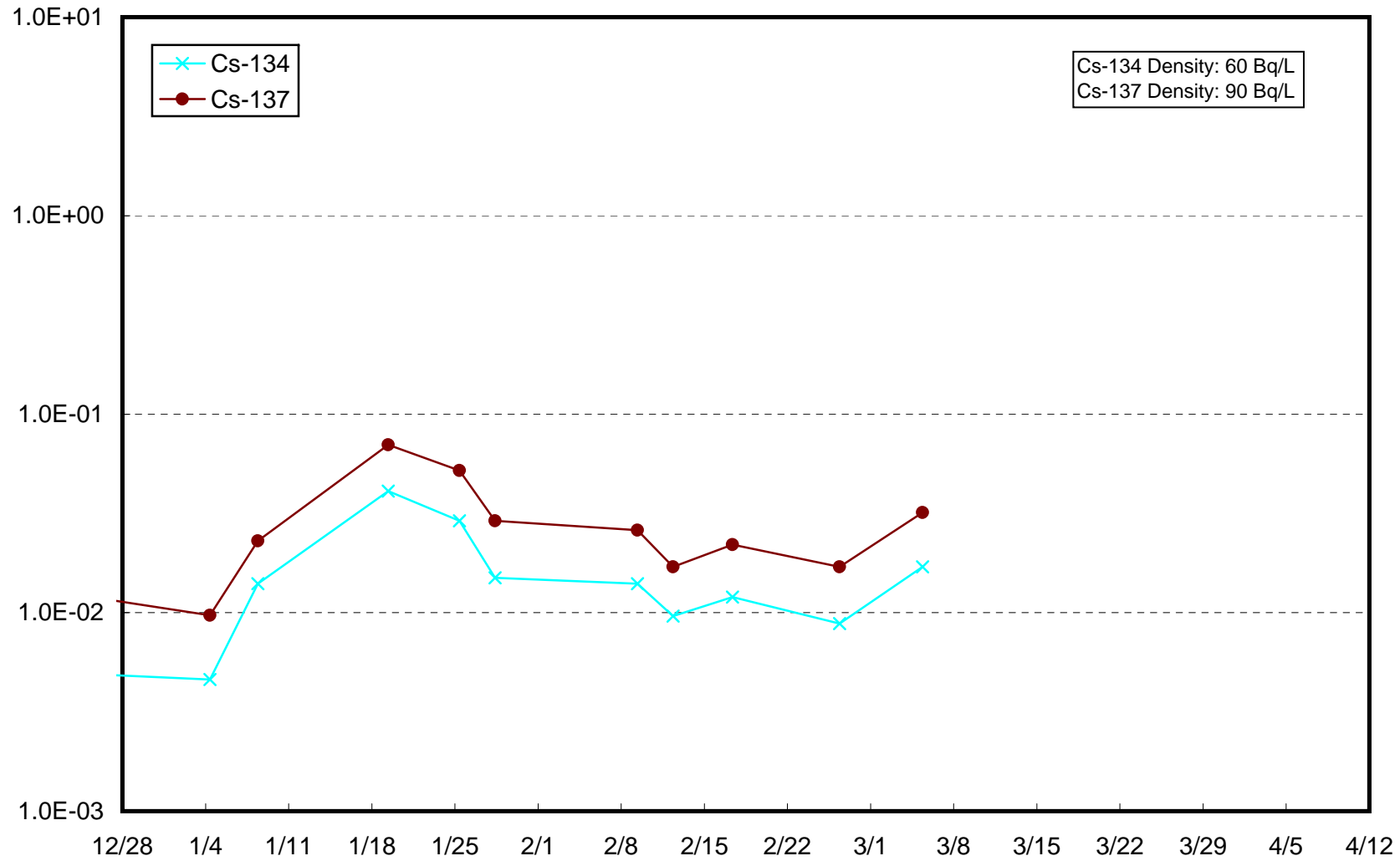
Radioactivity Density of the Seawater at 1F South Discharge Channel (Bq/L)



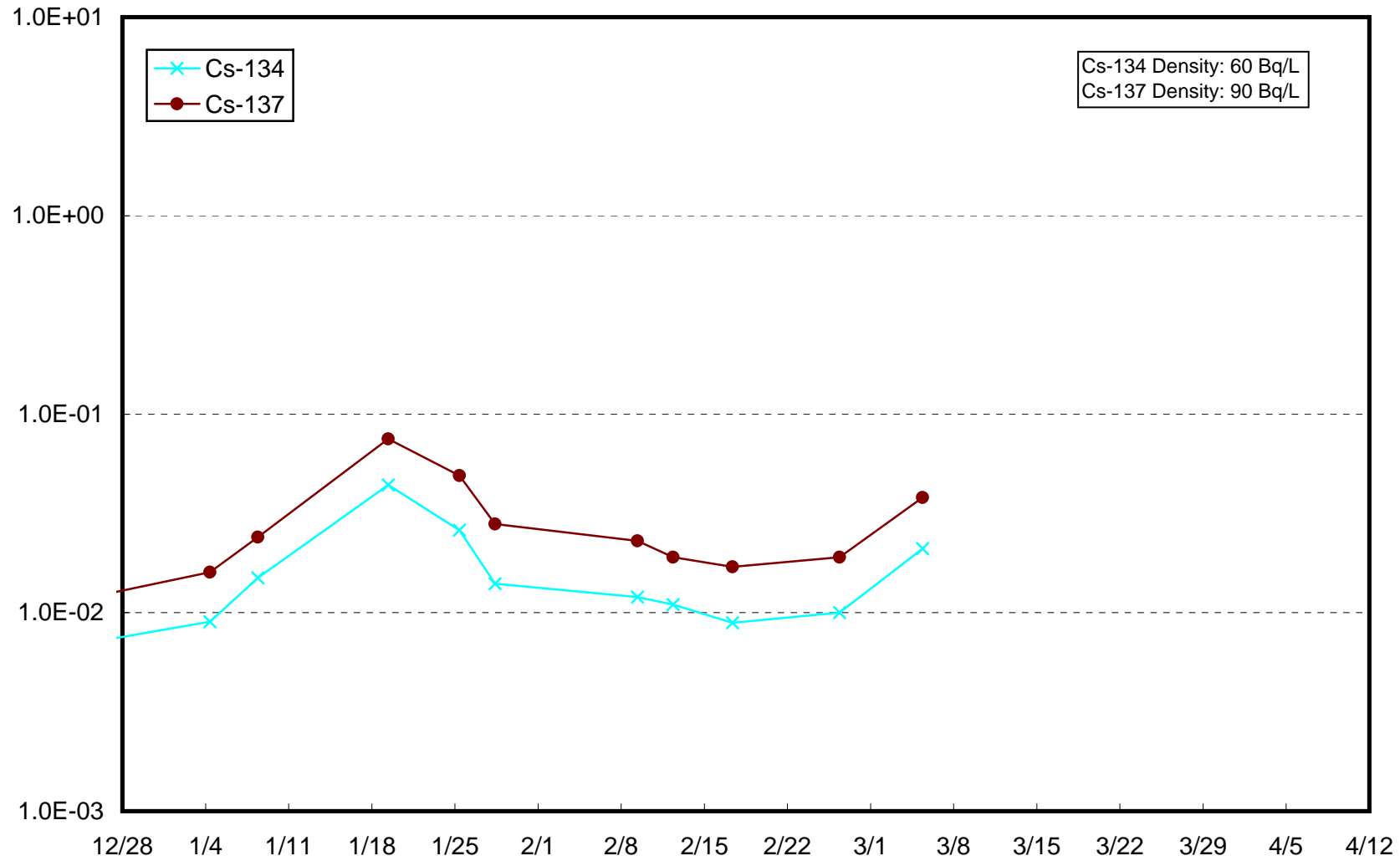
Radioactivity Density of the Seawater at 2F North Discharge Channel (Bq/L)



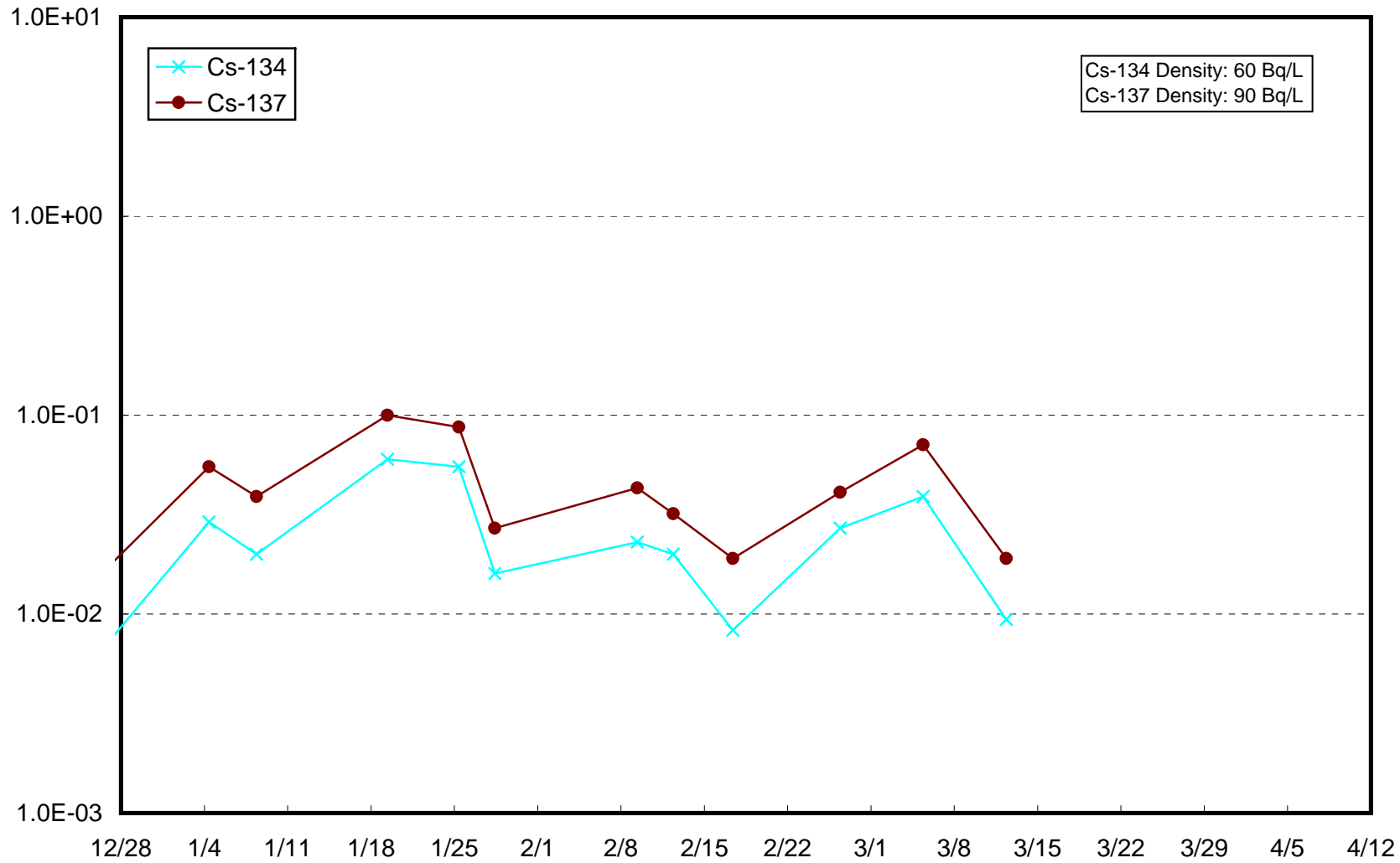
Radioactivity Density of the Seawater at 3km Offshore of Odaka Ward (T-14) Upper Layer (Bq/L)



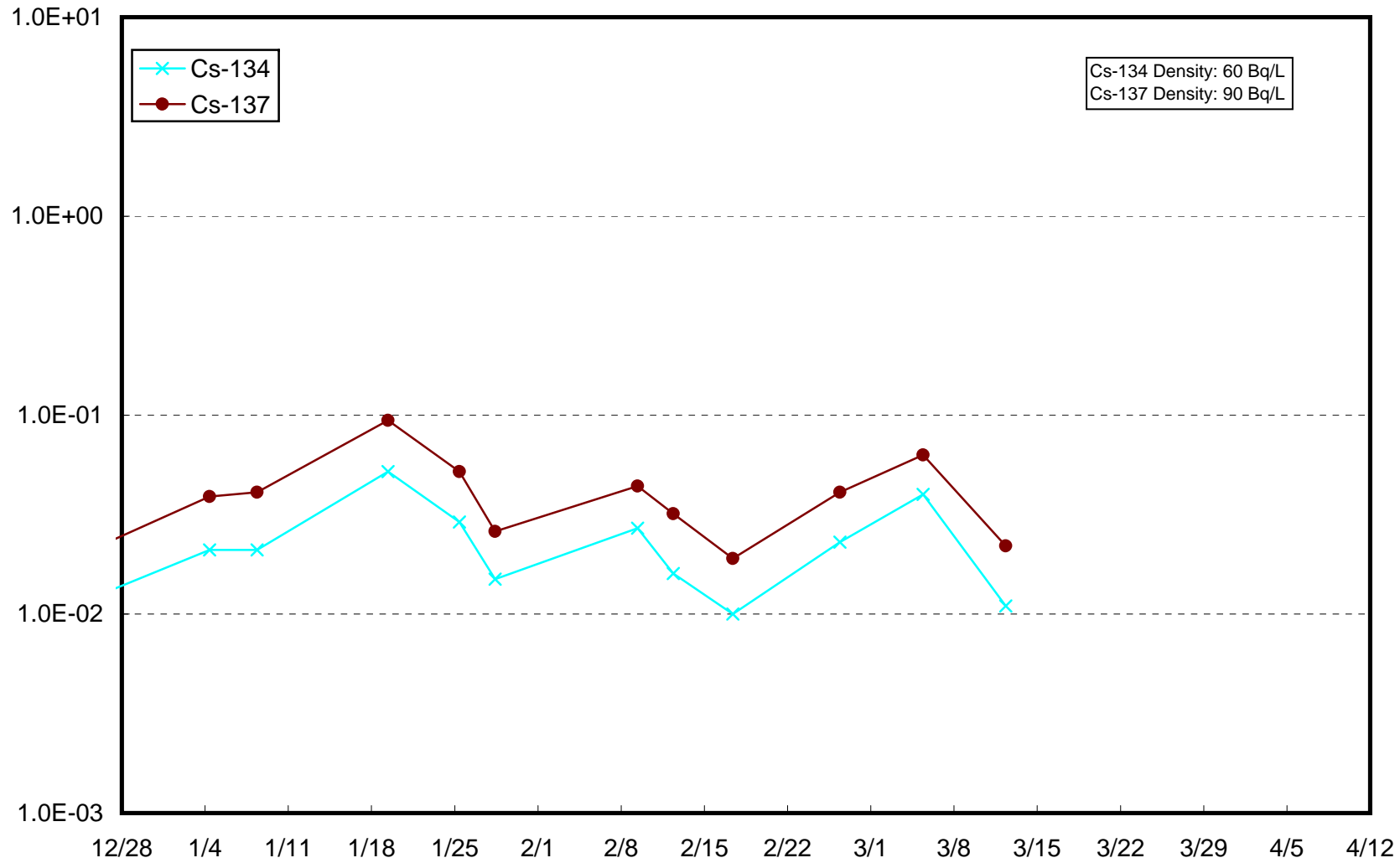
Radioactivity Density of the Seawater at 3km Offshore of Odaka Ward (T-14) Lower Layer (Bq/L)



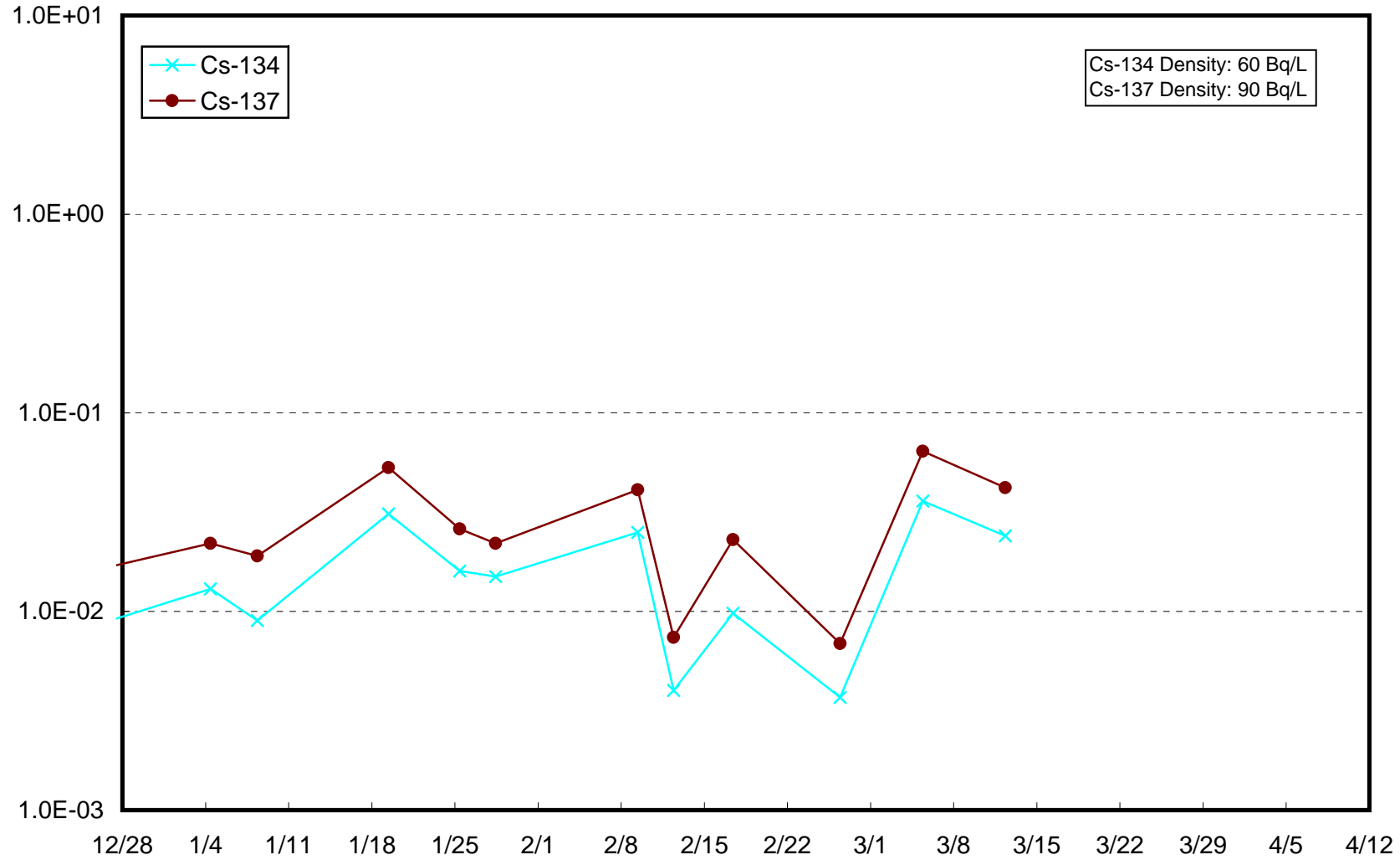
Radioactivity Density of the Seawater at 3km Offshore of Ukedo River (T-D1) Upper Layer (Bq/L)



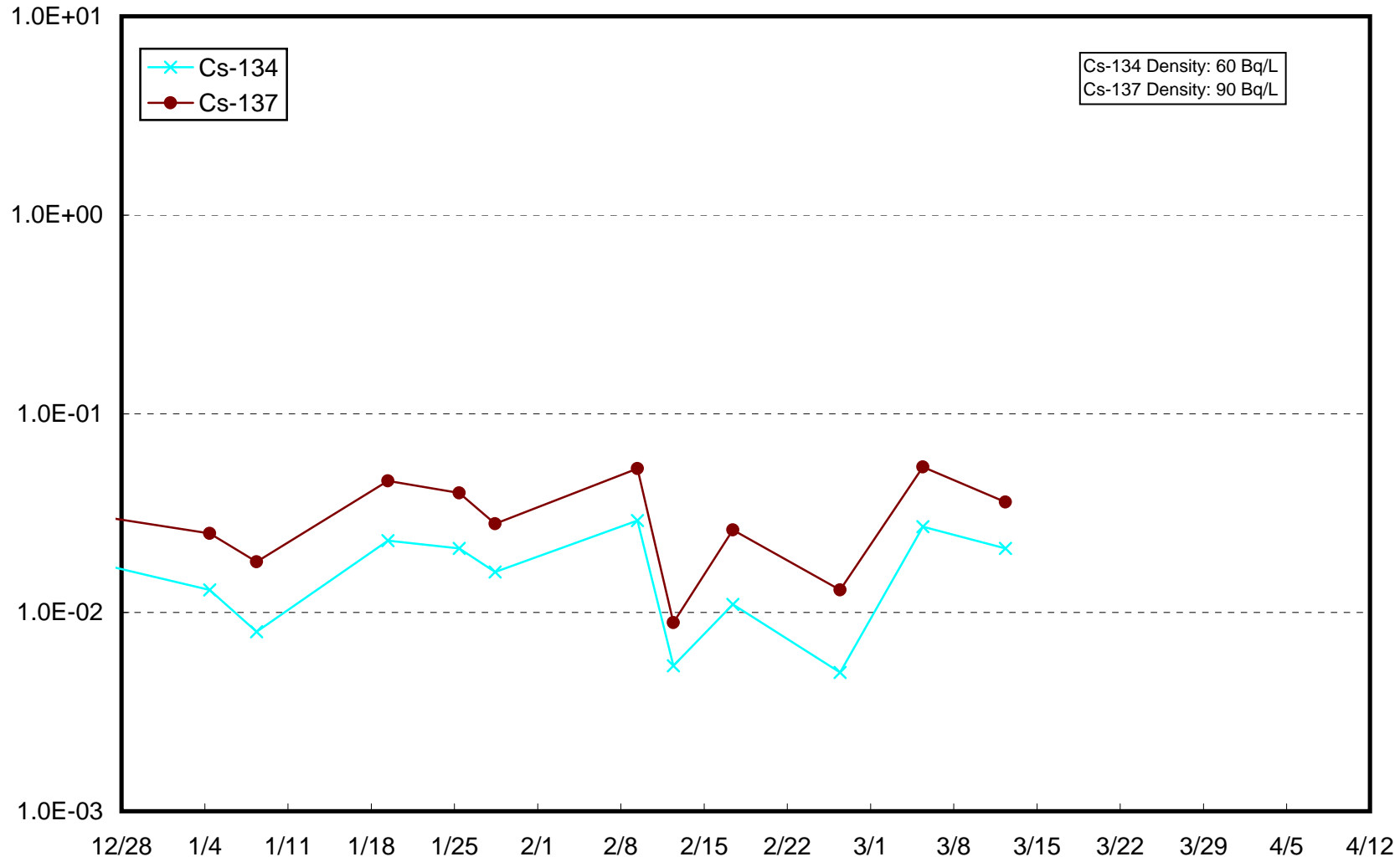
Radioactivity Density of the Seawater at 3km Offshore of Ukedo River (T-D1) Lower Layer (Bq/L)



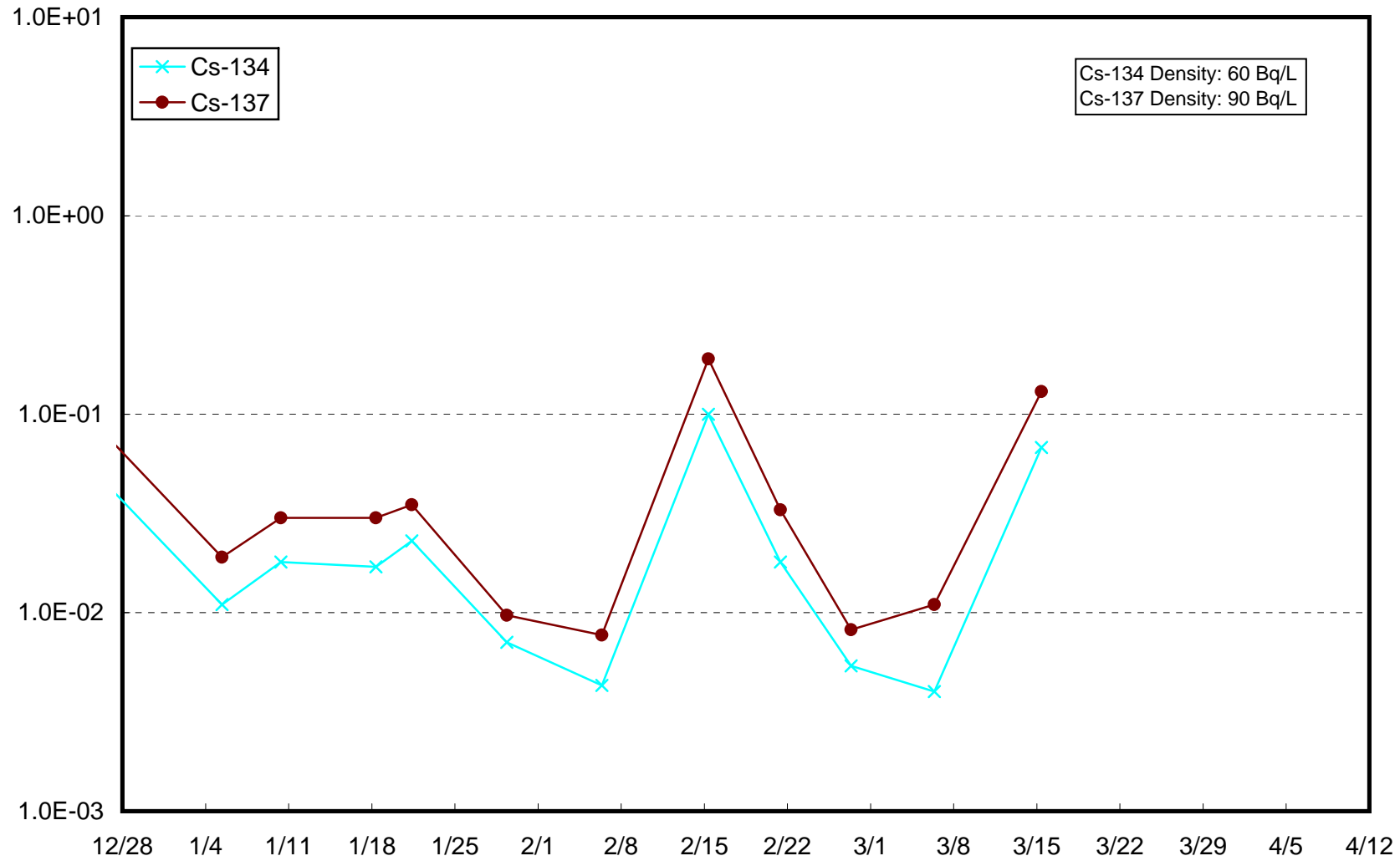
Radioactivity Density of the Seawater at 3km Offshore of Fukushima Daiichi NPS (T-D5) Upper Layer (Bq/L)



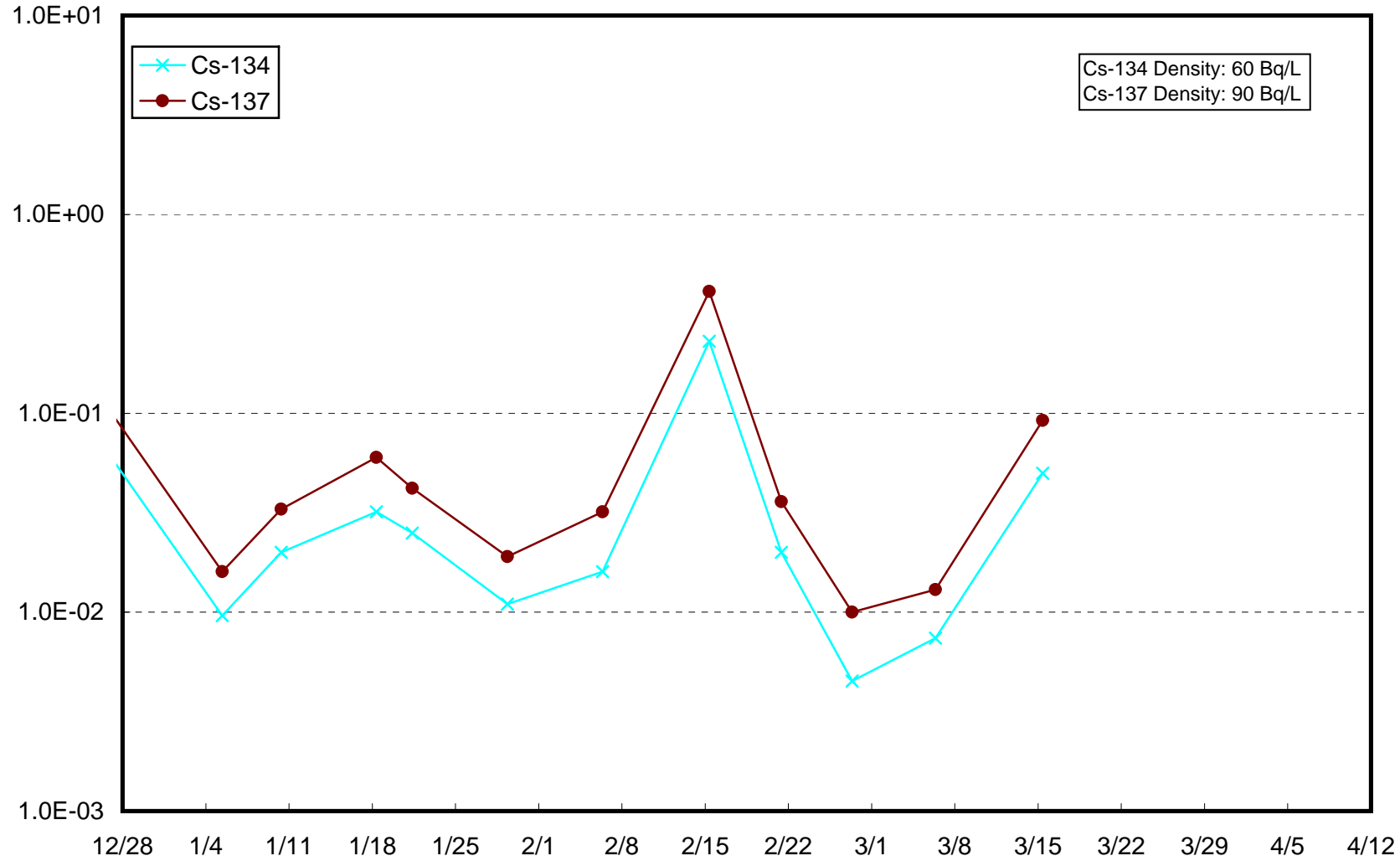
Radioactivity Density of the Seawater at 3km Offshore of Fukushima Daiichi NPS (T-D5) Lower Layer (Bq/L)



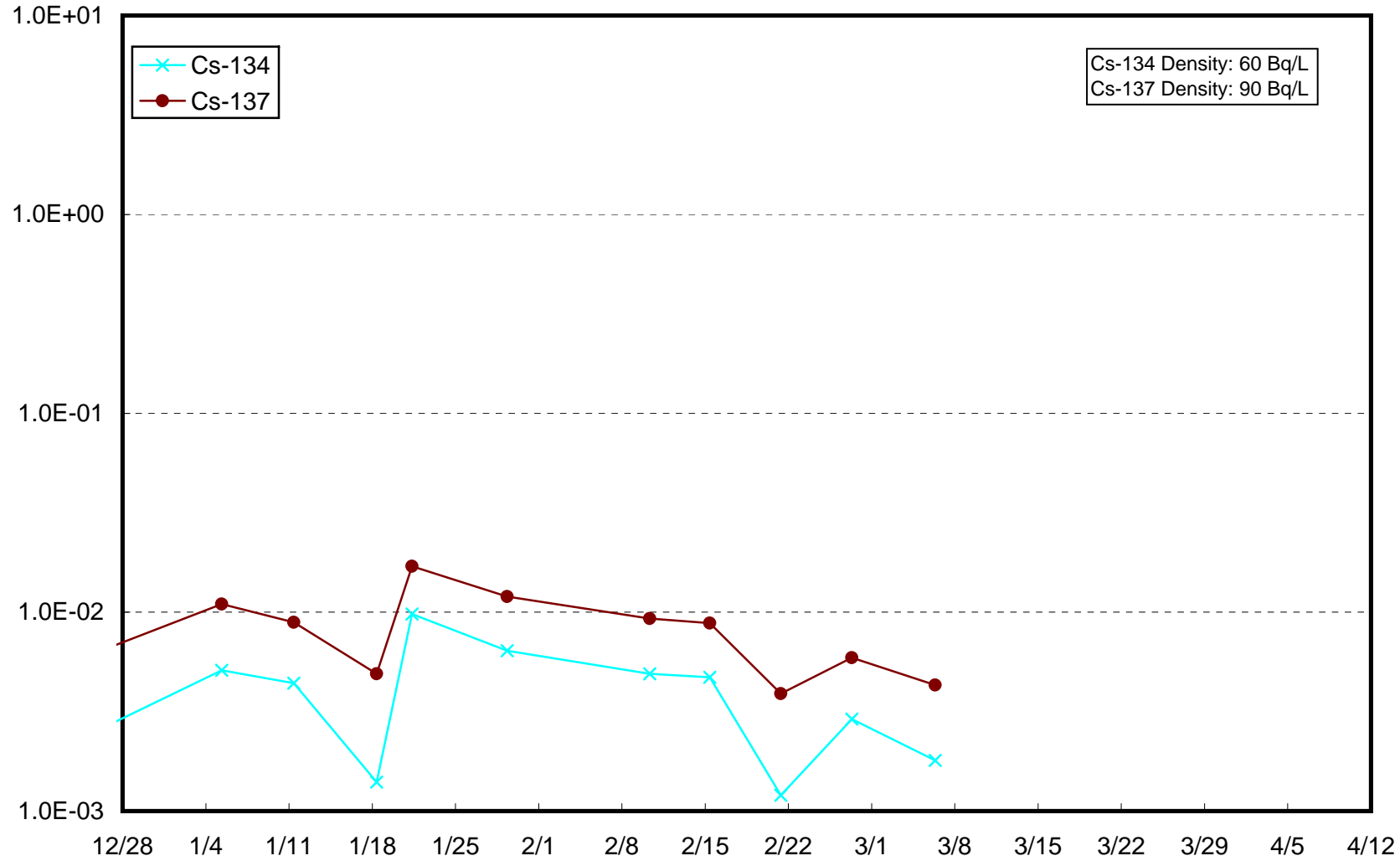
Radioactivity Density of the Seawater at 3km Offshore of Fukushima Daini NPS (T-D9) Upper Layer (Bq/L)



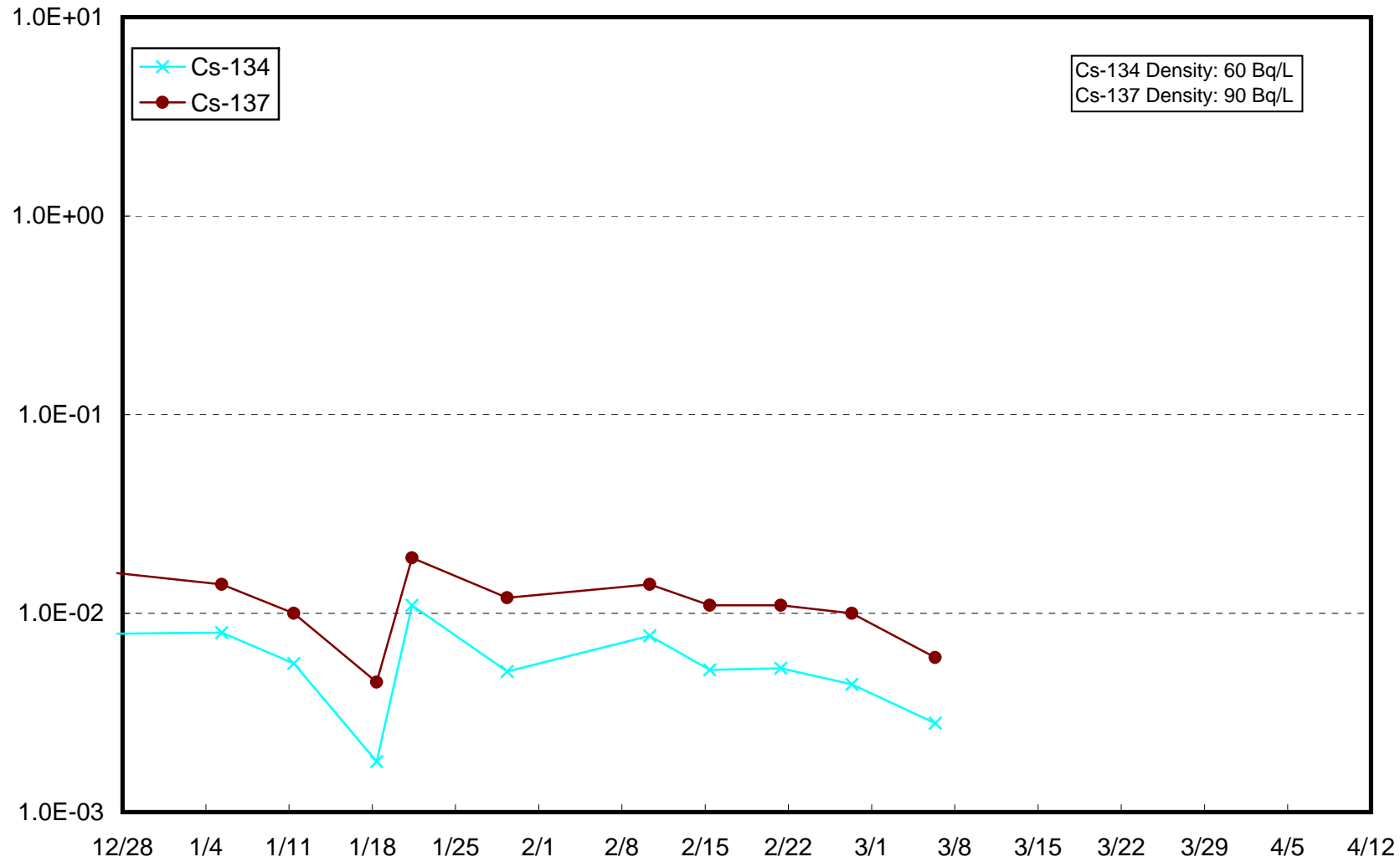
Radioactivity Density of the Seawater at 3km Offshore of Fukushima Daini NPS (T-D9) Lower Layer (Bq/L)



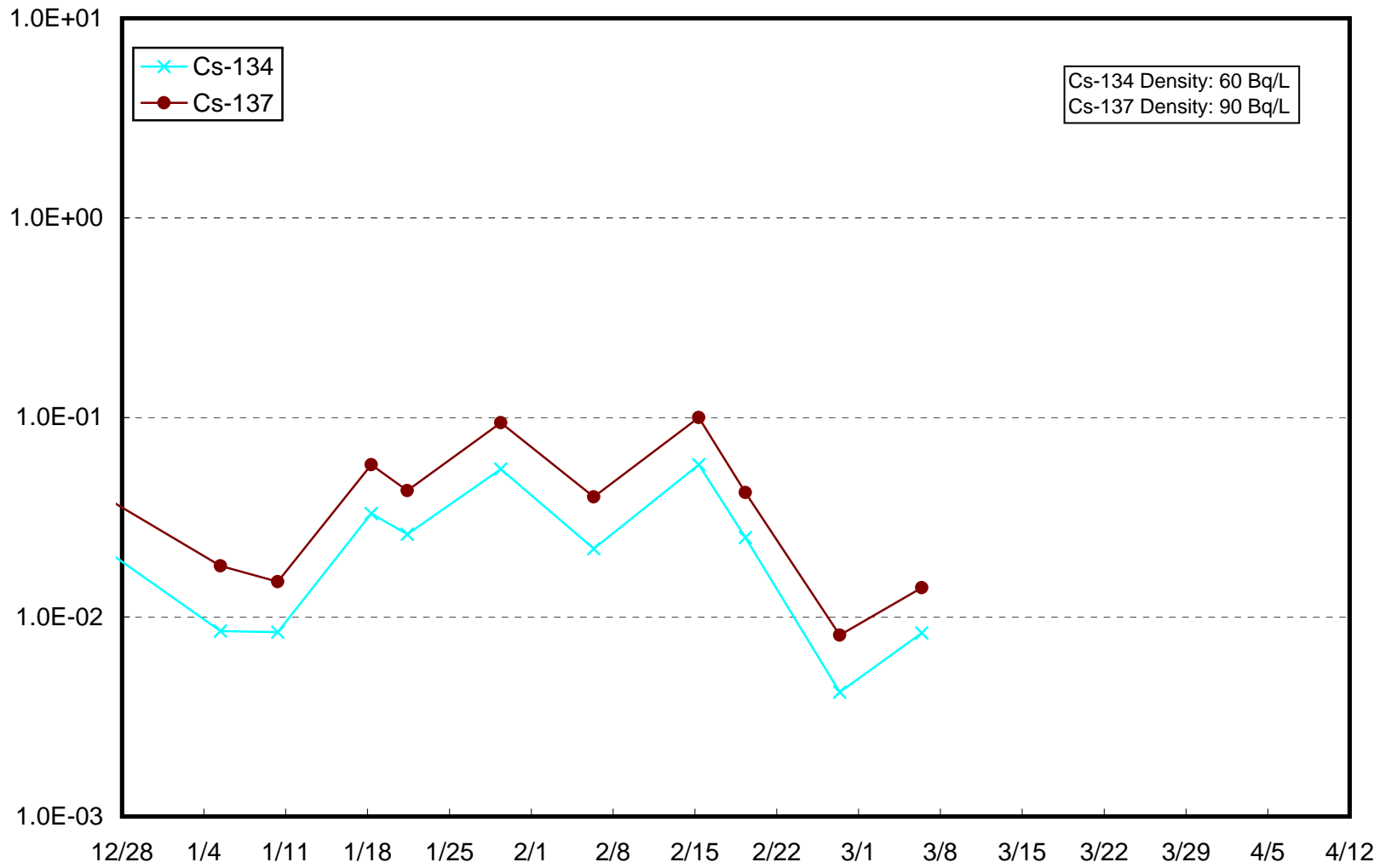
Radioactivity Density of the Seawater at 15km Offshore of Fukushima Daiichi NPS (T-5) Upper Layer (Bq/L)



Radioactivity Density of the Seawater at 15km Offshore of Fukushima Daiichi NPS (T-5) Lower Layer (Bq/L)



Radioactivity Density of the Seawater at 3km Offshore of Iwasawa Shore (T-11) Upper Layer (Bq/L)



Radioactivity Density of the Seawater at 3km Offshore of Iwasawa Shore (T-11) Lower Layer (Bq/L)

