

Nuclide Analysis Results of the Radioactive Materials in the Air at Fukushima Nuclear Power Stations < 1/2 >

(Data summarized on November 29)

| Place of Sampling | The West Gate of Fukushima Daiichi NPS | | | | | | Density Limit Specified by the Reactor Regulation (Bq/cm ³) (Density limit in the air which radiation workers breathe in is specified in section 4 of Appendix 2) |
|-------------------------------|---|---|---|----------------------|---|----------------------|--|
| | Time of Sampling | November 28, 2013 7:00 AM - 12:00 PM | | | | | |
| Detected Nuclides (Half-life) | Density of Sample (Bq/cm ³) | Scaling Factor (/) | Density of Sample (Bq/cm ³) | Scaling Factor (/) | Density of Sample (Bq/cm ³) | Scaling Factor (/) | |
| I-131 (Approx. 8 days) | ND | - | | | | | 1E-03 |
| Cs-134 (Approx. 2 years) | ND | - | | | | | 2E-03 |
| Cs-137 (Approx. 30 years) | ND | - | | | | | 3E-03 |

* The radioactivity density is the sum of the volatile nuclides density and the particulate nuclides density.

O.OE - O is the same as $O.O \times 10^{-O}$

Data of other nuclides is under examination.

* In the case of more than 2 nuclides, the sum of scaling factors to density limits is compared to 1.

* "ND" indicates that the measurement result is below the detection limit.

The detection limits at the west gate of Fukushima Daiichi NPS are as follows: Volatile: I-131: Approx. 7E-8Bq/cm³, Cs-134: Approx.2E-7Bq/cm³, Cs-137: Approx.2E-7Bq/cm³ Particulate: I-131: Approx. 4E-8Bq/cm³, Cs-134: Approx.9E-8Bq/cm³, Cs-137: Approx.1E-7Bq/cm³

Nuclide Analysis Results of the Radioactive Materials in the Air at Fukushima Nuclear Power Stations < 2/2 >

(Data summarized on November 29)

| Place of Sampling | Unit 1 North Side Slope at Fukushima Daiichi NPS | | Unit 1-2 West Side Slope at Fukushima Daiichi NPS | | Unit 3-4 West Side Slope at Fukushima Daiichi NPS | | Density Limit Specified by the Reactor Regulation (Bq/cm ³) (Density limit in the air which radiation workers breathe in is specified in section 4 of Appendix 2) |
|-------------------------------|--|----------------------|---|----------------------|---|----------------------|--|
| | Time of Sampling | | Time of Sampling | | Time of Sampling | | |
| Detected Nuclides (Half-life) | Density of Sample (Bq/cm ³) | Scaling Factor (/) | Density of Sample (Bq/cm ³) | Scaling Factor (/) | Density of Sample (Bq/cm ³) | Scaling Factor (/) | |
| I-131 (Approx. 8 days) | ND | - | ND | - | ND | - | 1E-03 |
| Cs-134 (Approx. 2 years) | ND | - | ND | - | ND | - | 2E-03 |
| Cs-137 (Approx. 30 years) | ND | - | ND | - | ND | - | 3E-03 |

* The radioactivity density is the sum of the volatile nuclides density and the particulate nuclides density.

O.OE - O is the same as O.O x 10^{-O}

Data of other nuclides is under examination.

* In the case of more than 2 nuclides, the sum of scaling factors to density limits is compared to 1.

* "ND" indicates that the measurement result is below the detection limit.

The detection limits are as follows. Volatile: I-131: Approx. 1E-6Bq/cm³, Cs-134: Approx.1E-6Bq/cm³, Cs-137: Approx.2E-6Bq/cm³

Particulate: I-131: Approx. 6E-7Bq/cm³, Cs-134: Approx.9E-7Bq/cm³, Cs-137: Approx.8E-7Bq/cm³ As the detection limit may vary depending on the detectors and sample properties, there are cases where nuclides below the detection limit are detected.

Nuclides Analysis Result of the Radioactive Materials in the Air at the Sea Side of Fukushima Nuclear Power Stations

(Data summarized on November 29)

| Place of Sampling | Fukushima Daiichi NPS Sea Side Area near Unit 1-4 | | | | | | Density Limit Specified by the Reactor Regulation (Bq/cm ³) (Density limit in the air which radiation workers breathe in is specified in section 4 of Appendix 2) |
|-------------------------------|---|----------------------|---|----------------------|---|----------------------|--|
| Time of Sampling | November 28, 2013 7:47 AM - 12:47 PM | | | | | | |
| Detected Nuclides (Half-life) | Density of Sample (Bq/cm ³) | Scaling Factor (/) | Density of Sample (Bq/cm ³) | Scaling Factor (/) | Density of Sample (Bq/cm ³) | Scaling Factor (/) | |
| I-131 (Approx. 8 days) | ND | - | / | / | / | / | 1E-03 |
| Cs-134 (Approx. 2 years) | 4.8E-07 | 0.00 | / | / | / | / | 2E-03 |
| Cs-137 (Approx. 30 years) | 1.1E-06 | 0.00 | / | / | / | / | 3E-03 |

* The radioactivity density is the sum of the volatile nuclides density and the particulate nuclides density.

O.OE - O is the same as O.O x 10^{-O}

Data of other nuclides is under examination.

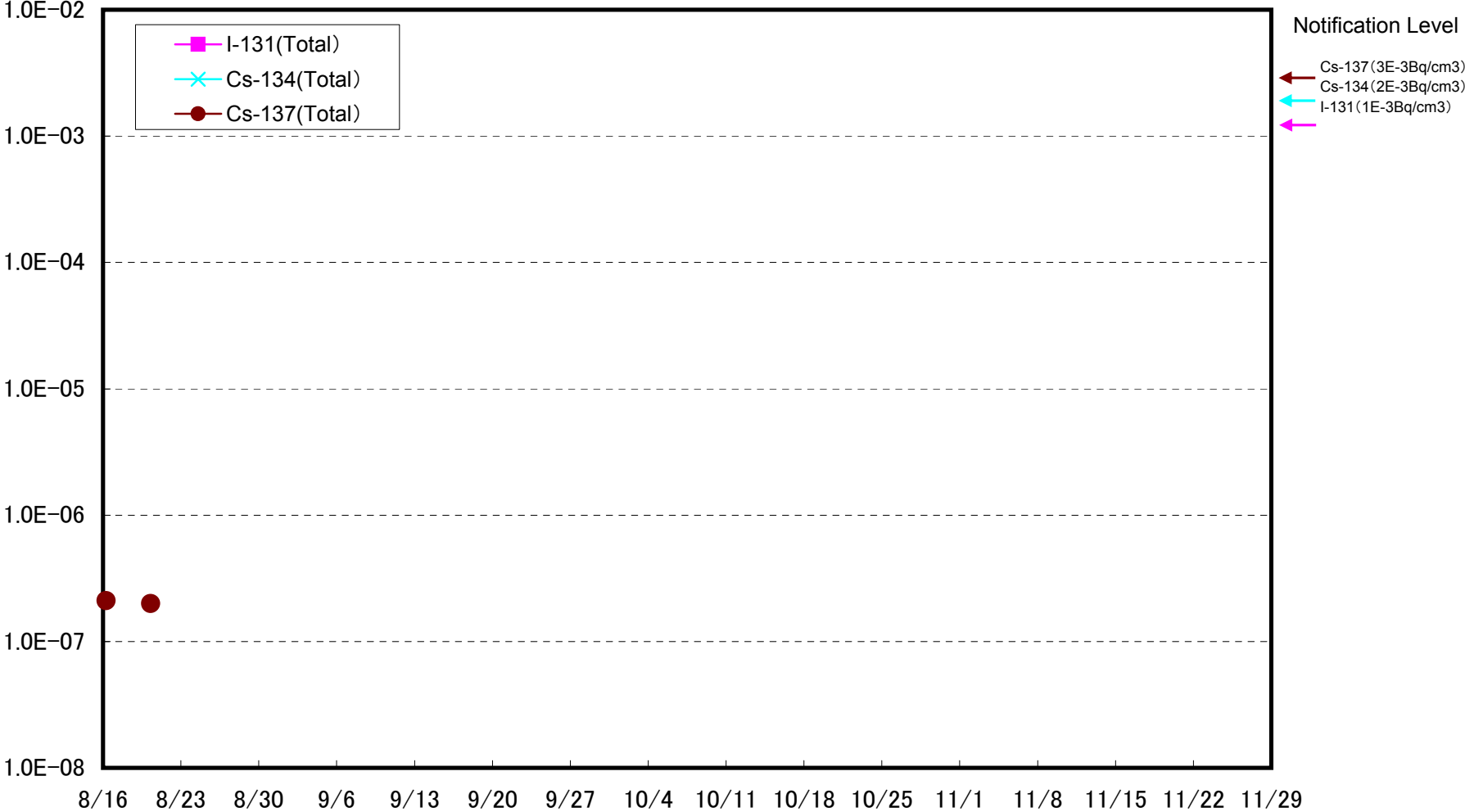
* In the case of more than 2 nuclides, the sum of scaling factors to density limits is compared to 1.

* "ND" indicates that the measurement result is below the detection limit.

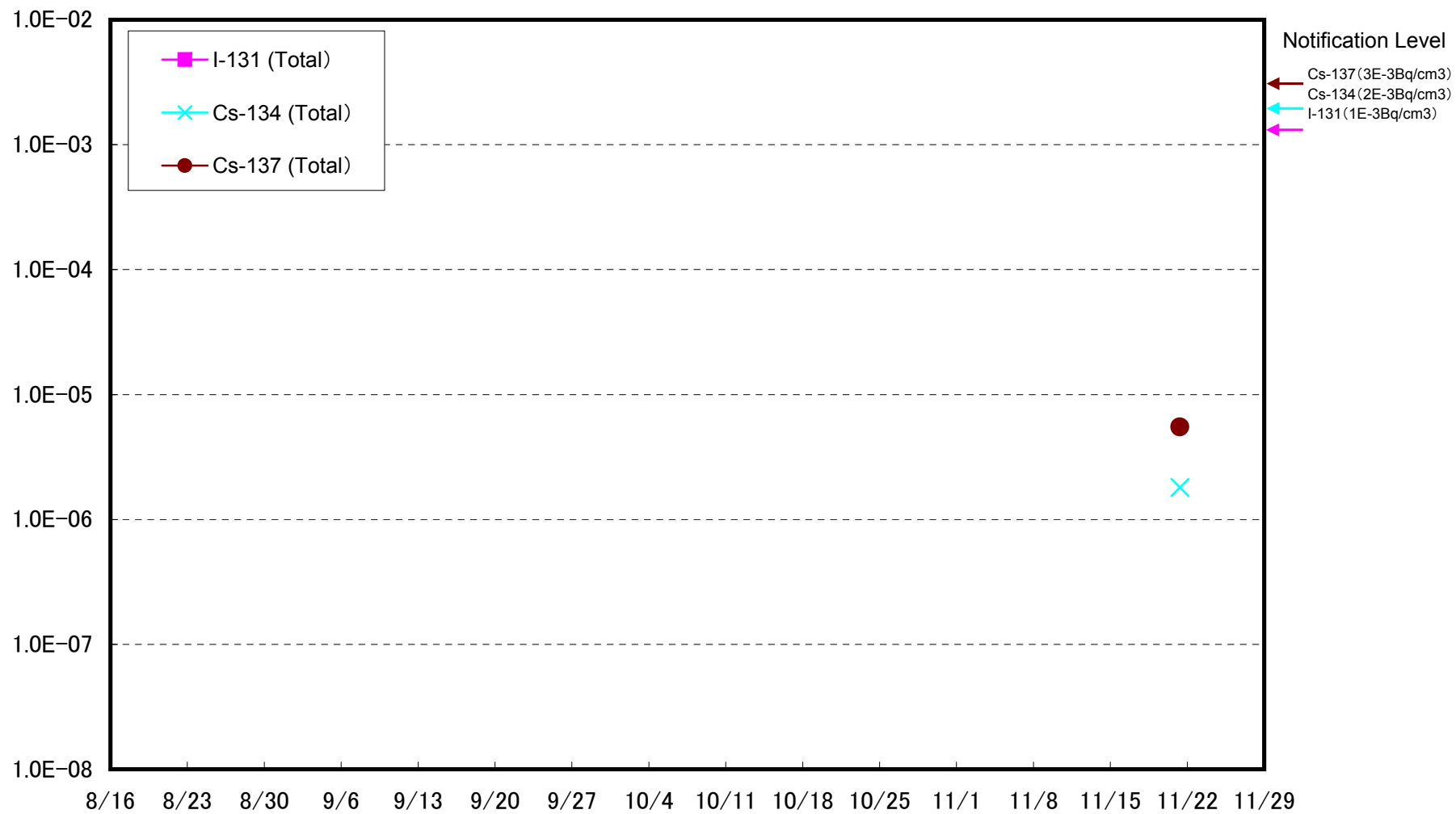
The detection limits are as follows. Volatile: I-131: Approx. 7E-8Bq/cm³, Cs-134: Approx.8E-8Bq/cm³, Cs-137: Approx.6E-8Bq/cm³

Particulate: I-131: Approx. 5E-8Bq/cm³ As the detection limit may vary depending on the detectors and sample properties, there are cases where nuclides below the detection limit are detected.

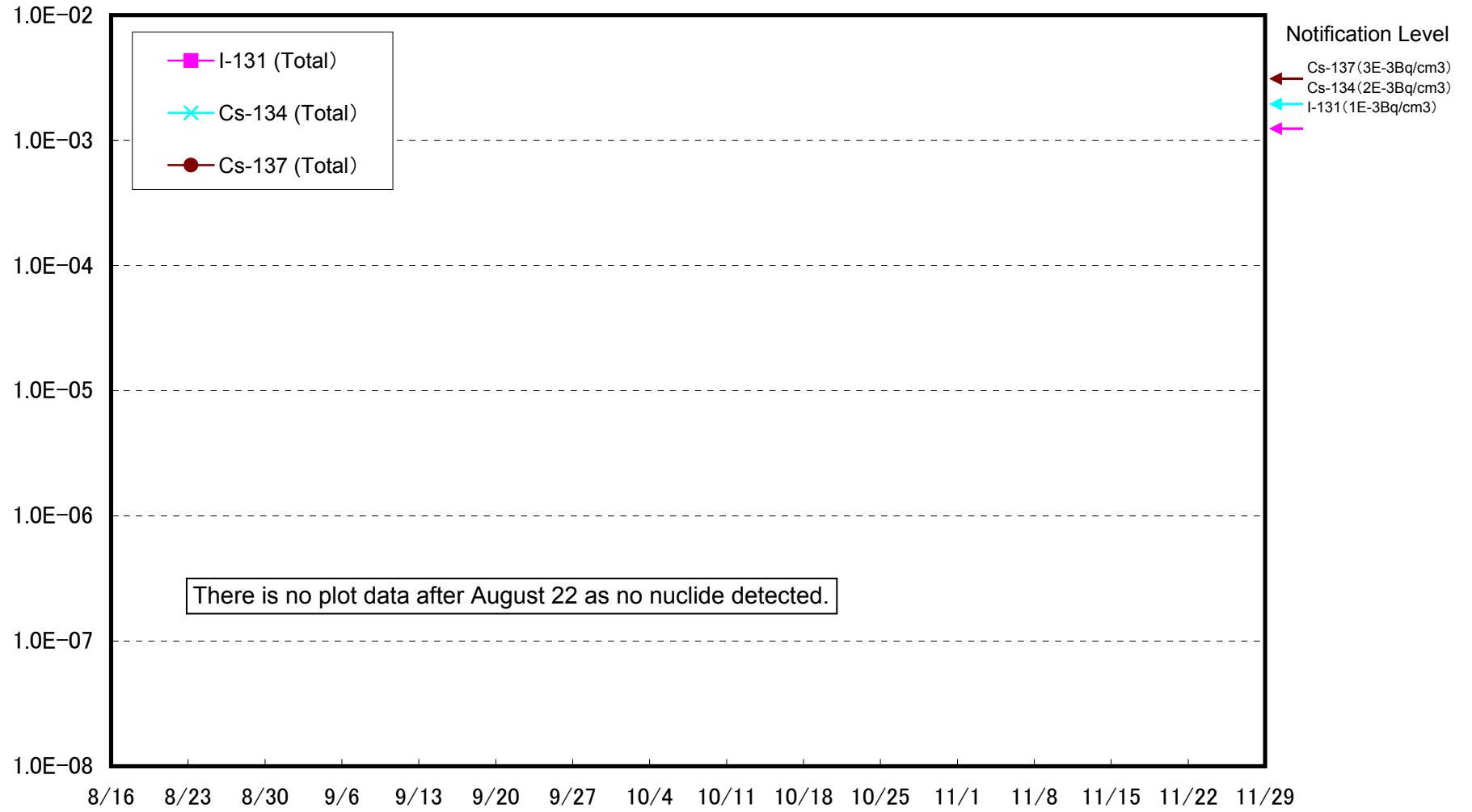
Dust Nuclides Analysis Result: The West Gate of Fukushima Daiichi Nuclear Power Station (Bq/cm³)



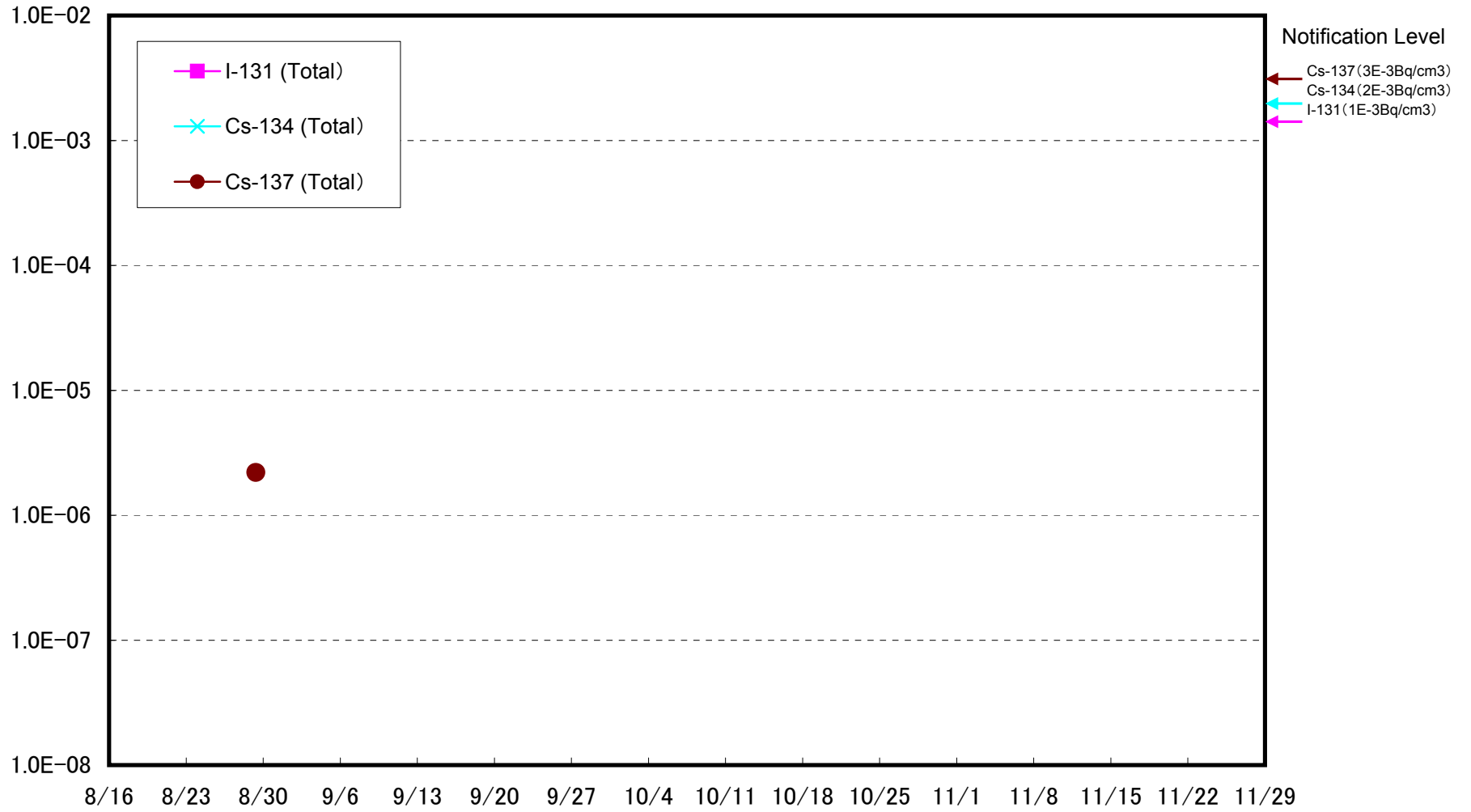
Dust Nuclides Analysis Results at Unit 1 North Side Slope at Fukushima Daiichi NPS (Bq/cm³)



Fukushima Daiichi NPS Unit 1-2 West Side Slope
Results of Dust Nuclides Analysis (Bq/cm³)



Fukushima Daiichi NPS Unit 3-4 West Side Slope
Results of Dust Nuclides Analysis (Bq/cm³)



Fukushima Daiichi NPS Unit 1-4 Sea Side
Results of Dust Nuclides Analysis (Bq/cm³)

