

Nuclide Analysis Results of the Radioactive Materials in the Air at Fukushima Nuclear Power Stations < 1/2 >

(Data summarized on October 23)

Place of Sampling	The West Gate of Fukushima Daiichi NPS						② Density Limit Specified by the Reactor Regulation (Bq/cm ³) (Density limit in the air which radiation workers breathe in is specified in section 4 of Appendix 2)
	①Density of Sample (Bq/cm ³)	Scaling Factor (①/②)	①Density of Sample (Bq/cm ³)	Scaling Factor (①/②)	①Density of Sample (Bq/cm ³)	Scaling Factor (①/②)	
Time of Sampling	October 22, 2013 7:00 AM - 12:00 PM						
Detected Nuclides (Half-life)	①Density of Sample (Bq/cm ³)	Scaling Factor (①/②)	①Density of Sample (Bq/cm ³)	Scaling Factor (①/②)	①Density of Sample (Bq/cm ³)	Scaling Factor (①/②)	
I-131 (Approx. 8 days)	ND	-					1E-03
Cs-134 (Approx. 2 years)	ND	-					2E-03
Cs-137 (Approx. 30 years)	ND	-					3E-03

* The radioactivity density is the sum of the volatile nuclides density and the particulate nuclides density.

0.0E-0 is the same as 0.0×10^{-0}

Data of other nuclides is under examination.

* In the case of more than 2 nuclides, the sum of scaling factors to density limits is compared to 1.

* "ND" indicates that the measurement result is below the detection limit.

The detection limits at the west gate of Fukushima Daiichi NPS are as follows: Volatile: I-131: Approx. 8E-8Bq/cm³, Cs-134: Approx.2E-7Bq/cm³, Cs-137: Approx.2E-7Bq/cm³ Particulate: I-131: Approx. 4E-8Bq/cm³, Cs-134: Approx.9E-8Bq/cm³, Cs-137: Approx.1E-7Bq/cm³

Nuclide Analysis Results of the Radioactive Materials in the Air at Fukushima Nuclear Power Stations < 2/2 >

(Data summarized on October 23)

Place of Sampling	MP-1 at Fukushima Daiichi NPS		MP-3 at Fukushima Daiichi NPS		MP-8 at Fukushima Daiichi NPS		② Density Limit Specified by the Reactor Regulation (Bq/cm ³) (Density limit in the air which radiation workers breathe in is specified in section 4 of Appendix 2)
	①Density of Sample (Bq/cm ³)	Scaling Factor (①/②)	①Density of Sample (Bq/cm ³)	Scaling Factor (①/②)	①Density of Sample (Bq/cm ³)	Scaling Factor (①/②)	
Time of Sampling	October 22, 2013 7:54 AM - 12:54 PM		October 22, 2013 8:36 AM - 1:36 PM		October 22, 2013 8:13 AM - 1:13 PM		
Detected Nuclides (Half-life)							
I-131 (Approx. 8 days)	ND	-	ND	-	ND	-	1E-03
Cs-134 (Approx. 2 years)	ND	-	ND	-	ND	-	2E-03
Cs-137 (Approx. 30 years)	ND	-	ND	-	ND	-	3E-03

* The radioactivity density is the sum of the volatile nuclides density and the particulate nuclides density.

O.OE—O is the same as O.O x 10^{-O}

Data of other nuclides is under examination.

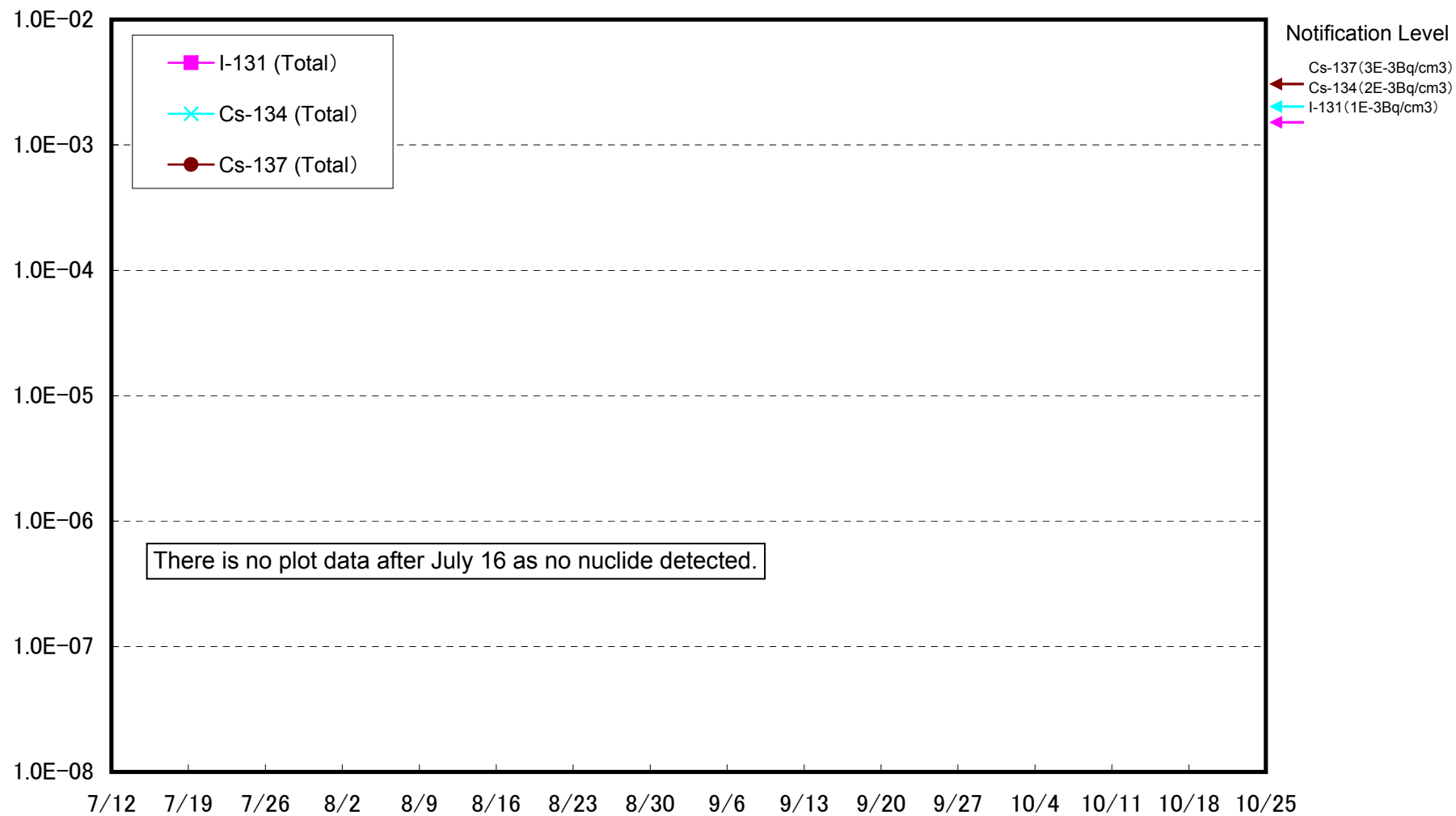
* In the case of more than 2 nuclides, the sum of scaling factors to density limits is compared to 1.

* "ND" indicates that the measurement result is below the detection limit.

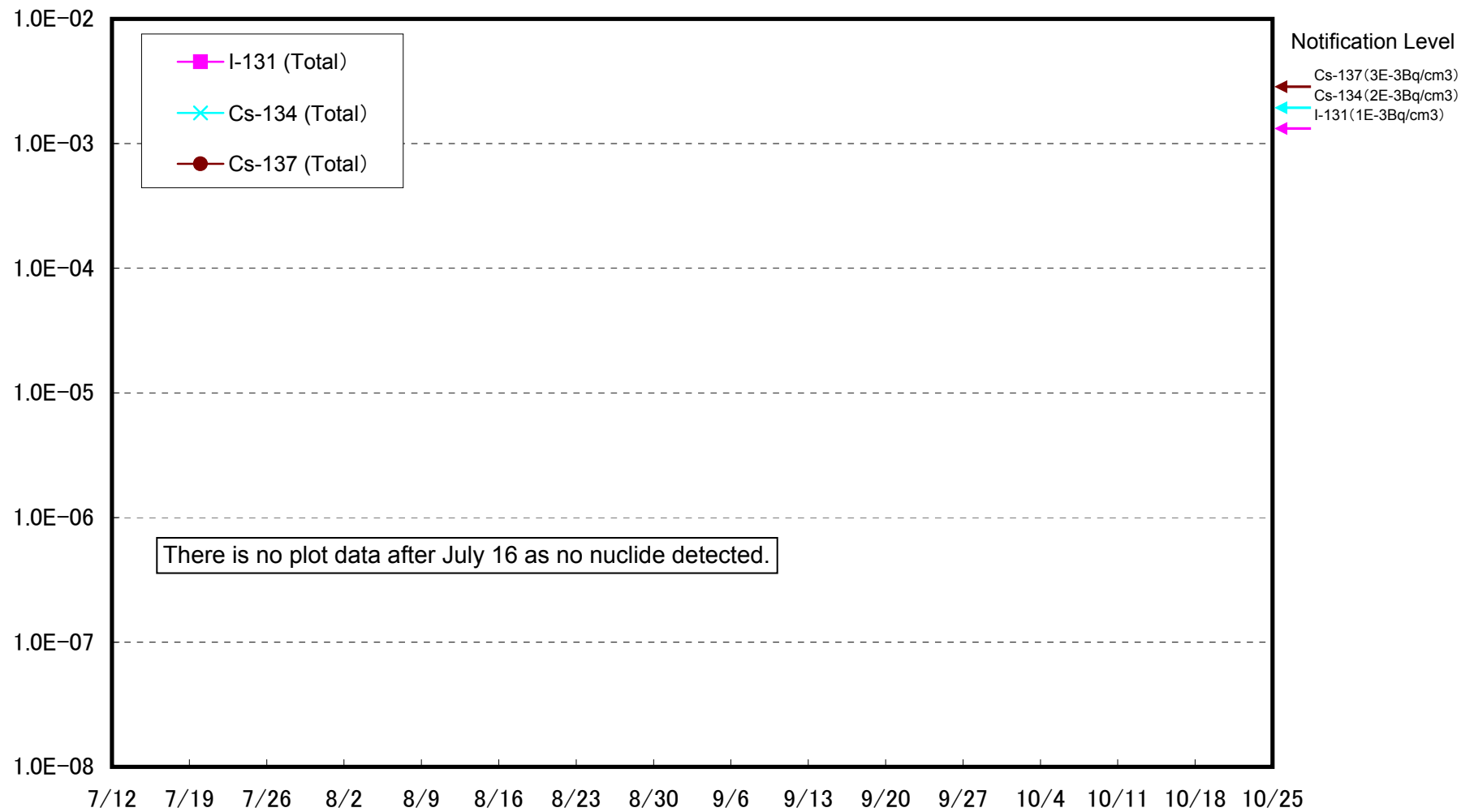
The detection limits are as follows. Volatile: I-131: Approx. 5E-8Bq/cm³, Cs-134: Approx.6E-8Bq/cm³, Cs-137: Approx.6E-8Bq/cm³

Particulate: I-131: Approx. 3E-8Bq/cm³, Cs-134: Approx.5E-8Bq/cm³, Cs-137: Approx.3E-8Bq/cm³ As the detection limit may vary depending on the detectors and sample properties, there are cases where nuclides below the detection limit are detected.

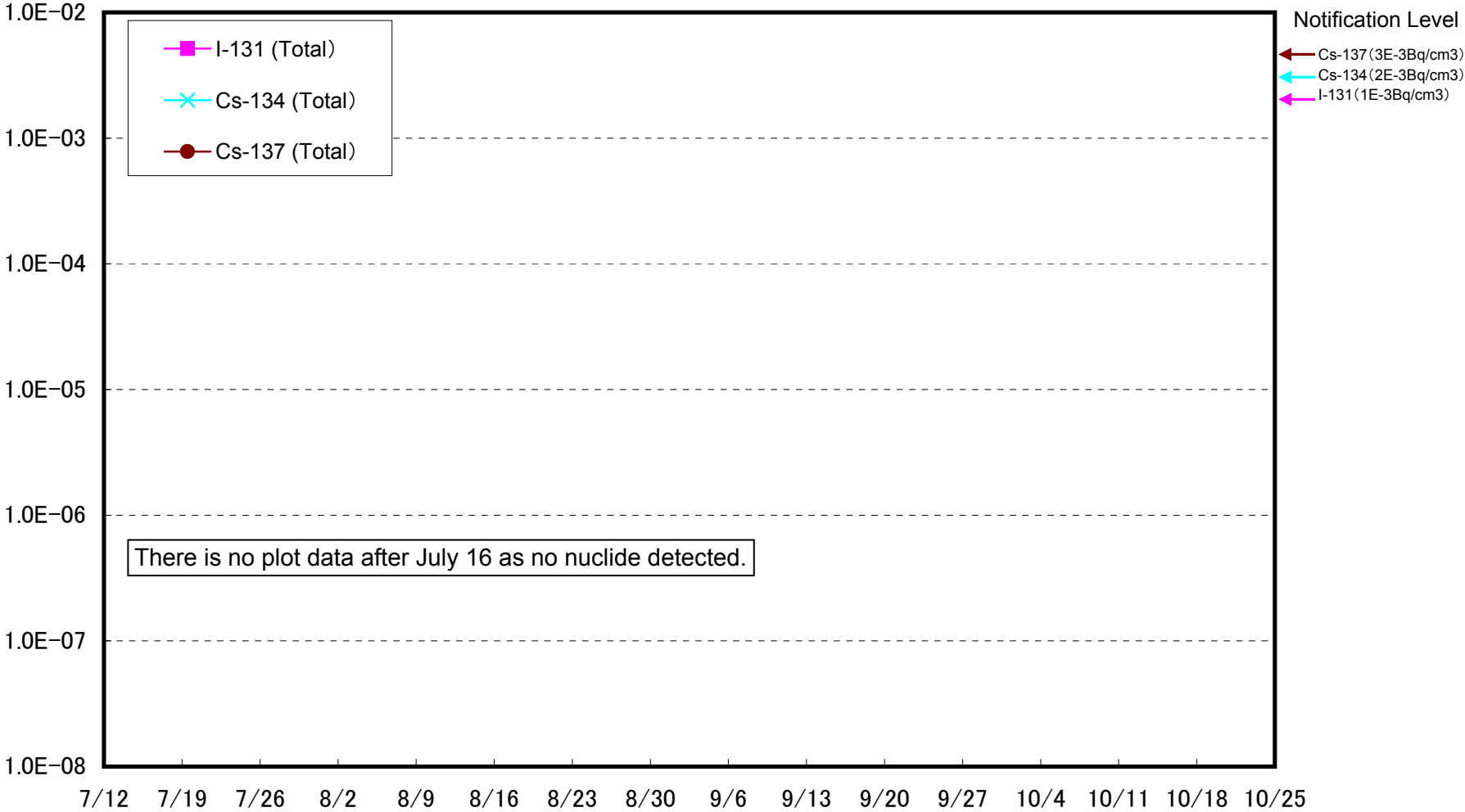
Dust Nuclides Analysis Result: MP-1 at Fukushima Daiichi NPS (Bq/cm³)



Dust Nuclides Analysis Result: MP-3 at Fukushima Daiichi NPS (Bq/cm³)



Dust Nuclides Analysis Result: MP-8 at Fukushima Daiichi NPS (Bq/cm³)



Dust Nuclides Analysis Result: The West Gate of Fukushima Daiichi Nuclear Power Station (Bq/cm³)

