

## Nuclide Analysis Results of the Radioactive Materials in the Air at Fukushima Nuclear Power Stations &lt; 1/2 &gt;

(Data summarized on September 25)

Place of Sampling	The West Gate of Fukushima Daiichi NPS						② Density Limit Specified by the Reactor Regulation (Bq/cm <sup>3</sup> ) (Density limit in the air which radiation workers breathe in is specified in section 4 of Appendix 2)
	①Density of Sample (Bq/cm <sup>3</sup> )	Scaling Factor (①/②)	①Density of Sample (Bq/cm <sup>3</sup> )	Scaling Factor (①/②)	①Density of Sample (Bq/cm <sup>3</sup> )	Scaling Factor (①/②)	
Time of Sampling	September 24, 2013 7:00 AM - 12:00 PM						
Detected Nuclides (Half-life)	①Density of Sample (Bq/cm <sup>3</sup> )	Scaling Factor (①/②)	①Density of Sample (Bq/cm <sup>3</sup> )	Scaling Factor (①/②)	①Density of Sample (Bq/cm <sup>3</sup> )	Scaling Factor (①/②)	
I-131 (Approx. 8 days)	ND	-					1E-03
Cs-134 (Approx. 2 years)	ND	-					2E-03
Cs-137 (Approx. 30 years)	ND	-					3E-03

\* The radioactivity density is the sum of the volatile nuclides density and the particulate nuclides density.

0.0E-0 is the same as  $0.0 \times 10^{-0}$

Data of other nuclides is under examination.

\* In the case of more than 2 nuclides, the sum of scaling factors to density limits is compared to 1.

\* "ND" indicates that the measurement result is below the detection limit.

The detection limits at the west gate of Fukushima Daiichi NPS are as follows: Volatile: I-131: Approx. 8E-8Bq/cm<sup>3</sup>, Cs-134: Approx.2E-7Bq/cm<sup>3</sup>, Cs-137: Approx.2E-7Bq/cm<sup>3</sup> Particulate: I-131: Approx. 5E-8Bq/cm<sup>3</sup>, Cs-134: Approx.1E-7Bq/cm<sup>3</sup>, Cs-137: Approx.2E-7Bq/cm<sup>3</sup>

## Nuclide Analysis Results of the Radioactive Materials in the Air at Fukushima Nuclear Power Stations &lt; 2/2 &gt;

(Data summarized on September 25)

Place of Sampling	MP-1 at Fukushima Daiichi NPS		MP-3 at Fukushima Daiichi NPS		MP-8 at Fukushima Daiichi NPS		② Density Limit Specified by the Reactor Regulation (Bq/cm <sup>3</sup> ) (Density limit in the air which radiation workers breathe in is specified in section 4 of Appendix 2)
	Time of Sampling		Time of Sampling		Time of Sampling		
Detected Nuclides (Half-life)	①Density of Sample (Bq/cm <sup>3</sup> )	Scaling Factor (①/②)	①Density of Sample (Bq/cm <sup>3</sup> )	Scaling Factor (①/②)	①Density of Sample (Bq/cm <sup>3</sup> )	Scaling Factor (①/②)	
I-131 (Approx. 8 days)	ND	-	ND	-	ND	-	1E-03
Cs-134 (Approx. 2 years)	ND	-	ND	-	ND	-	2E-03
Cs-137 (Approx. 30 years)	ND	-	ND	-	ND	-	3E-03

\* The radioactivity density is the sum of the volatile nuclides density and the particulate nuclides density.

O.OE—O is the same as O.O x 10<sup>-O</sup>

Data of other nuclides is under examination.

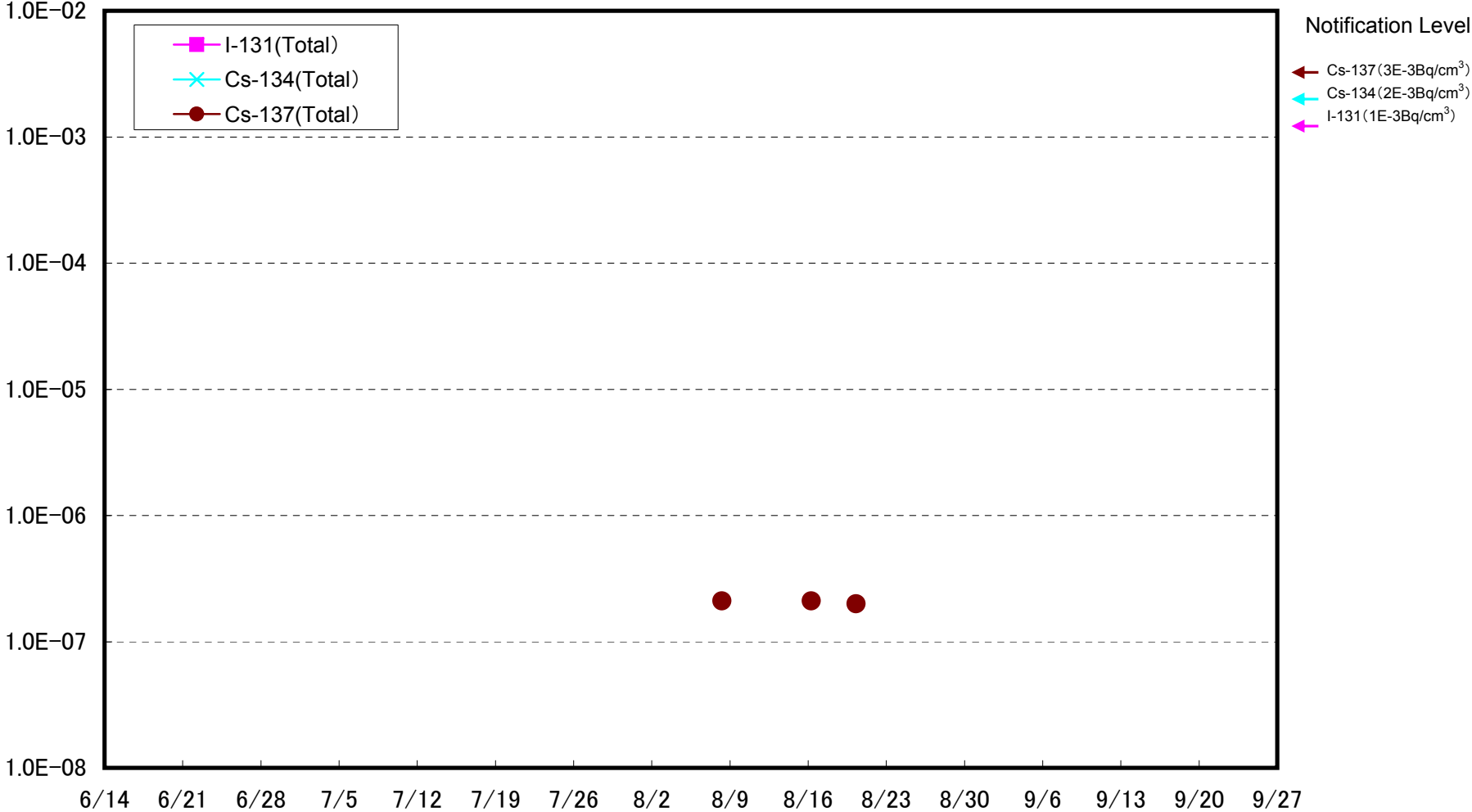
\* In the case of more than 2 nuclides, the sum of scaling factors to density limits is compared to 1.

\* "ND" indicates that the measurement result is below the detection limit.

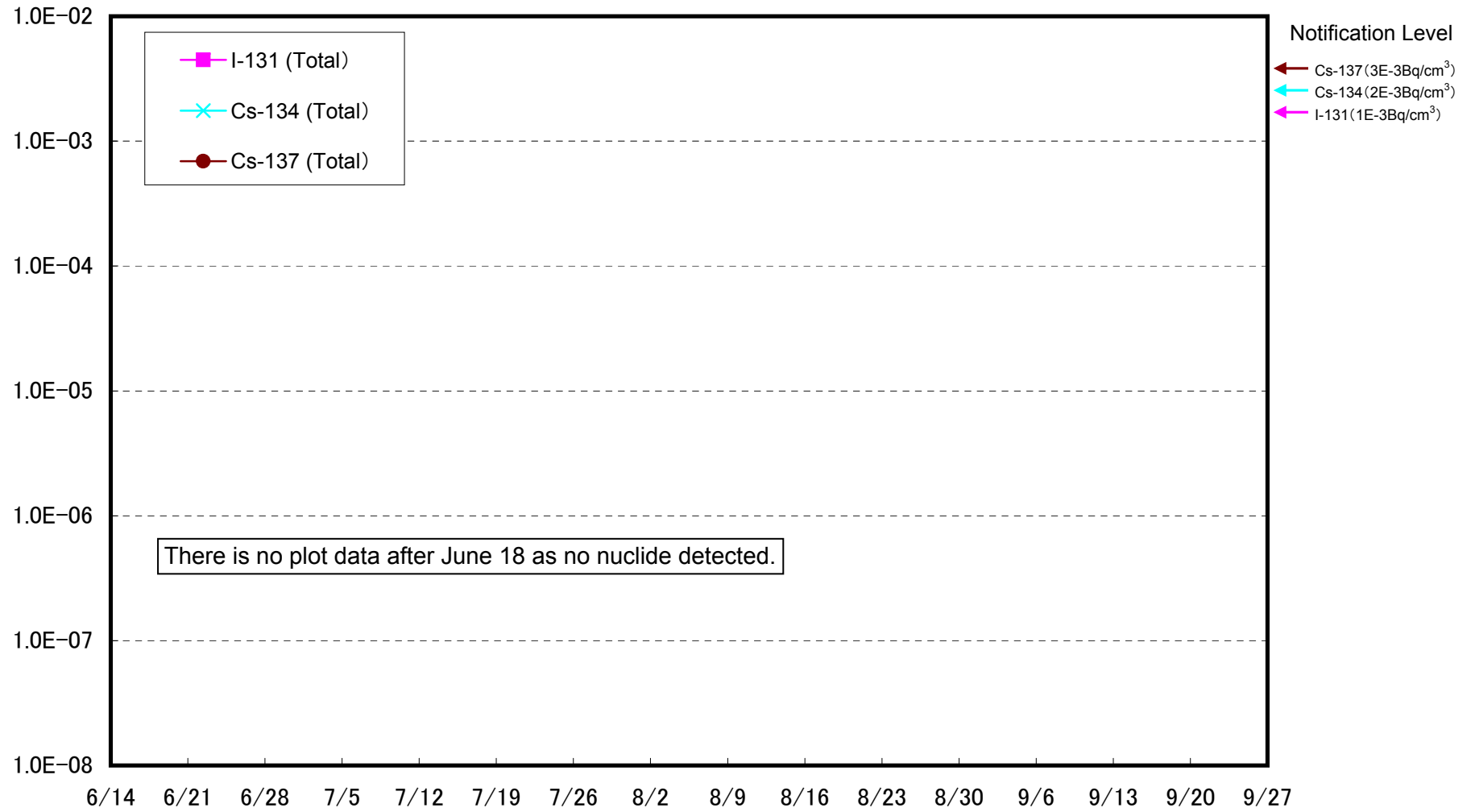
The detection limits are as follows. Volatile: I-131: Approx. 9E-8Bq/cm<sup>3</sup>, Cs-134: Approx.2E-7Bq/cm<sup>3</sup>, Cs-137: Approx.2E-7Bq/cm<sup>3</sup>

Particulate: I-131: Approx. 6E-8Bq/cm<sup>3</sup>, Cs-134: Approx.1E-7Bq/cm<sup>3</sup>, Cs-137: Approx.2E-7Bq/cm<sup>3</sup> As the detection limit may vary depending on the detectors and sample properties, there are cases where nuclides below the detection limit are detected.

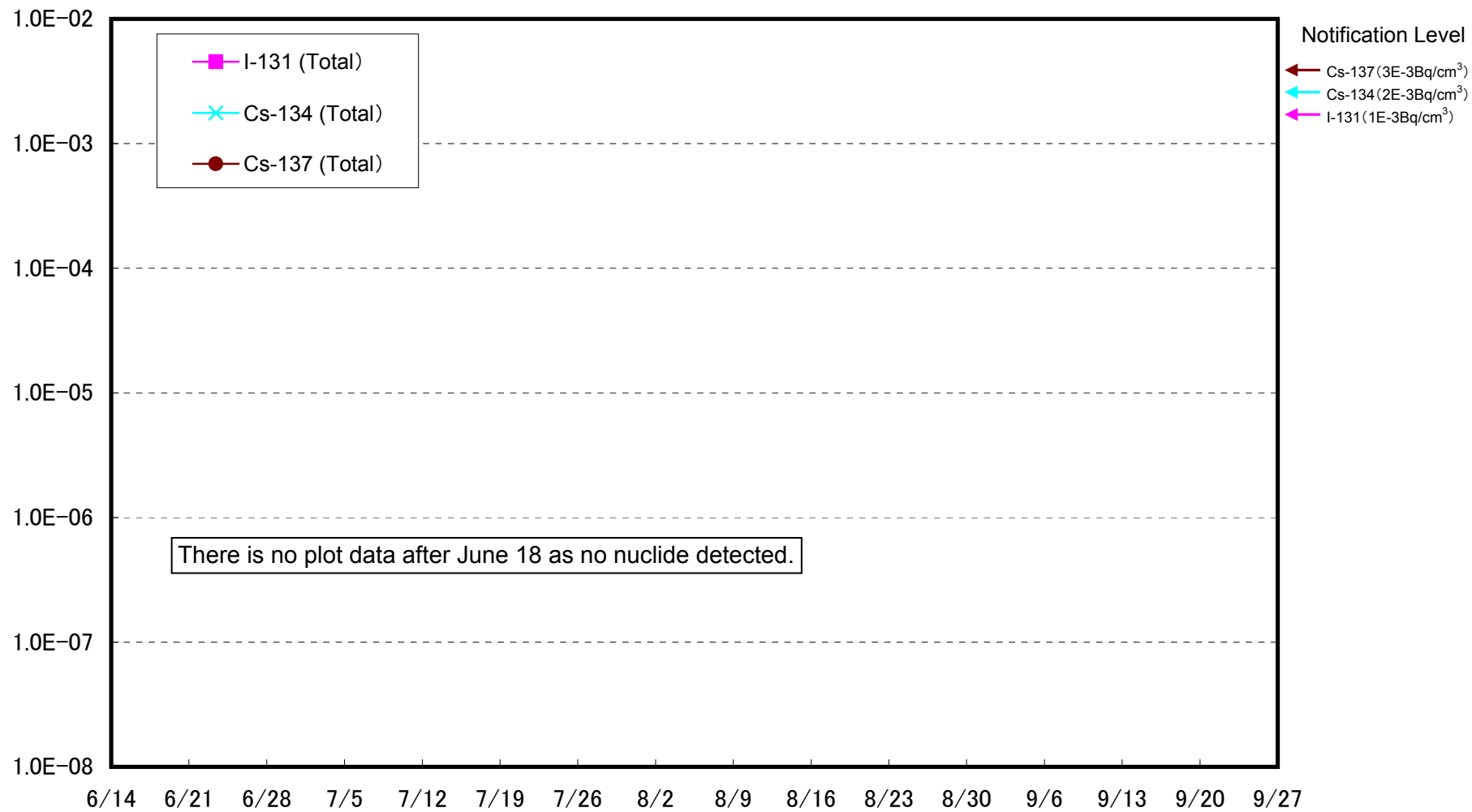
Dust Nuclides Analysis Result: The West Gate of Fukushima Daiichi Nuclear Power Station (Bq/cm<sup>3</sup>)



### Dust Nuclides Analysis Result: MP-1 at Fukushima Daiichi NPS (Bq/cm<sup>3</sup>)



### Dust Nuclides Analysis Result: MP-3 at Fukushima Daiichi NPS (Bq/cm<sup>3</sup>)



Dust Nuclides Analysis Result: MP-8 at Fukushima Daiichi NPS (Bq/cm<sup>3</sup>)

