

## Nuclide Analysis Results of the Radioactive Materials in the Air at Fukushima Nuclear Power Stations &lt; 1/2 &gt;

(Data summarized on August 23)

Place of Sampling	The West Gate of Fukushima Daiichi NPS						② Density Limit Specified by the Reactor Regulation (Bq/cm <sup>3</sup> ) (Density limit in the air which radiation workers breathe in is specified in section 4 of Appendix 2)
	①Density of Sample (Bq/cm <sup>3</sup> )	Scaling Factor (①/②)	①Density of Sample (Bq/cm <sup>3</sup> )	Scaling Factor (①/②)	①Density of Sample (Bq/cm <sup>3</sup> )	Scaling Factor (①/②)	
Time of Sampling	August 22, 2013 7:00 AM - 12:00 PM						
Detected Nuclides (Half-life)	①Density of Sample (Bq/cm <sup>3</sup> )	Scaling Factor (①/②)	①Density of Sample (Bq/cm <sup>3</sup> )	Scaling Factor (①/②)	①Density of Sample (Bq/cm <sup>3</sup> )	Scaling Factor (①/②)	
I-131 (Approx. 8 days)	ND	-					1E-03
Cs-134 (Approx. 2 years)	ND	-					2E-03
Cs-137 (Approx. 30 years)	ND	-					3E-03

\* The radioactivity density is the sum of the volatile nuclides density and the particulate nuclides density.

0.0E-0 is the same as  $0.0 \times 10^{-0}$

Data of other nuclides is under examination.

\* In the case of more than 2 nuclides, the sum of scaling factors to density limits is compared to 1.

\* "ND" indicates that the measurement result is below the detection limit.

The detection limits at the west gate of Fukushima Daiichi NPS are as follows: Volatile: I-131: Approx. 9E-8Bq/cm<sup>3</sup>, Cs-134: Approx.2E-7Bq/cm<sup>3</sup>, Cs-137: Approx.2E-7Bq/cm<sup>3</sup> Particulate: I-131: Approx. 4E-8Bq/cm<sup>3</sup>, Cs-134: Approx.1E-7Bq/cm<sup>3</sup>, Cs-137: Approx.2E-7Bq/cm<sup>3</sup>

## Nuclide Analysis Results of the Radioactive Materials in the Air at Fukushima Nuclear Power Stations &lt; 2/2 &gt;

(Data summarized on August 23)

Place of Sampling	Unit 1 North Side Slope at Fukushima Daiichi NPS		Unit 1-2 West Side Slope at Fukushima Daiichi NPS		Unit 3-4 West Side Slope at Fukushima Daiichi NPS		② Density Limit Specified by the Reactor Regulation (Bq/cm <sup>3</sup> ) (Density limit in the air which radiation workers breathe in is specified in section 4 of Appendix 2)
	Time of Sampling		Time of Sampling		Time of Sampling		
Detected Nuclides (Half-life)	①Density of Sample (Bq/cm <sup>3</sup> )	Scaling Factor (①/②)	①Density of Sample (Bq/cm <sup>3</sup> )	Scaling Factor (①/②)	①Density of Sample (Bq/cm <sup>3</sup> )	Scaling Factor (①/②)	
I-131 (Approx. 8 days)	ND	-	ND	-	ND	-	1E-03
Cs-134 (Approx. 2 years)	ND	-	ND	-	ND	-	2E-03
Cs-137 (Approx. 30 years)	ND	-	ND	-	ND	-	3E-03

\* The radioactivity density is the sum of the volatile nuclides density and the particulate nuclides density.

O.OE—O is the same as O.O x 10<sup>-O</sup>

Data of other nuclides is under examination.

\* In the case of more than 2 nuclides, the sum of scaling factors to density limits is compared to 1.

\* "ND" indicates that the measurement result is below the detection limit.

The detection limits are as follows. Volatile: I-131: Approx. 1E-6Bq/cm<sup>3</sup>, Cs-134: Approx.3E-6Bq/cm<sup>3</sup>, Cs-137: Approx.4E-6Bq/cm<sup>3</sup>

Particulate: I-131: Approx. 7E-7Bq/cm<sup>3</sup>, Cs-134: Approx.2E-6Bq/cm<sup>3</sup>, Cs-137: Approx.2E-6Bq/cm<sup>3</sup> As the detection limit may vary depending on the detectors and sample properties, there are cases where nuclides below the detection limit are detected.

## Nuclides Analysis Result of the Radioactive Materials in the Air at the Sea Side of Fukushima Nuclear Power Stations

(Data summarized on August 23)

Place of Sampling	Fukushima Daiichi NPS Sea Side Area near Unit 1-4						② Density Limit Specified by the Reactor Regulation (Bq/cm <sup>3</sup> ) (Density limit in the air which radiation workers breathe in is specified in section 4 of Appendix 2)
Time of Sampling	August 22, 2013 8:14 AM - 1:14 PM						
Detected Nuclides (Half-life)	①Density of Sample (Bq/cm <sup>3</sup> )	Scaling Factor (①/②)	①Density of Sample (Bq/cm <sup>3</sup> )	Scaling Factor (①/②)	①Density of Sample (Bq/cm <sup>3</sup> )	Scaling Factor (①/②)	
I-131 (Approx. 8 days)	ND	-	/	/	/	/	1E-03
Cs-134 (Approx. 2 years)	ND	-	/	/	/	/	2E-03
Cs-137 (Approx. 30 years)	ND	-	/	/	/	/	3E-03

\* The radioactivity density is the sum of the volatile nuclides density and the particulate nuclides density.

O.OE—O is the same as O.O x 10<sup>-O</sup>

Data of other nuclides is under examination.

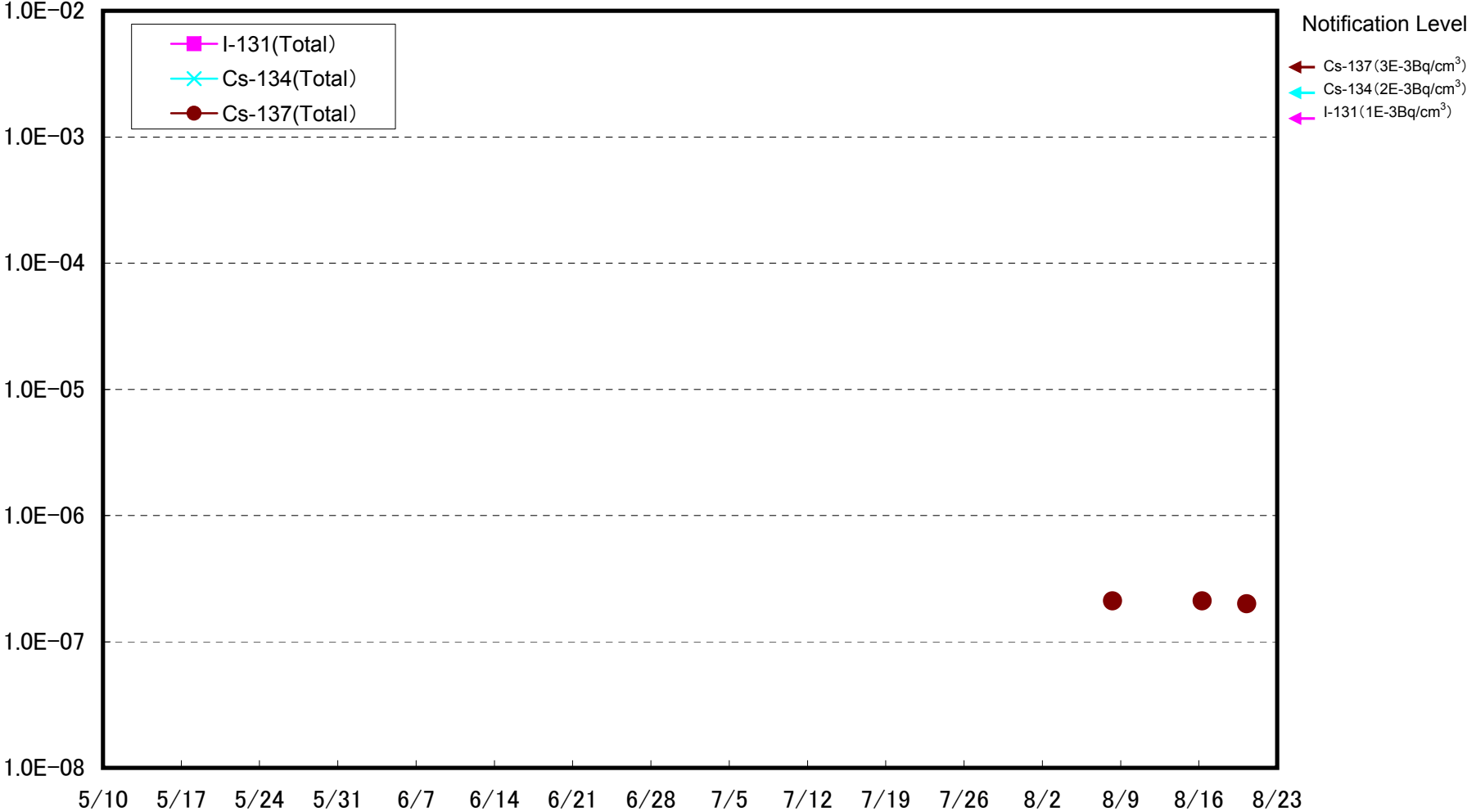
\* In the case of more than 2 nuclides, the sum of scaling factors to density limits is compared to 1.

\* "ND" indicates that the measurement result is below the detection limit.

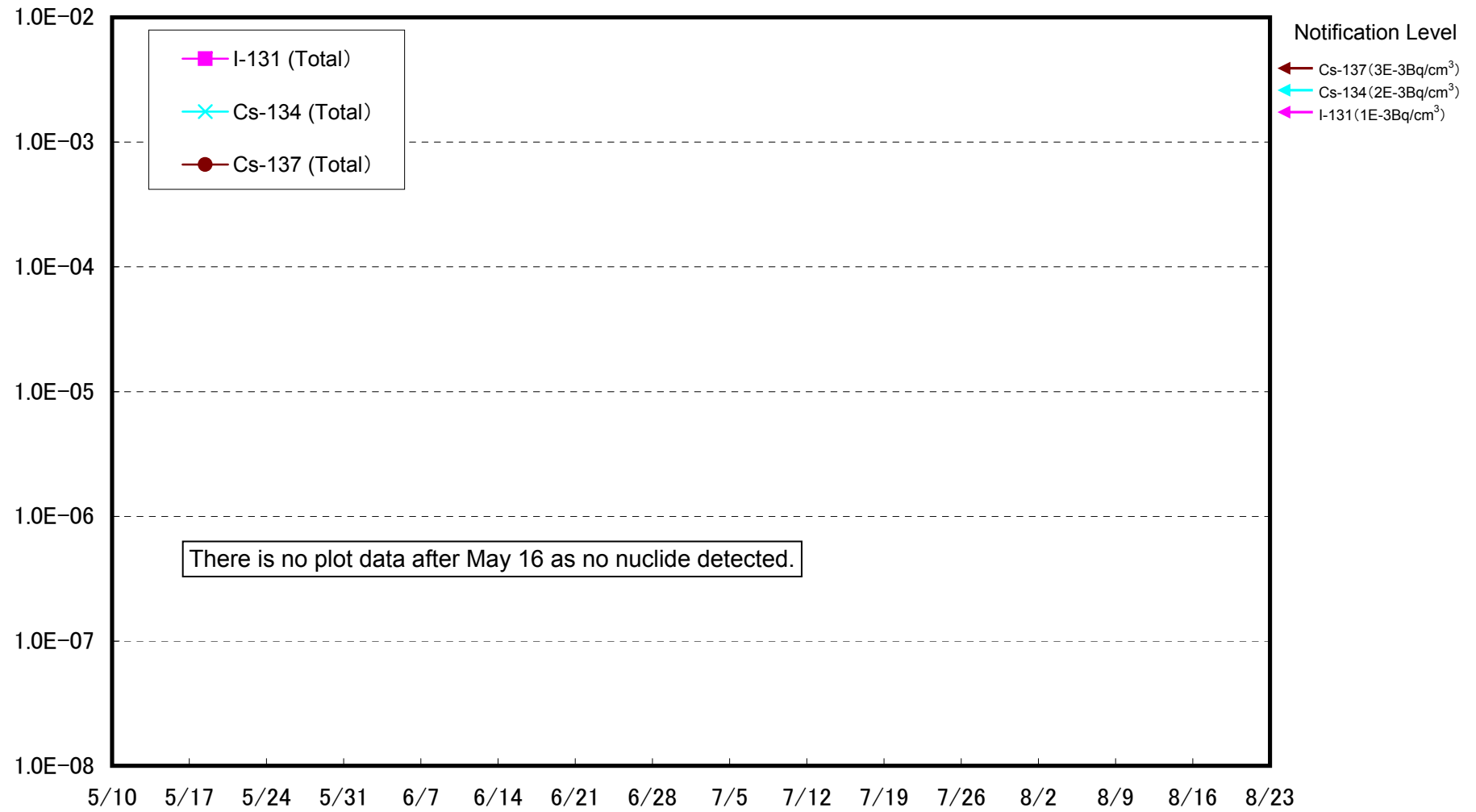
The detection limits are as follows. Volatile: I-131: Approx. 1E-7Bq/cm<sup>3</sup>, Cs-134: Approx.2E-7Bq/cm<sup>3</sup>, Cs-137: Approx.3E-7Bq/cm<sup>3</sup>

Particulate: I-131: Approx. 6E-8Bq/cm<sup>3</sup>, Cs-134: Approx.1E-7Bq/cm<sup>3</sup>, Cs-137: Approx.2E-7Bq/cm<sup>3</sup> As the detection limit may vary depending on the detectors and sample properties, there are cases where nuclides below the detection limit are detected.

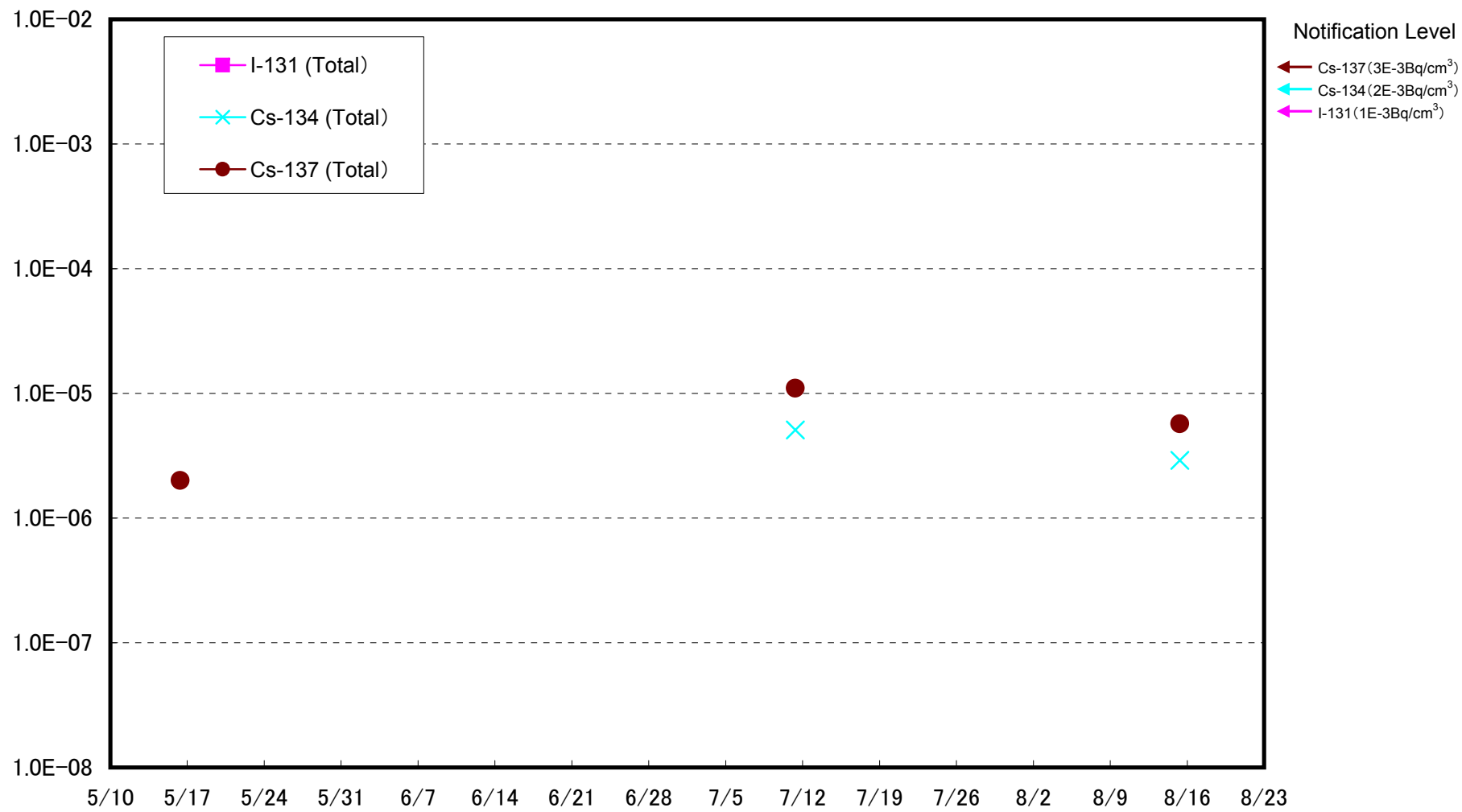
Dust Nuclides Analysis Result: The West Gate of Fukushima Daiichi Nuclear Power Station (Bq/cm<sup>3</sup>)



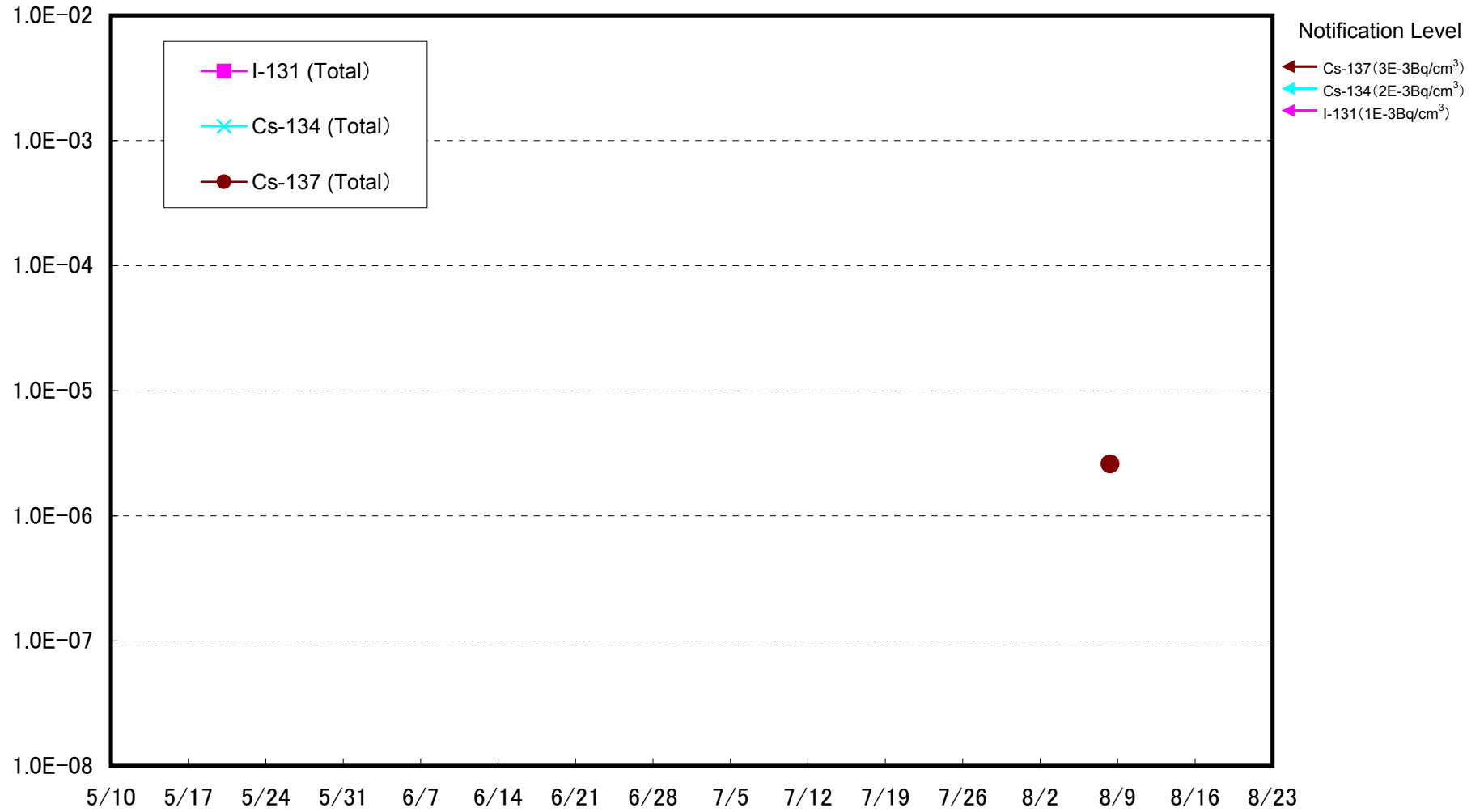
### Dust Nuclides Analysis Results at Unit 1 North Side Slope at Fukushima Daiichi NPS (Bq/cm<sup>3</sup>)



Fukushima Daiichi NPS Unit 1-2 West Side Slope Results of Dust Nuclides Analysis (Bq/cm<sup>3</sup>)



Fukushima Daiichi NPS Unit 3-4 West Side Slope Results of Dust Nuclides Analysis (Bq/cm<sup>3</sup>)



### Fukushima Daiichi NPS Unit 1-4 Sea Side Results of Dust Nuclides Analysis (Bq/cm<sup>3</sup>)

