

Reference

Nuclides Analysis Result of the Sub-drain of Fukushima Daiichi NPS

ata summarized on September 18)

Place of Sampling	Fukushima Daiichi NPS Unit 1 Sub-drain	Fukushima Daiichi NPS Unit 2 Sub-drain	Fukushima Daiichi NPS Unit 3 Sub-drain	Fukushima Daiichi NPS Unit 4 Sub-drain	Fukushima Daiichi NPS Unit 5 Sub-drain	Fukushima Daiichi NPS Unit 6 Sub-drain	Deep Well at Fukushima Daiichi NPS
Time of Sampling	Sep 17, 2012 8:27 AM	Sep 17, 2012 8:30 AM	Sep 17, 2012 8:32 AM	Sep 17, 2012 8:35 AM	N/A	N/A	Sep 17, 2012 8:10 AM
Detected Nuclides (Half-life)	Density of Sample (Bq/cm ³)						
I-131 (Approx. 8 days)	ND	ND	ND	ND	-	-	ND
Cs-134 (Approx. 2 years)	9.9E-02	3.1E-01	ND	ND	-	-	ND
Cs-137 (Approx. 30 years)	2.0E-01	5.7E-01	ND	ND	-	-	ND

* O.OE - O is the same as O.O x 10⁻⁰

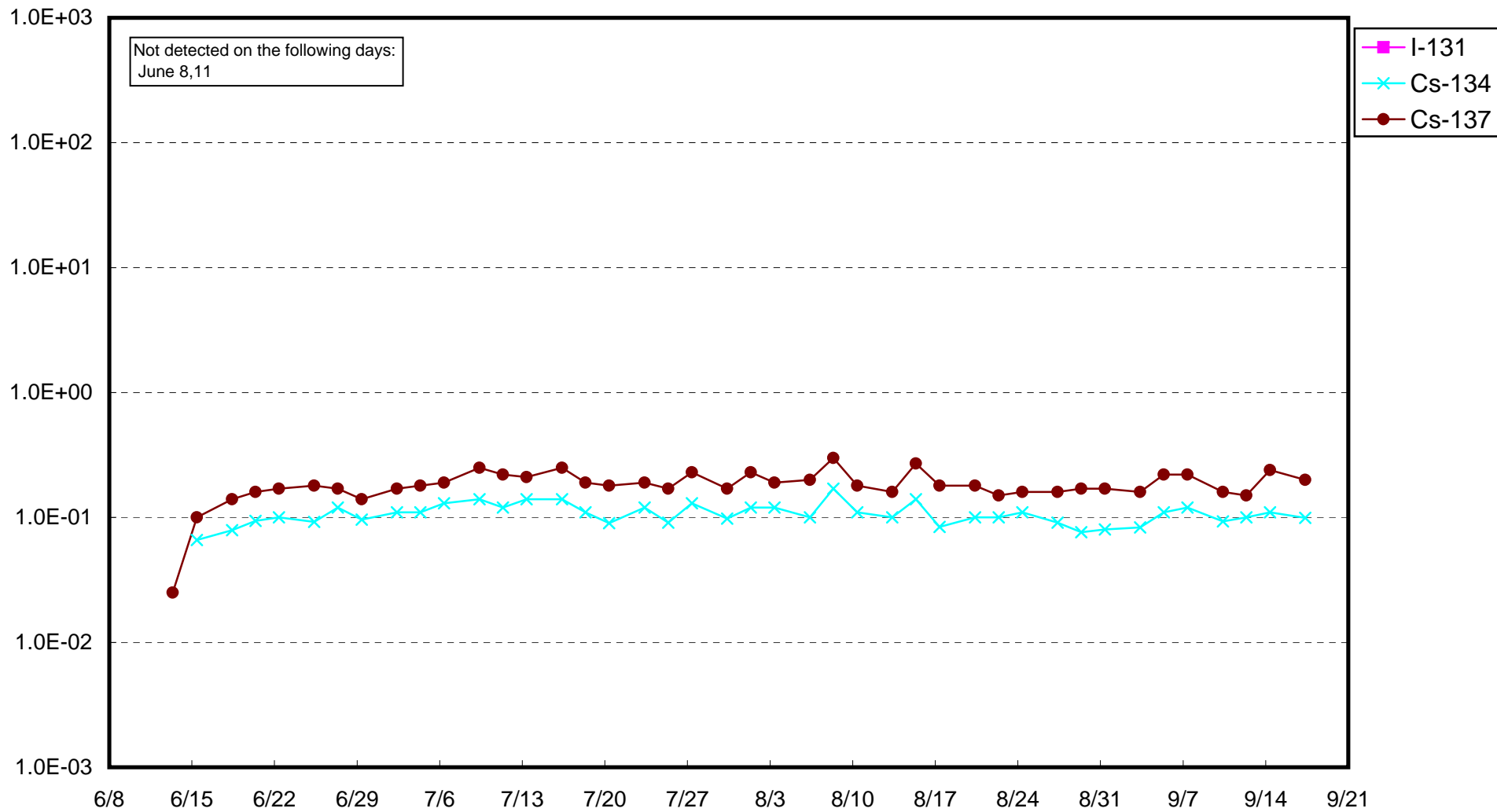
* Data of other nuclides is under evaluation.

* "ND" indicates that the measurement result is below the detection limit.

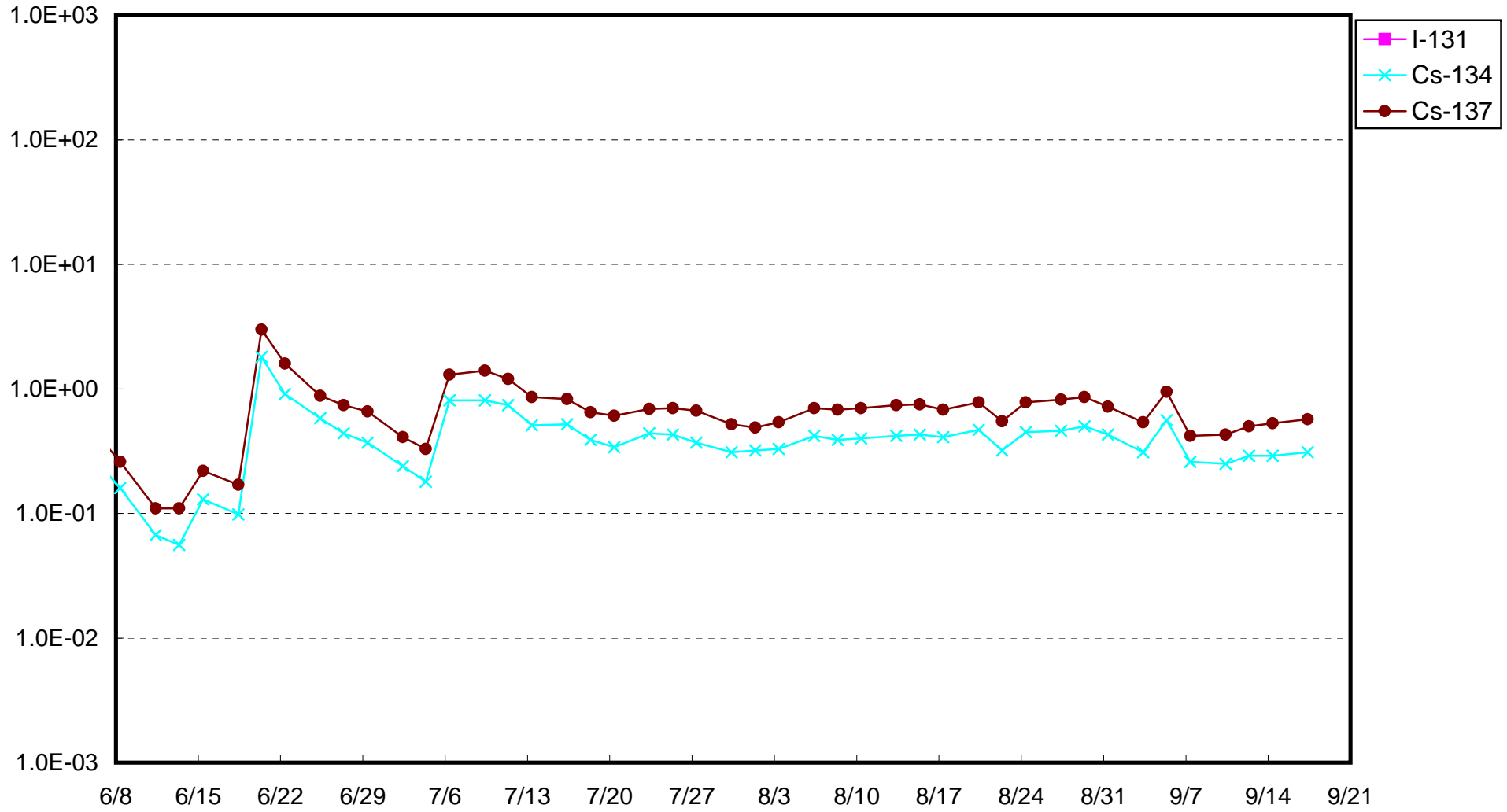
I-131: Approx. 2E-2Bq/cm³, Cs-134: Approx.2E-2Bq/cm³, Cs-137: Approx.2E-2Bq/cm³)
 As the detection limit may vary depending on the detectors and sample properties, there are cases where nuclides below the detection limit are detected.

As the detection limit may vary depending on the detectors and sample properties, there are cases where nuclides below the detection limit are detected.

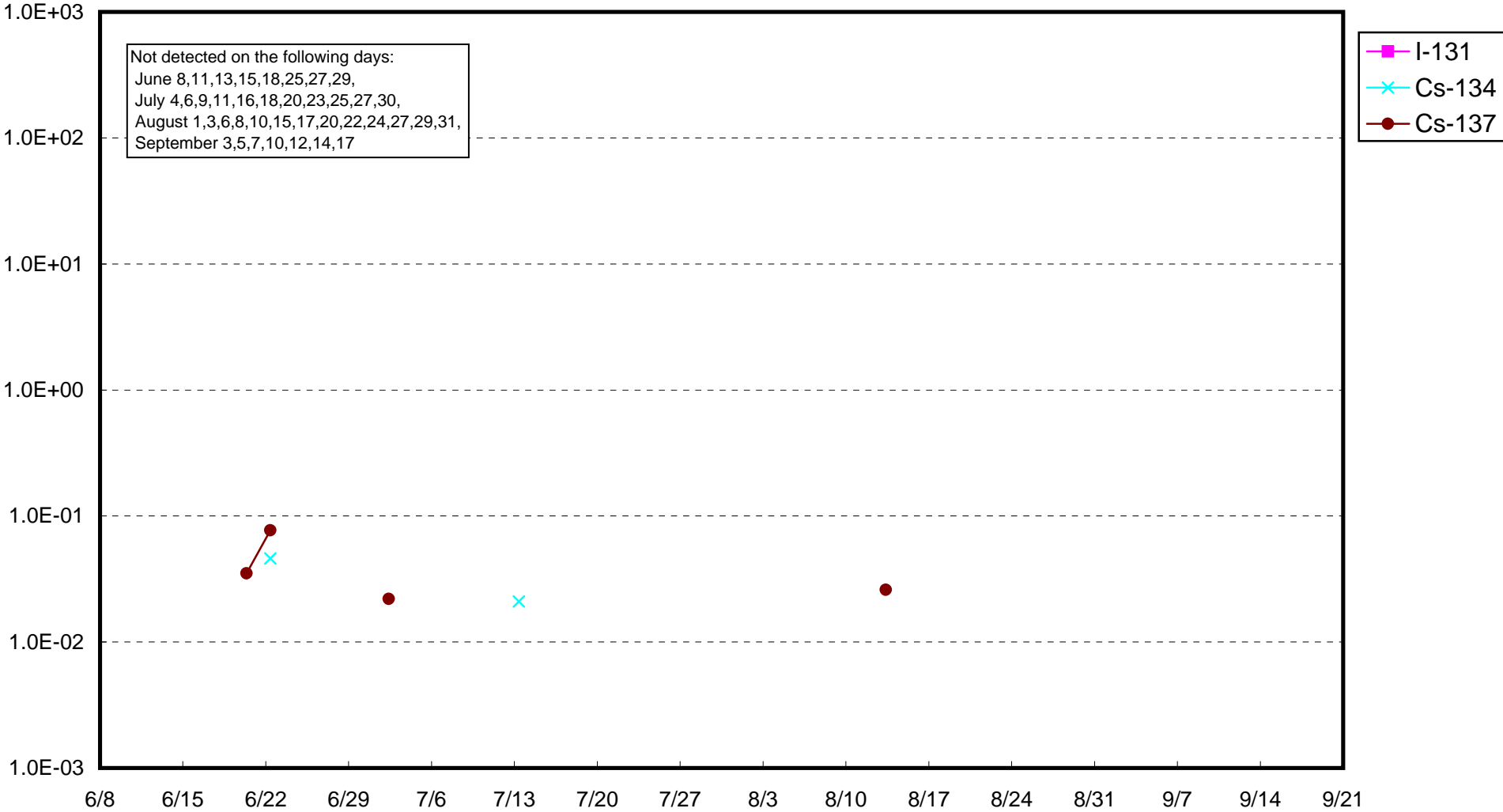
Fukushima Daiichi Nuclear Power Station: Radioactivity Density of Unit 1 Sub-drain (Bq/cm³)



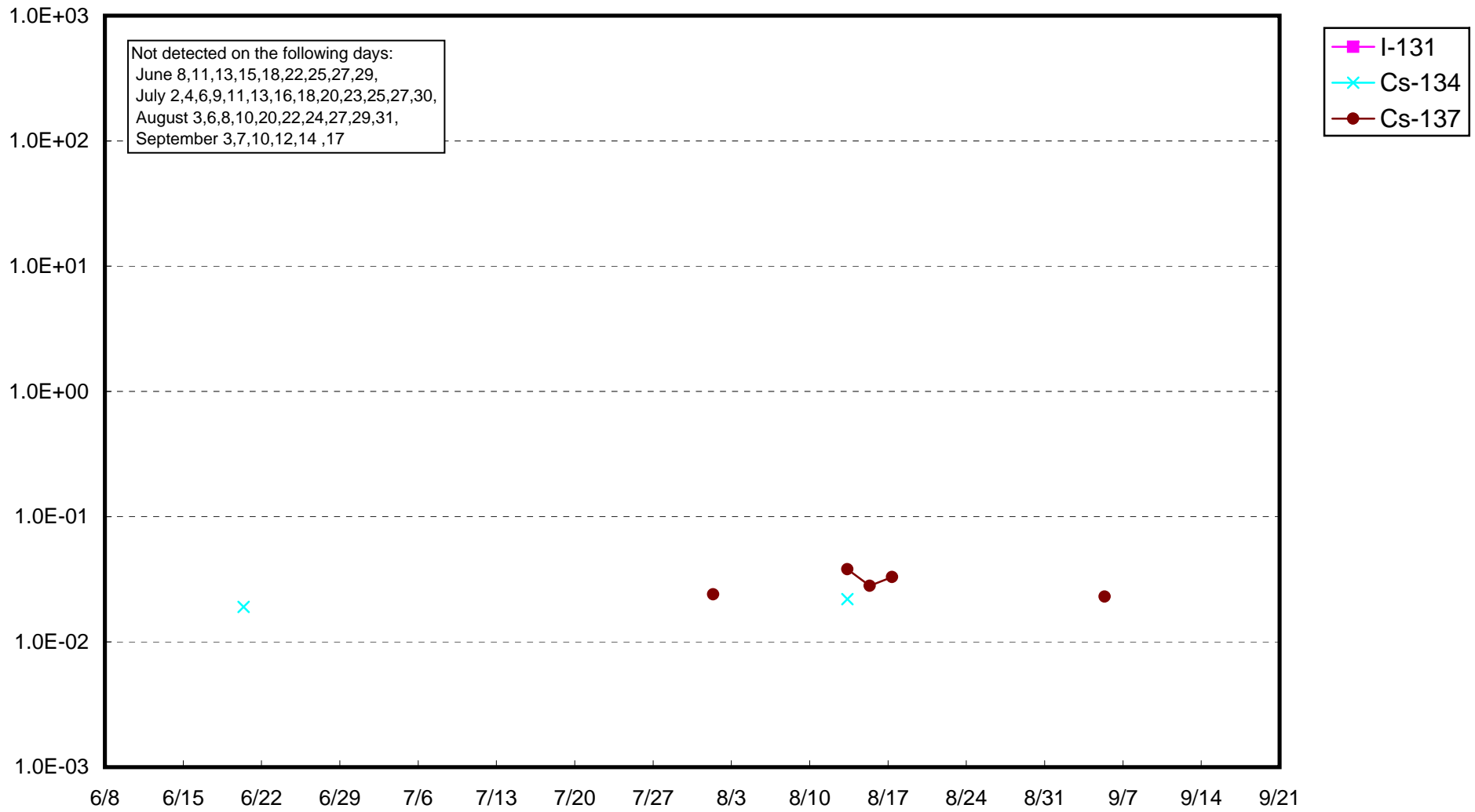
Fukushima Daiichi Nuclear Power Station: Radioactivity Density of Unit 2 Sub-drain (Bq/cm³)



Fukushima Daiichi Nuclear Power Station: Radioactivity Density of Unit 3 Sub-drain (Bq/cm3)



Fukushima Daiichi Nuclear Power Station: Radioactivity Density of Unit 4 Sub-drain (Bq/cm³)



Fukushima Daiichi Nuclear Power Station: Radioactivity Density at the Deep Well at the Site (Bq/cm³)

