

## Nuclides Analysis Result of the Sub-drain of Fukushima Daiichi NPS

Reference
-----------

(Data summarized on September 13)

Place of Sampling	Fukushima Daiichi NPS Unit 1 Sub- drain	Fukushima Daiichi NPS Unit 2 Sub- drain	Fukushima Daiichi NPS Unit 3 Sub- drain	Fukushima Daiichi NPS Unit 4 Sub- drain	Fukushima Daiichi NPS Unit 5 Sub- drain	Fukushima Daiichi NPS Unit 6 Sub- drain	Deep Well at Fukushima Daiichi NPS
Time of Sampling	Sep 12, 2012 8:50 AM	Sep 12, 2012 8:52 AM	Sep 12, 2012 8:55 AM	Sep 12, 2012 8:59 AM	N/A	N/A	Sep 12, 2012 9:05 AM
Detected Nuclides (Half-life)	Density of Sample (Bq/cm <sup>3</sup> )						
I-131 (Approx. 8 days)	ND	ND	ND	ND	-	-	ND
Cs-134 (Approx. 2 years)	1.0E-01	2.9E-01	ND	ND	-	-	ND
Cs-137 (Approx. 30 years)	1.5E-01	5.0E-01	ND	ND	-	-	ND

\* O.OE—O is the same as O.O x 10<sup>-0</sup>

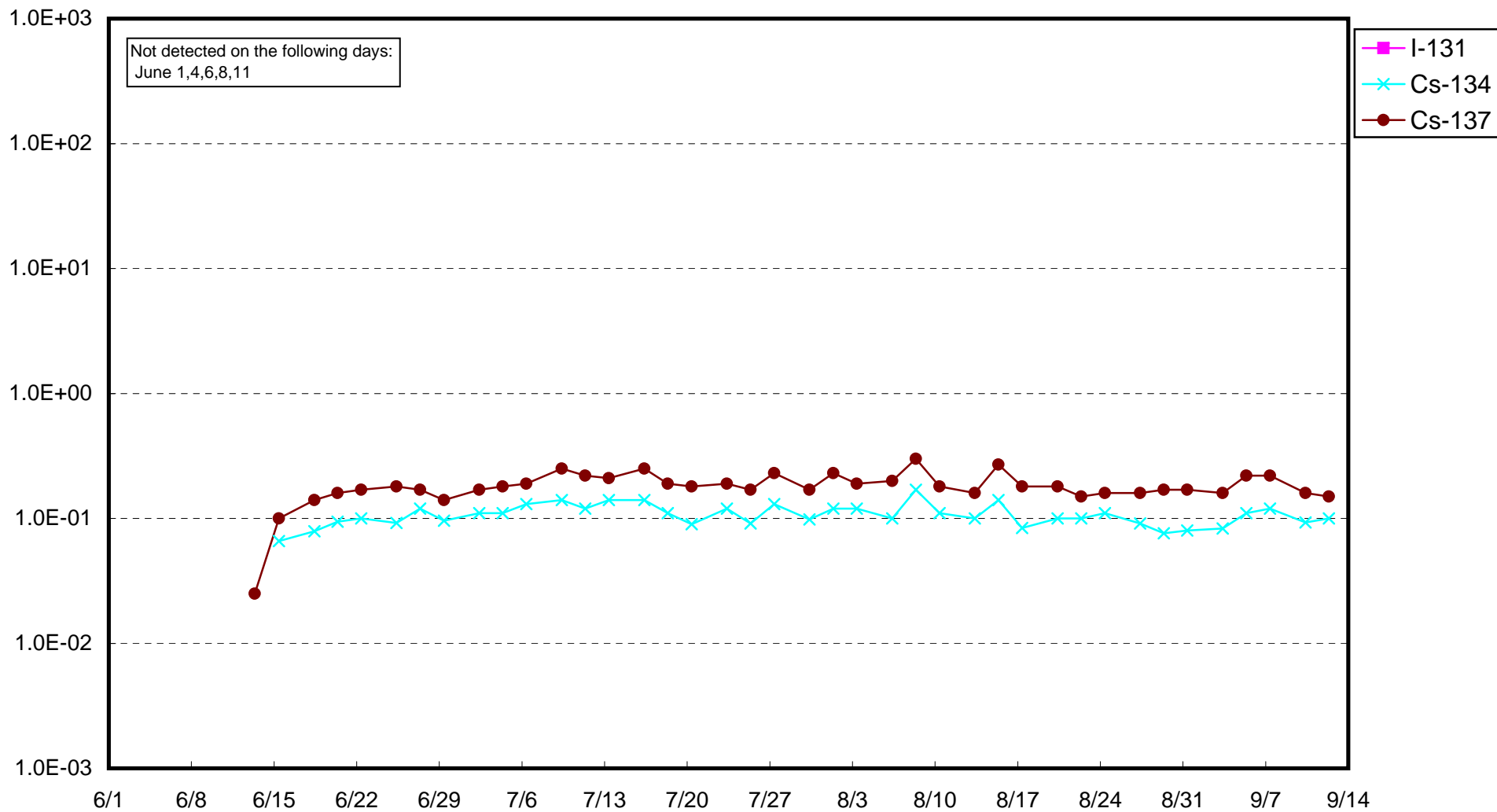
\* Data of other nuclides is under evaluation.

\* "ND" indicates that the measurement result is below the detection limit.

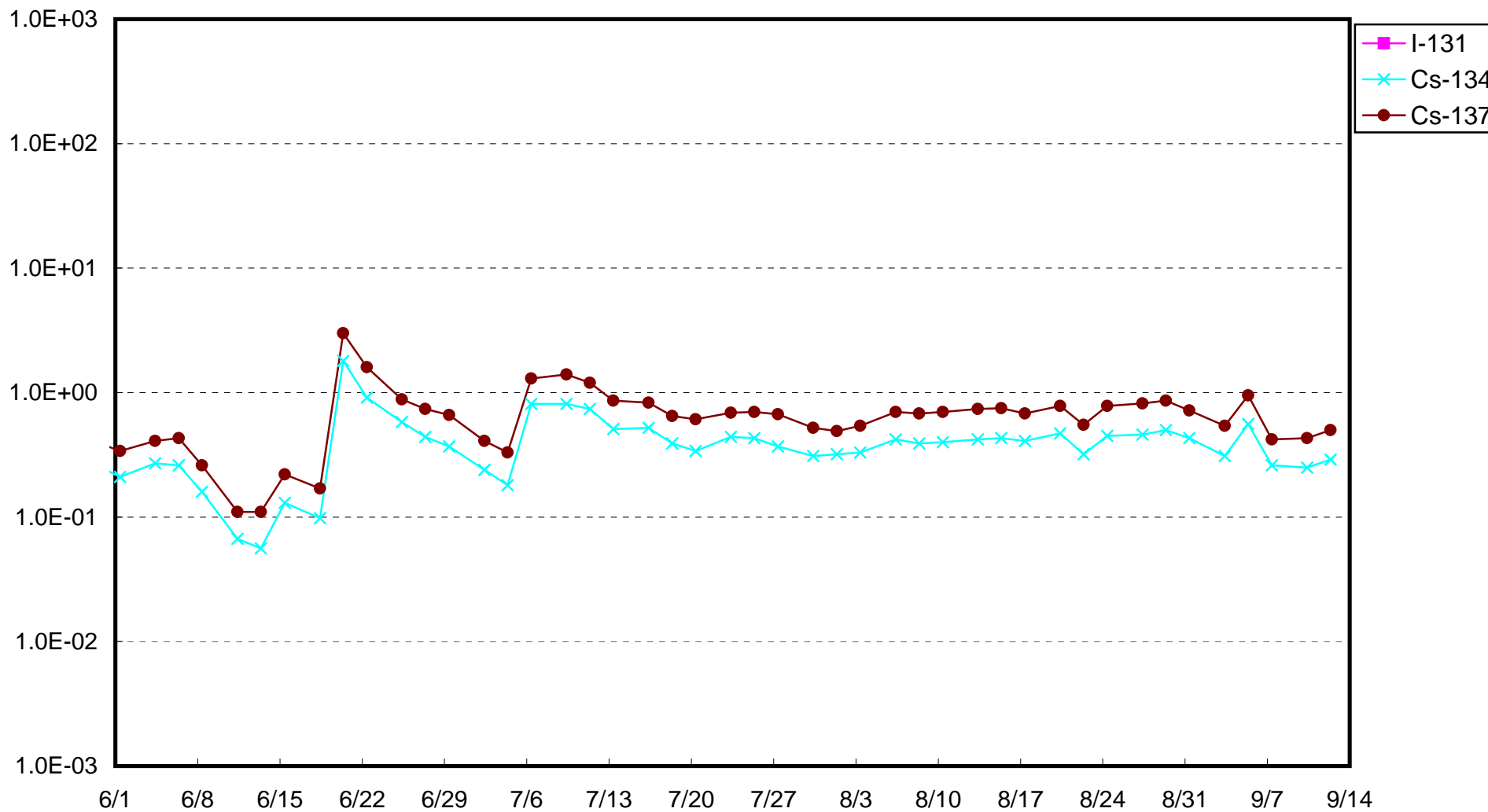
I-131: Approx. 1E-2Bq/cm<sup>3</sup>, Cs-134: Approx.2E-2Bq/cm<sup>3</sup>, Cs-137: Approx.2E-2Bq/cm<sup>3</sup>)  
 sample properties, there are cases where nuclides below the detection limit are detected.

As the detection limit may vary depending on the detectors and

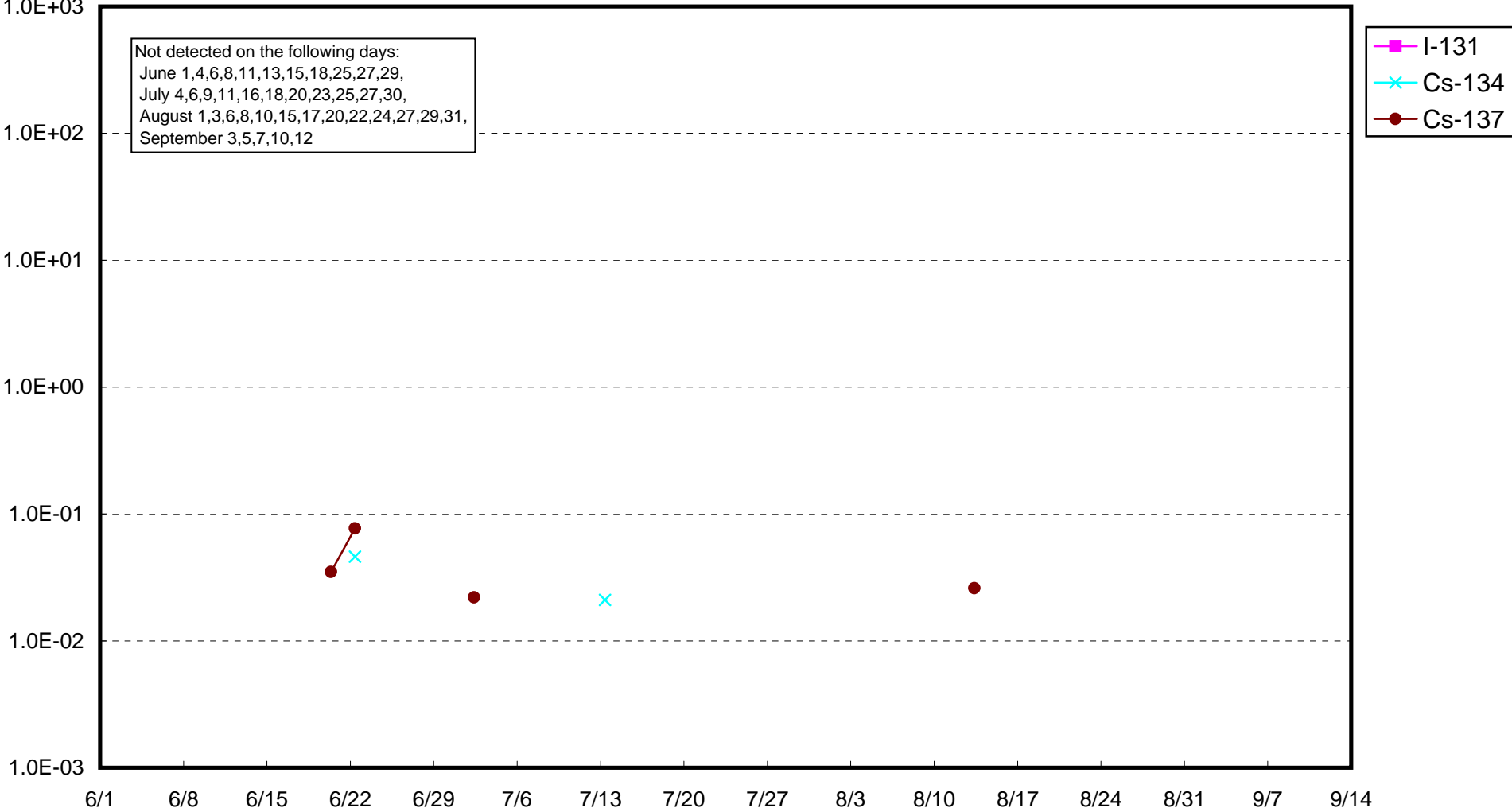
Fukushima Daiichi Nuclear Power Station: Radioactivity Density of Unit 1 Sub-drain (Bq/cm<sup>3</sup>)



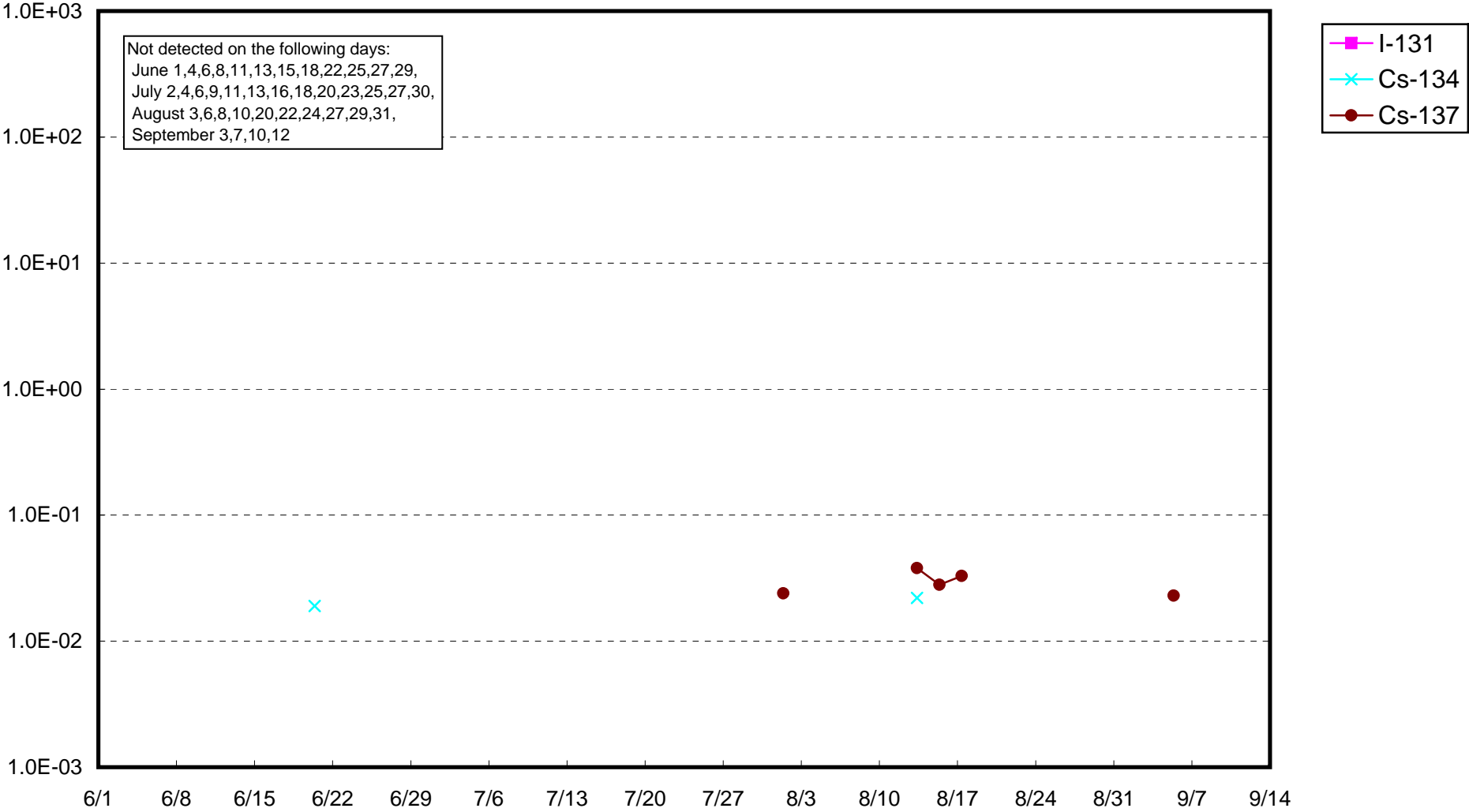
Fukushima Daiichi Nuclear Power Station: Radioactivity Density of Unit 2 Sub-drain (Bq/cm<sup>3</sup>)



Fukushima Daiichi Nuclear Power Station: Radioactivity Density of Unit 3 Sub-drain (Bq/cm3)



Fukushima Daiichi Nuclear Power Station: Radioactivity Density of Unit 4 Sub-drain (Bq/cm<sup>3</sup>)



Fukushima Daiichi Nuclear Power Station: Radioactivity Density at the Deep Well at the Site (Bq/cm<sup>3</sup>)

