

Result of nuclide analysis of sub drain of Fukushima Daiichi NPS

Reference

(Data summarized on May 24)

Place of Sampling	Fukushima Daiichi NPS 1U sub-drain	Fukushima Daiichi NPS 2U sub-drain	Fukushima Daiichi NPS 3U sub-drain	Fukushima Daiichi NPS 4U sub-drain	Fukushima Daiichi NPS 5U sub-drain	Fukushima Daiichi NPS 6U sub-drain	Fukushima Daiichi NPS Deep well
Time of Sampling	May 23, 2012 9:13 AM	May 23, 2012 9:20 AM	May 23, 2012 9:30 AM	May 23, 2012 9:23 AM	N/A	N/A	May 23, 2012 8:55 AM
Detected Nuclides (Half-life)	Density of sample (Bq/cm ³)						
I-131 (approx. 8 days)	ND	ND	ND	ND	-	-	ND
Cs-134 (approx. 2 years)	ND	3.8E-01	ND	ND	-	-	ND
Cs-137 (approx. 30 years)	ND	5.7E-01	ND	ND	-	-	ND

* O.OE - O means O.O x 10-O

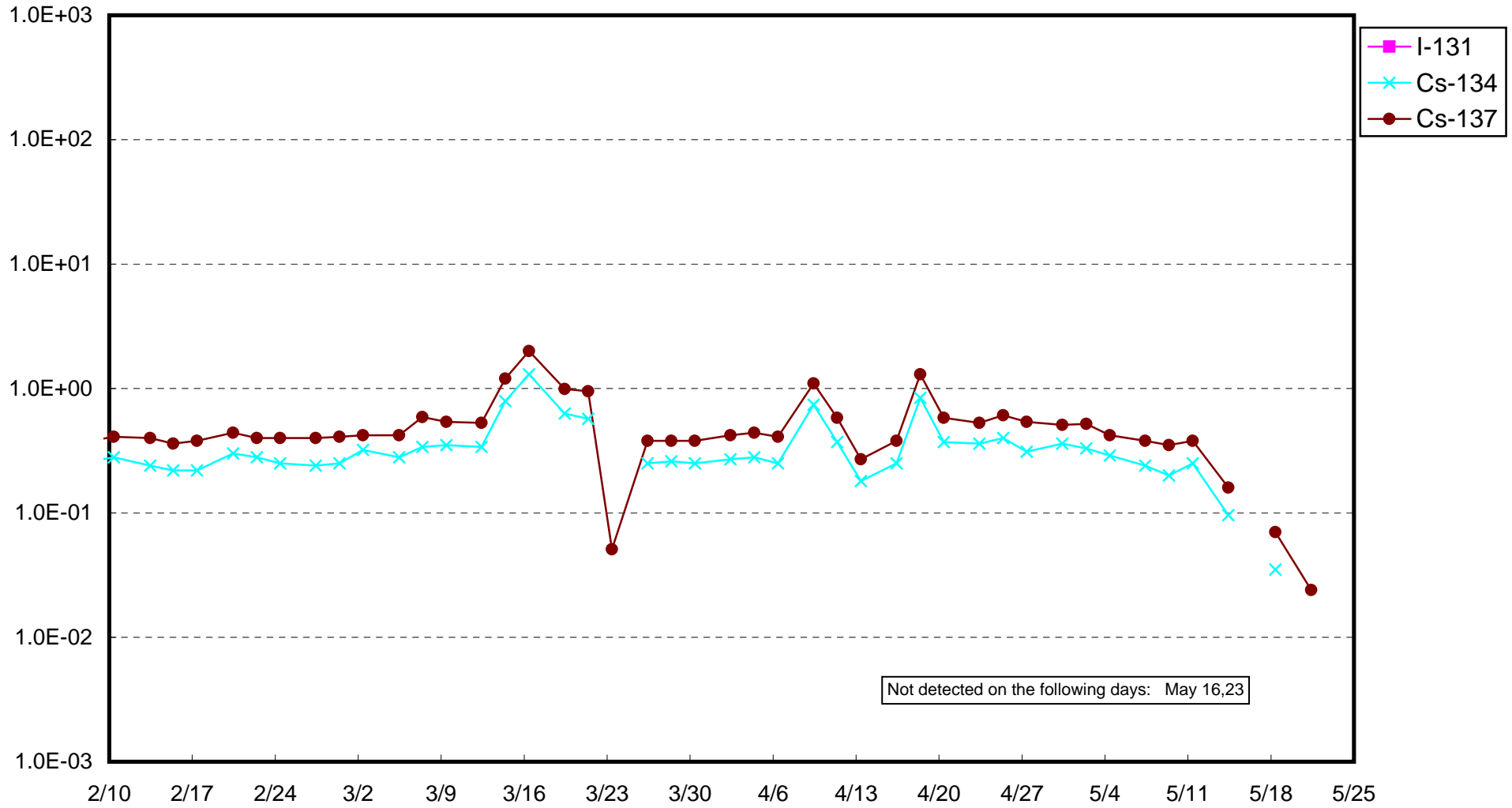
* Data of other nuclides are under evaluation.

* "ND" means the sampled data is below measurable limit.

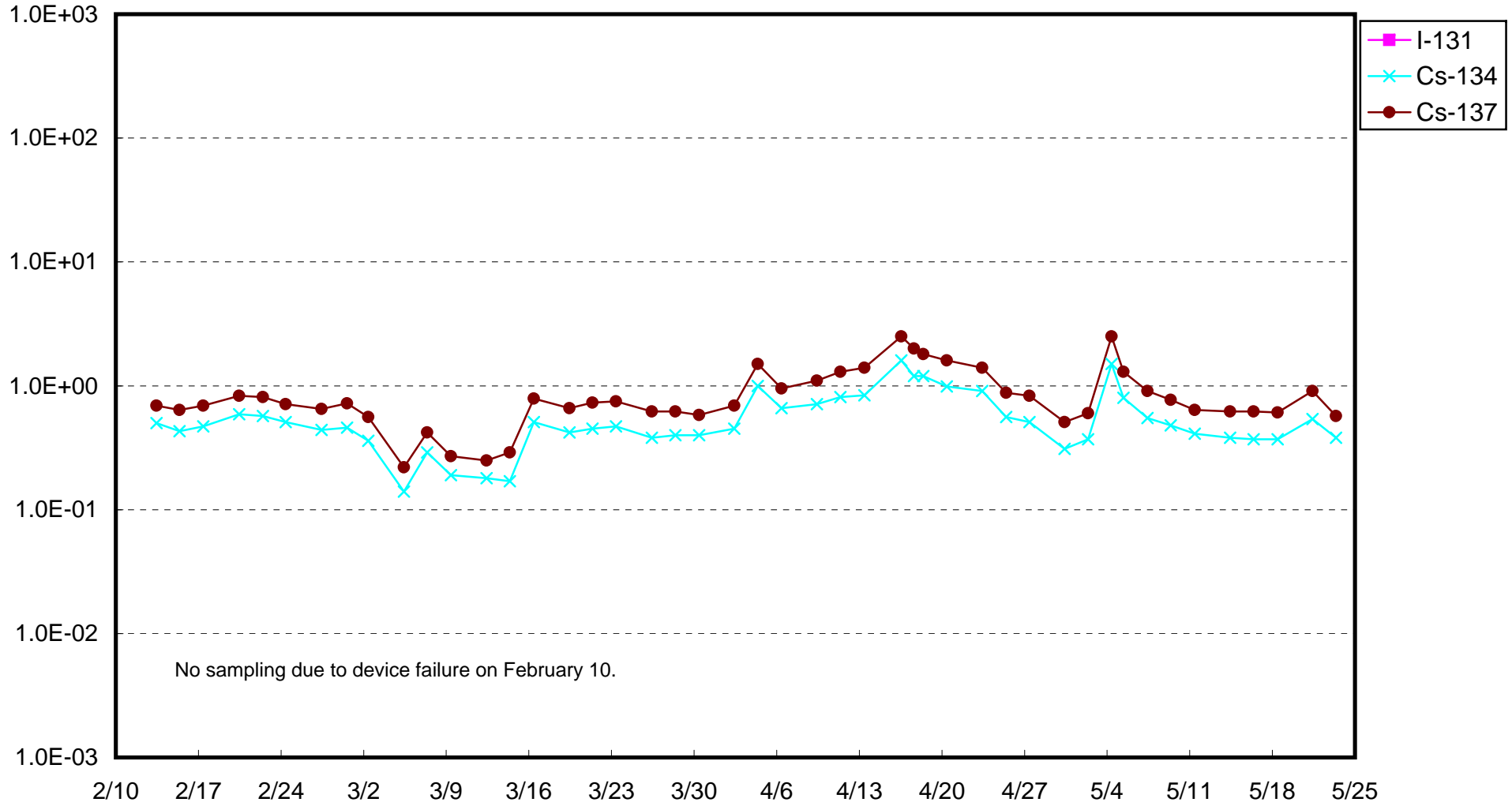
I-131: approx. 2E-2Bq/cm³, Cs-134: approx. 2E-2Bq/cm³, Cs-137: approx. 3E-2Bq/cm³)

Please note that these nuclides are sometimes detected even when they are below the limits, contingent on the detector or samples.

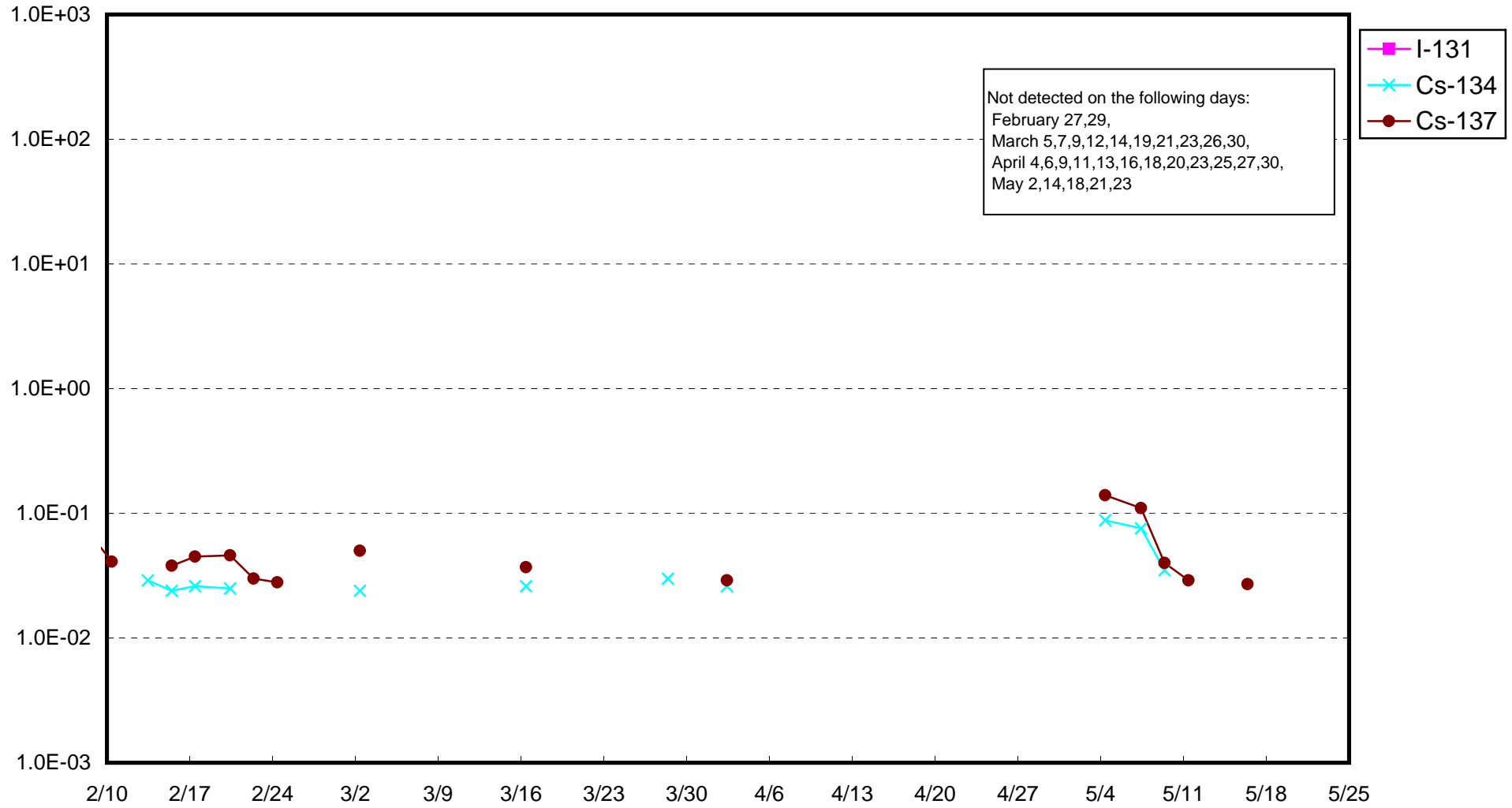
Fukushima Daiichi Nuclear Power Station : Radioactivity Density of Sub-drain at Unit 1 (Bq/cm³)



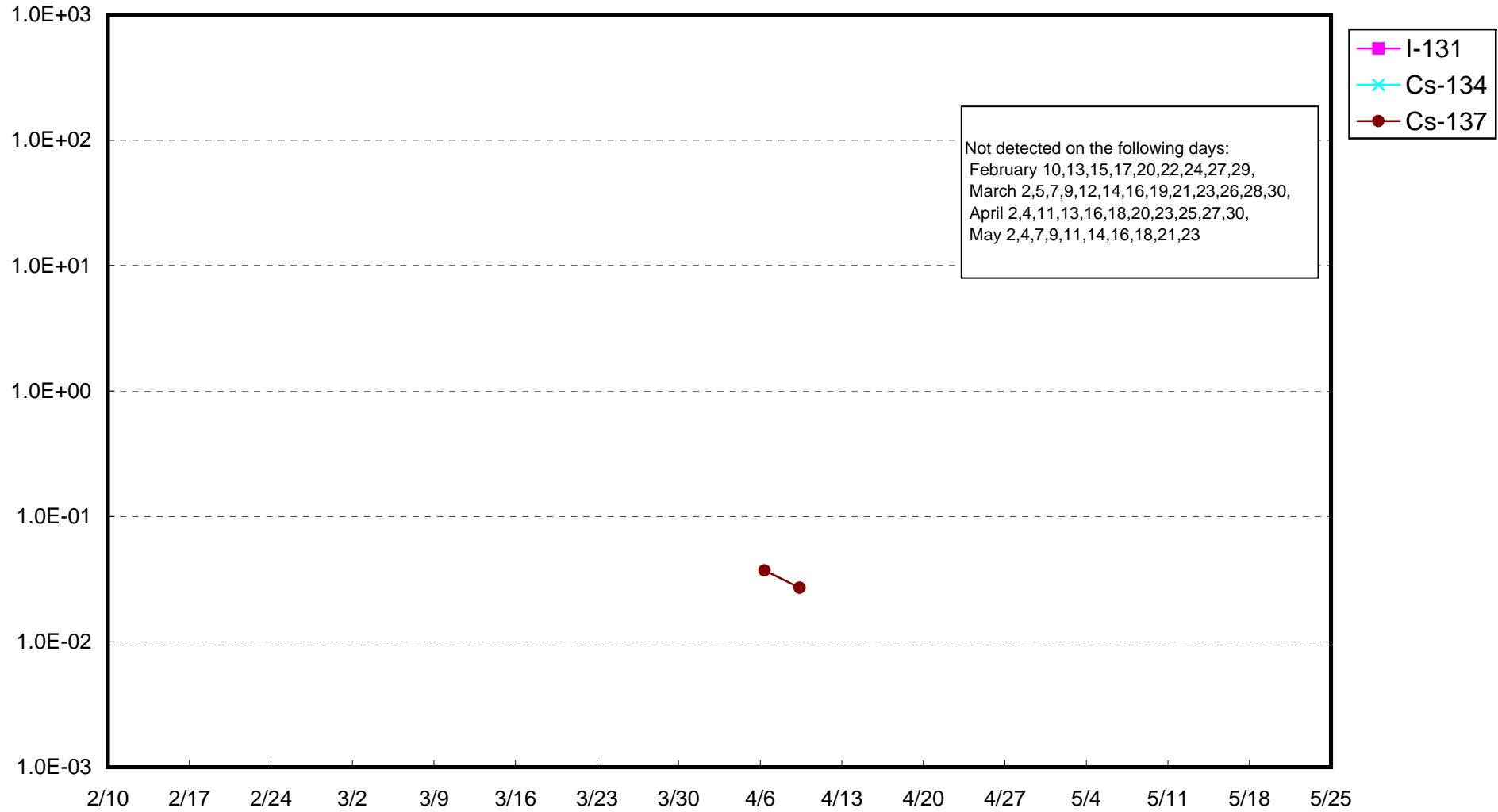
Fukushima Daiichi Nuclear Power Station : Radioactivity Density of Sub-drain at Unit 2 (Bq/cm³)



Fukushima Daiichi Nuclear Power Station : Radioactivity Density of Sub-drain at Unit 3 (Bq/cm³)



Fukushima Daiichi Nuclear Power Station : Radioactivity Density of Sub-drain at Unit 4 (Bq/cm³)



Fukushima Daiichi Nuclear Power Station : Radioactivity Density at the Deep Well at the Site (Bq/cm³)

